


# FINE PITCH SELF MATING CONNECTORS



(0.50 mm) .0197" PITCH

## FEATURES & BENEFITS

- Ten stack height options from 5.00 mm to 12.00 mm
- 0.50 mm, 0.635 mm or 0.80 mm pitches
- Audible click when mated
- Mating and unmating forces approximately 4-6x greater than typical micro pitch connectors
- Self-mating system reduces inventory cost
- Parallel, perpendicular and coplanar systems
- Shield option
- Lubricated option



### ACTUAL SIZE SHOWN SLIM BODY DESIGNS (40 total positions each)




## KEY SPECIFICATIONS

INSULATOR MATERIAL	CONTACT MATERIAL	PLATING	OPERATING TEMP RANGE	CURRENT RATING	SMT COPLANARITY	LEAD-FREE SOLDERABLE
Black LCP	Phosphor Bronze	Au or Sn over 50 μ" (1.27 μm) Ni	-55 °C to +125 °C	LSHM: 2.0 A per pin LSS: 1.7 A per pin LSEM: 1.8 A per pin	(0.10 mm) .004" max	Yes

(0.635 mm) .025" PITCH • RUGGED HERMAPHRODITIC CONNECTORS

**LSS** - **1** **NO. PINS PER ROW** - **LEAD STYLE** - **PLATING OPTION** - **DV** - **A** - **OPTION**

10, 20, 30, 40, 50



Specify **LEAD STYLE** from chart

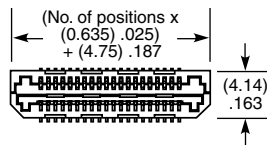
**-F**  
= Gold flash on contact, Matte Tin on tail

**-L**  
= 10 μ" (0.25 μm) Gold on contact, Matte Tin on tail

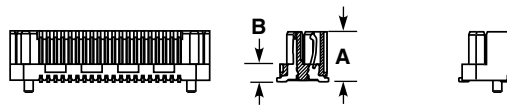
**-K**  
= (3.50 mm) .138" DIA Polyimide film Pick & Place Pad

**-TR**  
= Tape & Reel

**-FR**  
= Full Reel Tape & Reel (must order maximum quantity per reel; contact Samtec for quantity breaks)



LEAD STYLE	A	B
-01	(4.45) .1752	(1.59) .0628
-02	(7.45) .2933	(4.59) .1808
-03	(5.45) .2146	(2.59) .1021



LEAD STYLE	MATED HEIGHT *
-01 & -01	(6.00) .236
-01 & -03	(7.00) .276
-03 & -03	(8.00) .315
-01 & -02	(9.00) .354
-02 & -03	(10.00) .394
-02 & -02	(12.00) .472

\*Processing conditions will affect mated height.

View complete specifications at: [samtec.com?LSS](http://samtec.com?LSS)

(0.80 mm) .0315" PITCH • RUGGED HERMAPHRODITIC CONNECTORS

**LSEM** - **1** **NO. PINS PER ROW** - **LEAD STYLE** - **PLATING OPTION** - **TAIL OPTION** - **A** - **N** - **K** - **"X"R**

20, 30, 40, 50



Specify **LEAD STYLE** from chart

**-F**  
= Gold flash on contact, Matte Tin on tail

**-L**  
= 10 μ" (0.25 μm) Gold on contact, Matte Tin on tail

**-DV**  
= Vertical

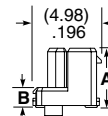
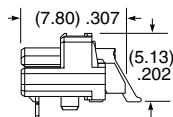
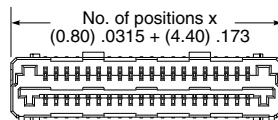
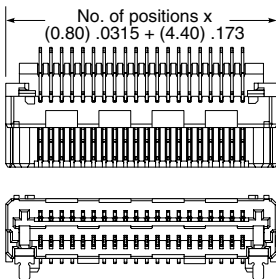
**-DH**  
= Right-angle (Lead style -01 only)

**-K**  
= (3.50 mm) .138" DIA Polyimide film Pick & Place Pad

**-TR**  
= Tape & Reel

**-FR**  
= Full Reel Tape & Reel (must order maximum quantity per reel; contact Samtec for quantity breaks)

LEAD STYLE	A	B
-01 (-DH only)	N/A	NA
-03.0	(4.45) .175	(1.50) .059
-04.0	(5.45) .215	(2.50) .098
-06.0	(7.45) .293	(4.50) .177



LEAD STYLE	MATED HEIGHT *
-03.0 & -03.0	(6.00) .236
-03.0 & -04.0	(7.00) .276
-04.0 & -04.0	(8.00) .315
-03.0 & -06.0	(9.00) .354
-04.0 & -06.0	(10.00) .394
-06.0 & -06.0	(12.00) .472

\*Processing conditions will affect mated height.

**Note:** Some lengths, styles and options are non-standard, non-returnable.

**-DH**

**-DV**

View complete specifications at: [samtec.com?LSEM](http://samtec.com?LSEM)