

Cree XBD Series

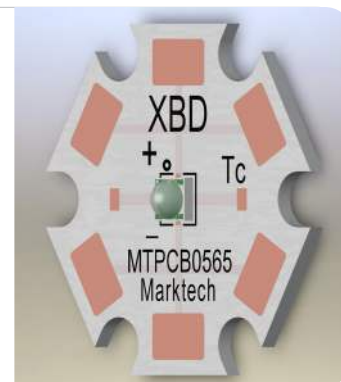
Leveraging Cree's latest silicon carbide technology and expertise, the XBD LED delivers up to 139 lumens and 136 lumens per watt in cool white (6000K) or up to 107 lumens and 105 lumens per watt in warm white (3000K), both at 350 mA and 85°C.

FEATURES

- > 80-min CRI White and 70-min CRI Cool White
- > 1A Maximum Drive Current
- > Low Thermal Resistance: 6.5°C/W
- > Electrically Neutral Thermal Path

APPLICATIONS

- > Non-Directional
- > Directional
- > Downlight
- > Consumer Portable



Flux Characteristics ($T_j=85^{\circ}\text{C}$ --White)



COLOR TEMPERATURE	CCT (TYP.)(°K)*	MIN.FLUX (LM) @350MA	KIT USED
Cool White	6000--6500	122	OF51
Neutral White	4750--5000	107	LDE3
Warm White	3000--3250	100	LBE7

*See Cree Specifications

*Absolute Maximum Ratings (Note 1)

ITEMS	SYMBOL	RATING	UNIT
Forward Current (Note 2)	I_F	1000	mA
Forward Voltage (@350mA, 85°C)	V_F	3.5	V
Reverse Voltage	V_R	-5.0	V
Temperature Coefficient of Forward Voltage	V_{TC}	-2.5	mV/°C
Operating Temperature at T_c Point (Note 2&3)	T_{OPR}	115	°C
Junction Temperature	T_J	150	°C
ESD Classification (HBM per MIL-STD-883D)	--	Class 2	--

* Exceeding maximum ratings may damage the LED and cause potential safety hazards.

* Elevated operating temperatures can be expected to negatively impact the service life (lumen output)

* All data is related to entire assembly. Data reflects statistical mean values. Actual data may differ depending on variances in the manufacturing process.

* End users need to take into account the lumen depreciation as the temperature rises with various thermal solutions installed.

* It is highly recommended for the user to review the CREE XBD Series page for additional and most recent technical data at <http://www.cree.com/led-components-and-modules/products/xlamp/discrete-directional/xlamp-xbd>

Note 1: Using continuously under elevated loads (i.e. the application of high temperature/current/voltage or a significant change in temperature, etc.) may cause this product to significantly decrease in reliability even if the operating conditions are within the absolute maximum ratings.

Note 2: The thermal resistance from the LED junction to ambient temperature, $R_{th(j-a)}$, should be kept below 10°C/W so that the LED is not exposed to a condition beyond the absolute maximum ratings.

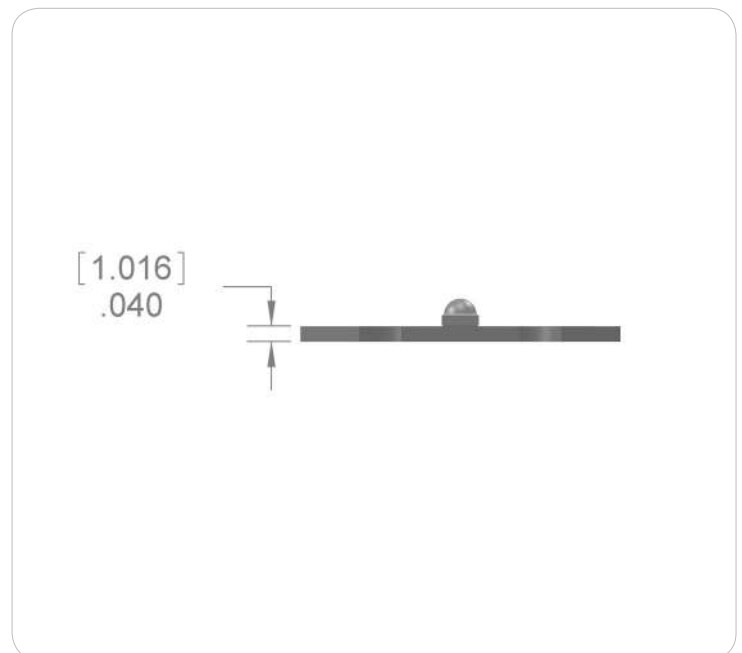
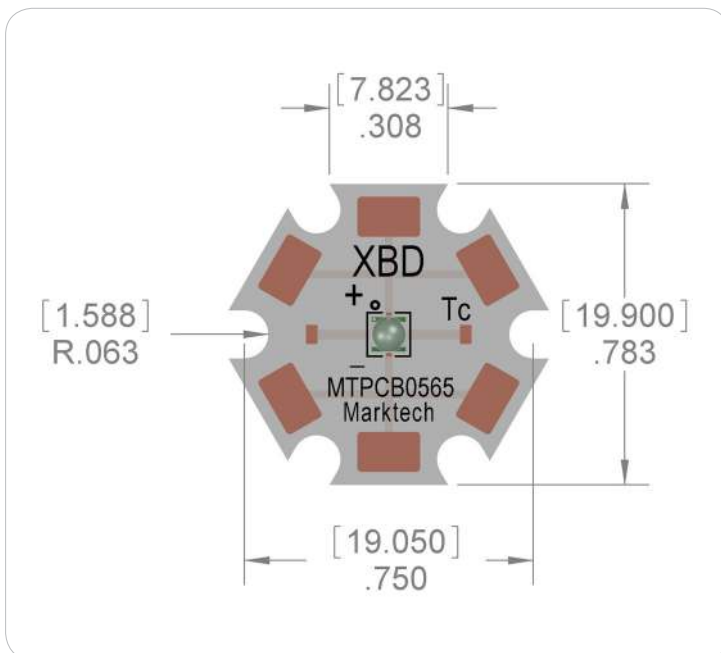
Note 3: The temperature of the LED assembly must be measured at the T_c -point according to EN60598-1 in a thermally constant status with a temperature sensor or a temperature sensitive label.

Hardware (not included)

- > Mount with #4 Machine Screws.
- > 16AWG Maximum Wire Gauge.
- > Use only with constant current power supplies.

PCB Fabrication

- > Layer Count: 1
- > Core Material: 6061-T6 Aluminum
- > Single Layer Copper Weight: 1oz
- > Solder Mask: White
- > Finishing Plating: Pb Free HASL



The information contained herein is subject to change without notice.

2012-04-18