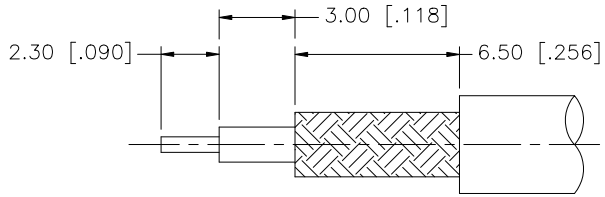
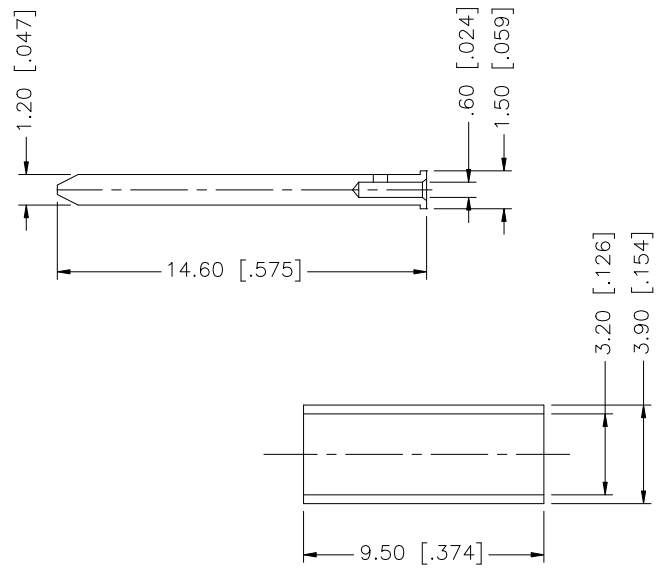
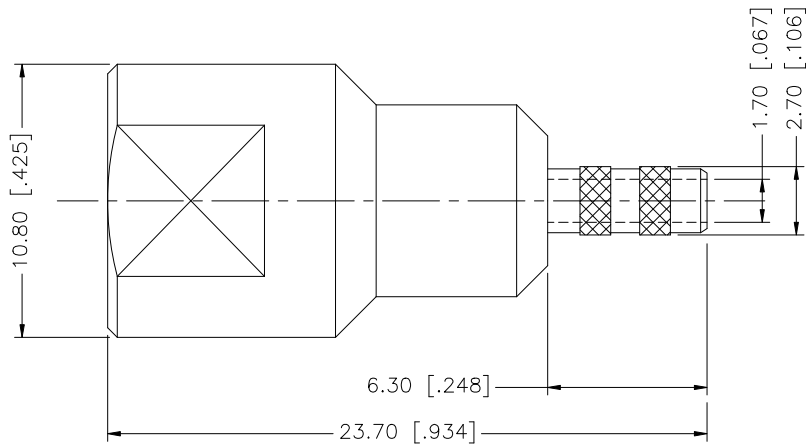


REV.	DATE	DESCRIPTION
NC	07/18/97	INITIAL RELEASE
A	07/31/07	UPDATE DRAWING FORMAT



RECOMMENDED
CABLE STRIPPING DIMS



8				
7				
6				
5				
4	FERRULE	BRASS	NICKEL	1
3	CONTACT PIN	BRASS	GOLD	1
2	INSULATOR	TEFLON	NATURAL	1
1	BODY	BRASS	NICKEL	1
	DESCRIPTION	MATERIAL	FINISH	QTY

UNLESS OTHERWISE SPECIFIED DIMENSIONS ARE IN MILLIMETERS. DIMENSIONS IN [] ARE IN INCHES AND FOR CUSTOMER REFERENCE ONLY.

UNLESS OTHERWISE SPECIFIED TOLERANCES FOR MILLIMETERS ARE:
0.5 - 8mm ± 0.20mm
8 - 30mm ± 0.40mm
30 - 120mm ± 0.50mm

UNLESS OTHERWISE SPECIFIED TOLERANCES FOR INCHES ARE:
.020 - .315 = ± 0.007"
.315 - 1.180 = ± 0.015"
1.180 - 4.724 = ± 0.020"

DO NOT SCALE DRAWING

APPROVALS		DATE
DRAWN	G.R.S.	07/31/07
CHECKED		
ISSUED		
SHEET	1 OF 1	
CAD FILE	C:/192/192114.DWG	

<h1>Amphenol Connex</h1>			
PART DESCRIPTION FME CRIMP PLUG (FOR RG-174/U, 188A/U, 316/U CABLE)			
PART NO. 192114			
DWG. NO.	192114.DWG	REV.	A
SIZE	A	SCALE	NA