



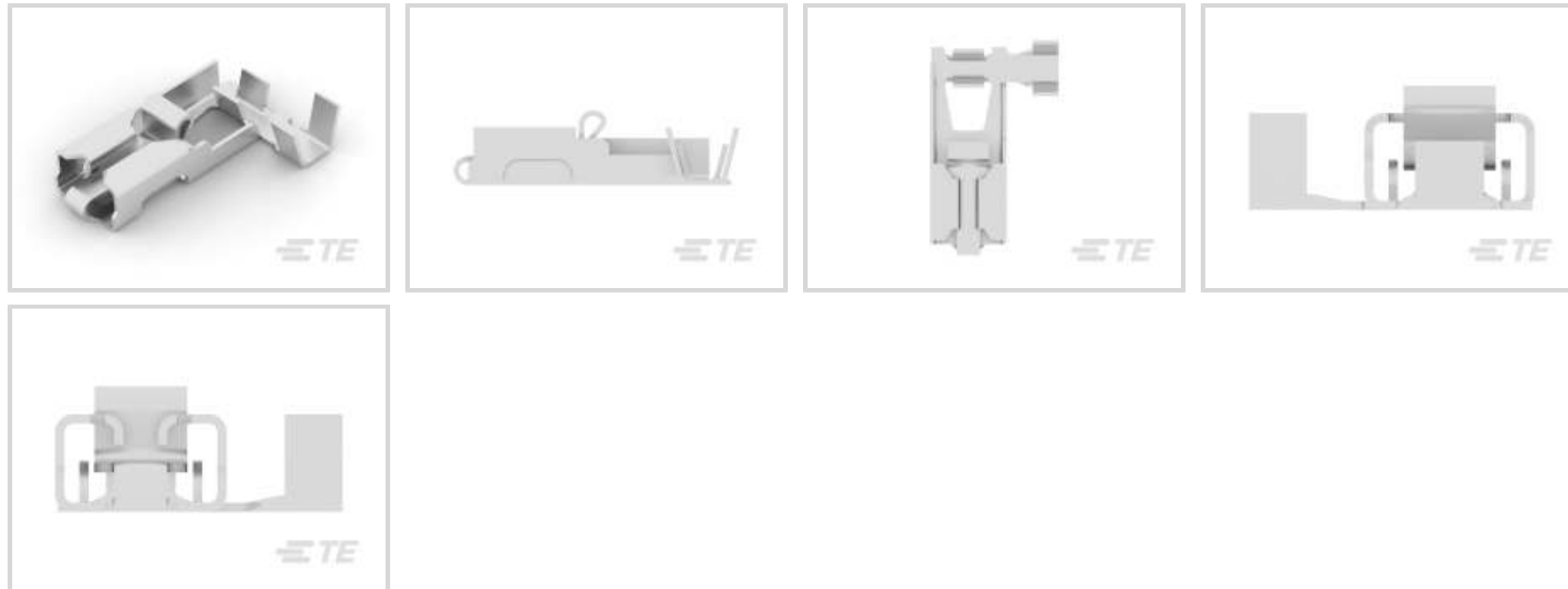
Positive Lock | Positive Lock 250

TE Internal #: 282349-1

Quick Disconnects, Receptacle, 20 – 15 AWG Wire Size, .51 – 1.65 mm<sup>2</sup> Wire Size, Mating Tab Width 6.35 mm [.25 in], Flag, Positive Lock 250

[View on TE.com >](#)

Terminals & Splices > Quick Disconnects



Quick Disconnect Terminal Type: **Receptacle**

Wire Size: .51 – 1.65 mm<sup>2</sup>

Mating Tab Width: 6.35 mm [.25 in]

Mating Tab Thickness: .81 mm [.032 in]

## Features

### Product Type Features

Insertion Force	Low
-----------------	-----

### Configuration Features

Connection Capacity	Single
Compatible With Wire & Cable Type	Discrete Wire

### Contact Features

Quick Disconnect Terminal Type	Receptacle
Mating Tab Width	6.35 mm [.25 in]
Mating Tab Thickness	.81 mm [.032 in]
Terminal Orientation	Flag
Contact Base Material	Nickel Silver
Terminal Plating Material	Unplated
Crimp Type	F-Crimp
Barrel Type	Open

### Termination Features

--	--



Product Terminates To	Wire & Cable
-----------------------	--------------

### Mechanical Attachment

Extraction Force	7 – 100 Newton
------------------	----------------

Wire Insulation Support	With
-------------------------	------

Mating Retention Type	Dimple
-----------------------	--------

### Dimensions

Terminal Material Thickness	.41 mm[.016 in]
-----------------------------	-----------------

Product Length	18 mm[.71 in]
----------------	---------------

Compatible Insulation Diameter Range	2.01 – 3.3 mm[.079 – .13 in]
--------------------------------------	------------------------------

Wire Size	.51 – 1.65 mm <sup>2</sup>
-----------	----------------------------

### Usage Conditions

Insulation Option	Uninsulated
-------------------	-------------

Operating Temperature Range	-30 – 200 °C[-22 – 392 °F]
-----------------------------	----------------------------

### Industry Standards

Agency/Standard	UL
-----------------	----

### Packaging Features

Packaging Quantity	2000
--------------------	------

Packaging Method	Strip/Reel
------------------	------------

## Product Compliance

[For compliance documentation, visit the product page on TE.com>](#)

EU RoHS Directive 2011/65/EU	Compliant
------------------------------	-----------

EU ELV Directive 2000/53/EC	Compliant
-----------------------------	-----------

China RoHS 2 Directive MIIT Order No 32, 2016	No Restricted Materials Above Threshold
---	---

EU REACH Regulation (EC) No. 1907/2006	Current ECHA Candidate List: JUNE 2023 (235) Candidate List Declared Against: JAN 2023 (233) Does not contain REACH SVHC
--	--

Halogen Content	Low Halogen - Br, Cl, F, I < 900 ppm per homogenous material. Also BFR/CFR/PVC Free
-----------------	---

Solder Process Capability	Not applicable for solder process capability
---------------------------	--

Product Compliance Disclaimer

This information is provided based on reasonable inquiry of our suppliers and represents our current actual knowledge based on the information they provided. This information is subject to change. The part numbers that TE has identified as EU RoHS compliant have a maximum concentration of 0.1% by weight in homogenous materials for lead, hexavalent chromium, mercury, PBB, PBDE, DBP, BBP, DEHP, DIBP, and 0.01% for cadmium, or qualify for an exemption to these limits as defined in the Annexes of Directive 2011/65/EU (RoHS2). Finished electrical and electronic equipment products will be CE marked as required by Directive 2011/65/EU. Components may not be CE marked. Additionally, the part numbers that TE has identified as EU ELV compliant have a maximum concentration of 0.1% by weight in homogenous materials for lead, hexavalent chromium, and mercury, and 0.01% for cadmium, or qualify for an exemption to these limits as defined in the Annexes of Directive 2000/53/EC (ELV). Regarding the REACH Regulation, the information TE provides on SVHC in articles for this part number is based on the latest European Chemicals Agency (ECHA) 'Guidance on requirements for substances in articles' posted at this URL: <https://echa.europa.eu/guidance-documents/guidance-on-reach>

## Compatible Parts



TE Part # 2-2150401-1  
OCEAN\_2.0\_Applicator-E-100F140F



TE Part # 2-2150401-2  
OCEAN\_2.0\_Applicator-E-100F140F



TE Part # 2150401-1  
OCEAN\_2.0\_Applicator-E-100F140F



TE Part # 2150401-2  
OCEAN\_2.0\_Applicator-E-100F140F



TE Part # 680436-1  
HDM 9EMPO100F120F T&G



TE Part # 7-2150401-1  
OCEAN\_2.0\_Applicator-E-100F140F




TE Part # 7-2150401-2  
OCEAN\_2.0\_Applicator-E-100F140F




TE Part # 7-2150401-7  
OCEAN\_2.0\_SPARE\_PART\_KIT-100F140F


## Also in the Series | Positive Lock 250



Automotive Terminals(1)



Crimp Terminal Housings(193)



Insertion & Extraction Tools(3)

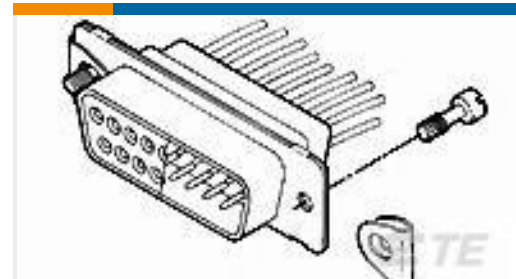


Insulation Boots & Sleeves(4)



Quick Disconnects(186)

## Customers Also Bought

TE Part #215083-4  
MICRO-MATCH MOW.04PTE Part #T4113002081-000  
M12,MALE,RA,A CODE,8P,PG9,GOLDTE Part #5205980-4  
SCREW RETAINER KITTE Part #104257-2  
03 MTE RCPT HSG SR LATCH .100TE Part #963530-1  
EINZELLEITERDICHTUNGTE Part #927775-3  
TIMER, RECEPTACLE AND TABTE Part #1241416-1  
AMP MCP 6.3/4.8K, CONTACT, SWSTE Part #185010-2  
HEADLIGHT HOUSING HOUSING

## Documents

### Product Drawings

PL 250 FLAG REC 0.5-1.5MM2 0.4 X 44 NISI

English

### CAD Files

3D PDF

3D

Customer View Model

[ENG\\_CVM\\_CVM\\_282349-1\\_C.2d\\_dxf.zip](#)

English

Customer View Model

[ENG\\_CVM\\_CVM\\_282349-1\\_C.3d\\_igs.zip](#)

English

Customer View Model

[ENG\\_CVM\\_CVM\\_282349-1\\_C.3d\\_stp.zip](#)

English

By downloading the CAD file I accept and agree to the [Terms and Conditions](#) of use.



---

**Product Specifications**

**6.3mm SRS. Positive Lock Flag Contact**

English

**Application Specification**

English