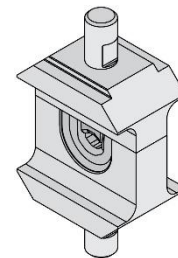


Order Number
213939-0030

molex[®]

Application Tooling Specification



SCOPE

Tooling: HHL Tooling Kits are used with the Hydraulic Head Crimper with Air/Hydraulic Pump (19286-0117). Refer to the tool instruction manual for installation and operation information.

Products: 6mm CST Receptacle Terminals for 6 AWG wire.

Terminal Series No.	Terminal Order No.	Wire Size		Strip Length	
		AWG	mm ²	mm	In.
204608	204608-1006	6	—	14.5-16.0	.570-.630

Testing

The *tensile test* or *pull test* is a means of evaluating the mechanical properties of the crimped connections. The following chart shows the specifications for the wire size. The tensile strength is shown in newtons and pounds, and it indicates the minimum acceptable force to break or separate the terminal from the conductor.

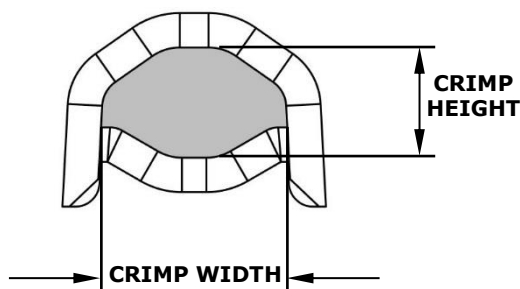
Wire Size (AWG)	Minimum Pull (Military)	
	N	Lb.
6	1,334	300

CRIMP MEASUREMENT

After crimping, the terminal crimp profiles should measure the following:

Terminal Series No.	Wire Size		Crimp Height (Ref)		Crimp Width (Ref)	
	AWG	mm ²	mm	In.	mm	In.
204608	6	—	4.70-4.85	.185-.191	7.60-7.75	.299-.305

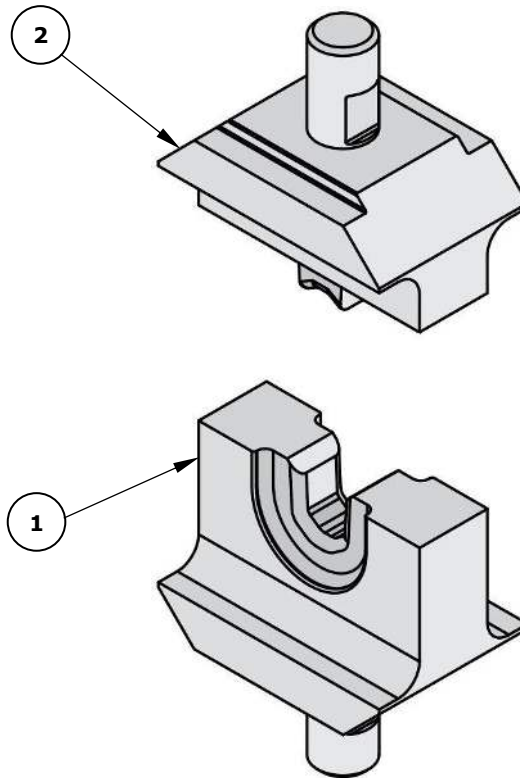
CRIMP PROFILE



CAUTION: Molex crimp specifications are valid only when used with Molex terminals and tooling.

PARTS LIST

Item	Order No.	Engineering No.	Description	Qty
	213939-0030	213939-0030	HHL Tooling Kit	REF
1	213939-0031	213939-0031	Conductor Anvil	1
2	213939-0032	213939-0032	Conductor Punch	1



Application Tooling Support

Phone: (402) 458-TOOL (8665)

E-Mail: applicationtooling@molex.com

Website: www.molex.com/applicationtooling

Molex is a registered trademark of Molex, LLC in the United States of America and may be registered in other countries; all other trademarks listed herein belong to their respective owners.