

MATERIALS AND FINISHES

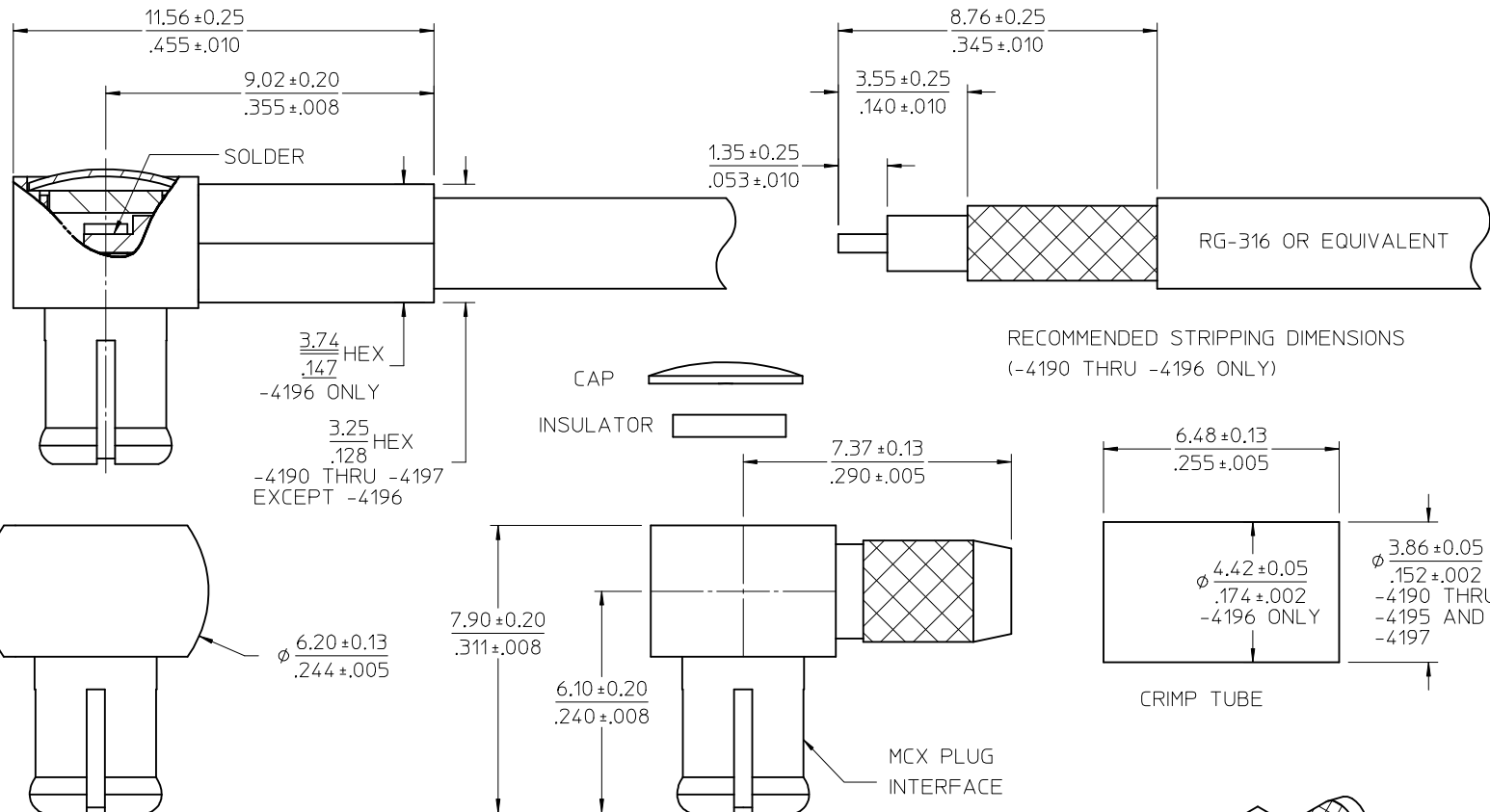
BODY, CRIMP TUBE, CAP: BRASS
PLATED: SEE TABLE

CENTER CONTACT: BRASS
PLATED: SEE TABLE

INSULATOR, SPACER: TEFLON

OUTER CONTACT: BERYLLIUM COPPER
PLATED: SEE TABLE

NOTE: ALL GOLD PLATING IS OVER A NICKEL LAYER

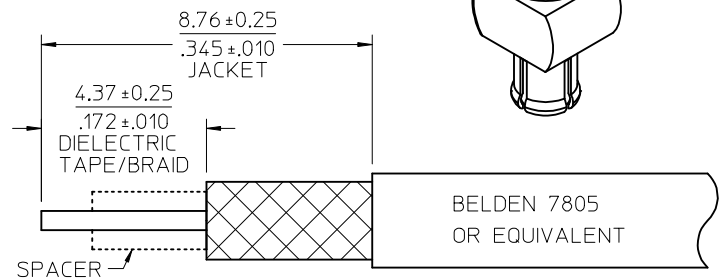


SPACER
(-4197 ONLY)

RECOMMENDED STRIPPING DIMENSIONS
(-4190 THRU -4196 ONLY)

RECOMMENDED STRIPPING DIMENSIONS (-4197 ONLY)

| | | | | |
|------------|--------------------|--------------------|------------------|--------------------|
| 73415-4197 | GOLD 10 MICRO-IN | GOLD 30 MICRO-IN | GOLD 30 MICRO-IN | GOLD 10 MICRO-IN |
| 73415-4196 | NICKEL 70 MICRO-IN | GOLD 30 MICRO-IN | GOLD 30 MICRO-IN | NICKEL 70 MICRO-IN |
| 73415-4195 | NICKEL 70 MICRO-IN | GOLD 30 MICRO-IN | GOLD 30 MICRO-IN | NICKEL 70 MICRO-IN |
| 73415-4194 | GOLD 10 MICRO-IN | GOLD 30 MICRO-IN | GOLD 30 MICRO-IN | GOLD 10 MICRO-IN |
| 73415-4193 | NICKEL 70 MICRO-IN | GOLD 30 MICRO-IN | GOLD 30 MICRO-IN | NICKEL 70 MICRO-IN |
| 73415-4192 | NICKEL 70 MICRO-IN | NICKEL 70 MICRO-IN | GOLD 30 MICRO-IN | NICKEL 70 MICRO-IN |
| 73415-4191 | GOLD 5 MICRO-IN | GOLD 10 MICRO-IN | GOLD 10 MICRO-IN | GOLD 10 MICRO-IN |
| 73415-4190 | NICKEL 70 MICRO-IN | NICKEL 70 MICRO-IN | GOLD 10 MICRO-IN | NICKEL 70 MICRO-IN |
| PART NO. | FINISH BODY | FINISH OC | FINISH CONTACT | FERRULE & CAP |



| | | | | |
|---------------|--|-------------|---|-------------------------------|
| CECC-22-220 | | INTERFACE | CHG/UPDATE BODY FOR -4197 EC NO: URF2013-0252 DRW:SSHAH 2012/10/30 CHKD:JLEE 2012/10/30 APPR:JWIENER 2012/10/30 DESCRIPTION REV: | QUALITY SYMBOLS ▽=0 ▽=0 |
| SPECIFICATION | | DESCRIPTION | | |

| | | | | |
|---|---|---------------------------|--|------------------------|
| GENERAL TOLERANCES (UNLESS SPECIFIED) | DIMENSION STYLE MM/IN | SCALE | DESIGN UNITS METRIC | THIRD ANGLE PROJECTION |
| 4 PLACES ± --- ± --- 3 PLACES ± --- ± --- 2 PLACES ± --- ± --- 1 PLACE ± --- ± --- ANGULAR ± 2 ° | DRAWN BY SSS DATE 2004/05/11 CHECKED BY TEF DATE 2004/05/11 APPROVED BY JDW DATE 2004/05/11 | TITLE | MCX R/A PLUG 50 OHMS, RG316 EWR2441 MCX-PC | |
| DRAFT WHERE APPLICABLE MUST REMAIN WITHIN DIMENSIONS | MATERIAL NO. SEE TABLE | DOCUMENT NO. SD-73415-419 | MOLEX INCORPORATED SHEET NO. 1 OF 1 | |
| THIS DRAWING CONTAINS INFORMATION THAT IS PROPRIETARY TO MOLEX INCORPORATED AND SHOULD NOT BE USED WITHOUT WRITTEN PERMISSION | | | | |

MATERIALS AND FINISHES

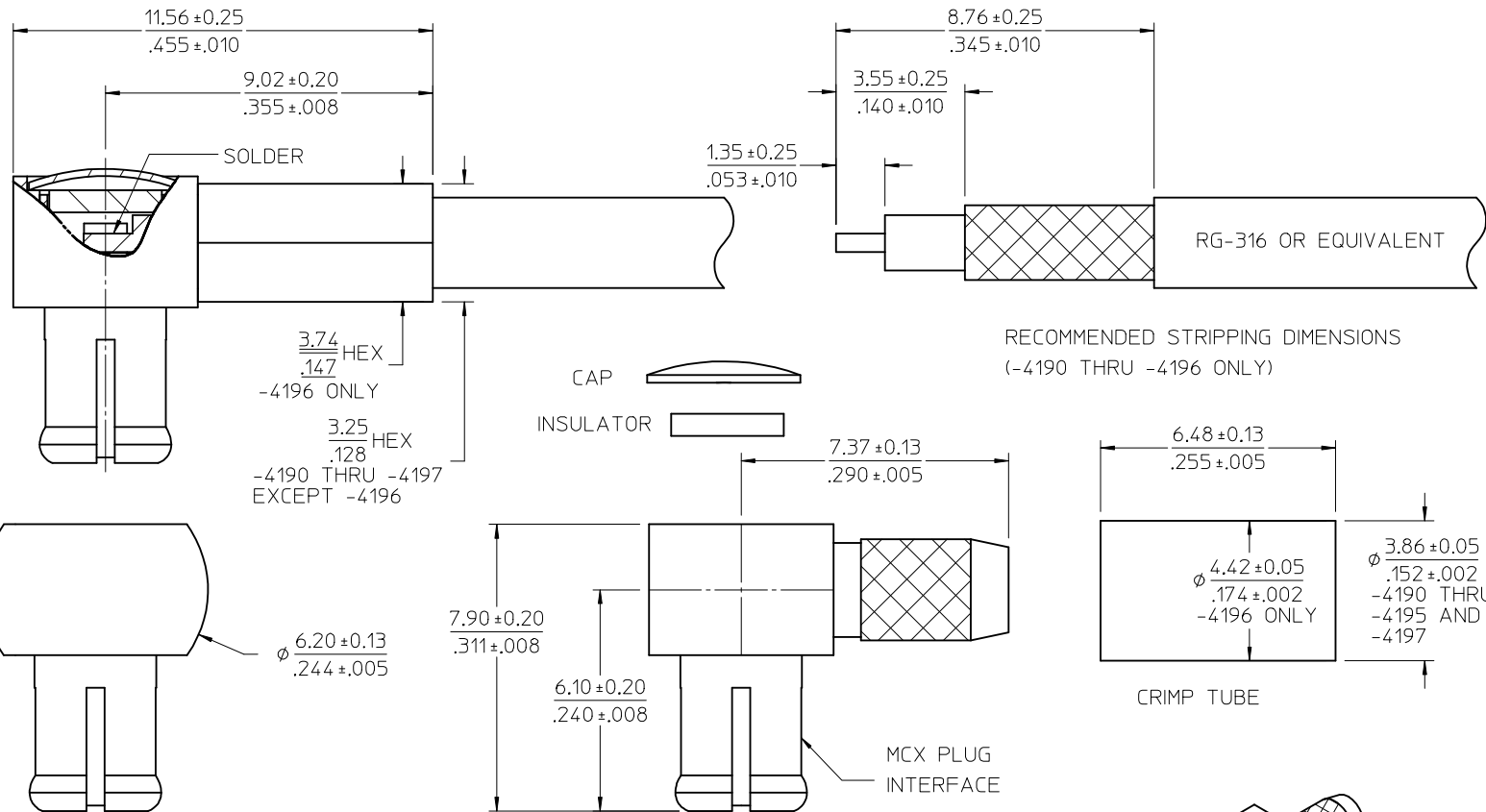
BODY, CRIMP TUBE, CAP: BRASS
PLATED: SEE TABLE

CENTER CONTACT: BRASS
PLATED: SEE TABLE

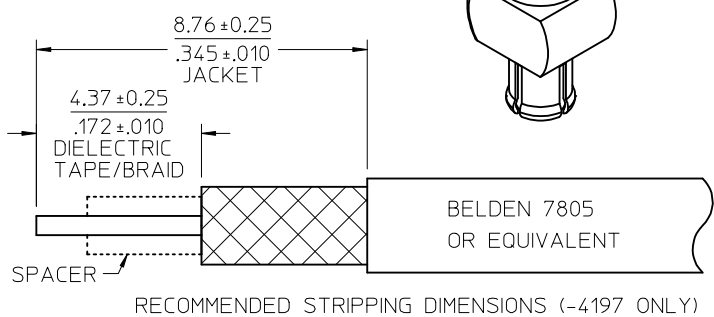
INSULATOR, SPACER: TEFLON

OUTER CONTACT: BERYLLIUM COPPER
PLATED: SEE TABLE

NOTE: ALL GOLD PLATING IS OVER A NICKEL LAYER



| | | | | |
|------------|--------------------|--------------------|------------------|--------------------|
| 73415-4197 | GOLD 10 MICRO-IN | GOLD 30 MICRO-IN | GOLD 30 MICRO-IN | GOLD 10 MICRO-IN |
| 73415-4196 | NICKEL 70 MICRO-IN | GOLD 30 MICRO-IN | GOLD 30 MICRO-IN | NICKEL 70 MICRO-IN |
| 73415-4195 | NICKEL 70 MICRO-IN | GOLD 30 MICRO-IN | GOLD 30 MICRO-IN | NICKEL 70 MICRO-IN |
| 73415-4194 | GOLD 10 MICRO-IN | GOLD 30 MICRO-IN | GOLD 30 MICRO-IN | GOLD 10 MICRO-IN |
| 73415-4193 | NICKEL 70 MICRO-IN | GOLD 30 MICRO-IN | GOLD 30 MICRO-IN | NICKEL 70 MICRO-IN |
| 73415-4192 | NICKEL 70 MICRO-IN | NICKEL 70 MICRO-IN | GOLD 30 MICRO-IN | NICKEL 70 MICRO-IN |
| 73415-4191 | GOLD 5 MICRO-IN | GOLD 10 MICRO-IN | GOLD 10 MICRO-IN | GOLD 10 MICRO-IN |
| 73415-4190 | NICKEL 70 MICRO-IN | NICKEL 70 MICRO-IN | GOLD 10 MICRO-IN | NICKEL 70 MICRO-IN |
| PART NO. | FINISH BODY | FINISH OC | FINISH CONTACT | FERRULE & CAP |



| | | | | |
|---------------|--|-------------|---|-------------------------------|
| CECC-22-220 | | INTERFACE | CHG/UPDATE BODY FOR -4197 EC NO: URF2013-0252 DRW:SSHAH 2012/10/30 CHKD:JLEE 2012/10/30 APPR:JWIENER 2012/10/30 DESCRIPTION | QUALITY SYMBOLS ▽=0 ▽=0 |
| SPECIFICATION | | DESCRIPTION | | |

| | | | | | | |
|---|-------|-----------------------|------|--|---------------------|---|
| GENERAL TOLERANCES (UNLESS SPECIFIED) | | DIMENSION STYLE MM/IN | | SCALE | DESIGN UNITS METRIC | THIRD ANGLE PROJECTION |
| 4 PLACES | ± --- | mm | INCH | DRAWN BY SSS | DATE 2004/05/11 | TITLE |
| 3 PLACES | ± --- | | | CHECKED BY TEF | DATE 2004/05/11 | MCX R/A PLUG 50 OHMS, RG316 EWR2441 MCX-PC |
| 2 PLACES | ± --- | | | APPROVED BY JDW | DATE 2004/05/11 | |
| 1 PLACE | ± --- | | | MATERIAL NO. SEE TABLE | | MOLEX INCORPORATED DOCUMENT NO. SD-73415-419 SHEET NO. 1 OF 1 |
| ANGULAR ± 2 ° | | | | DRAFT WHERE APPLICABLE MUST REMAIN WITHIN DIMENSIONS | | |
| THIS DRAWING CONTAINS INFORMATION THAT IS PROPRIETARY TO MOLEX INCORPORATED AND SHOULD NOT BE USED WITHOUT WRITTEN PERMISSION | | | | | | |