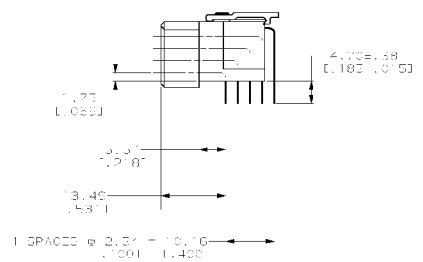
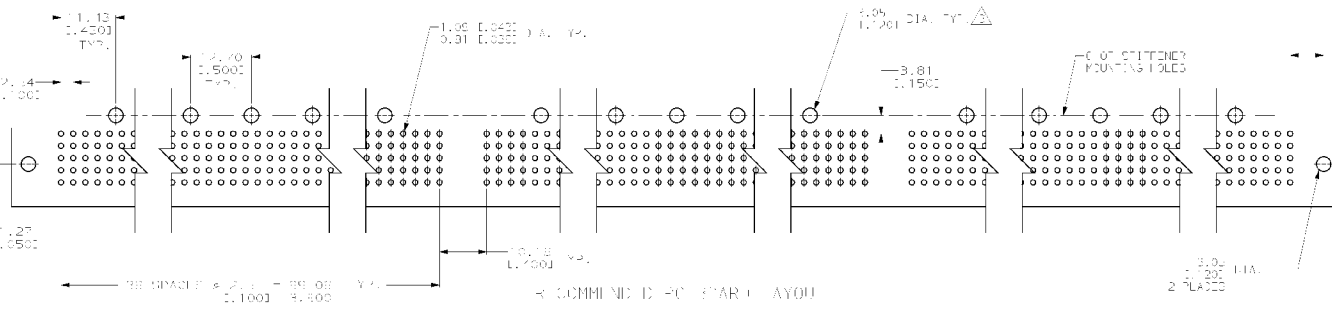
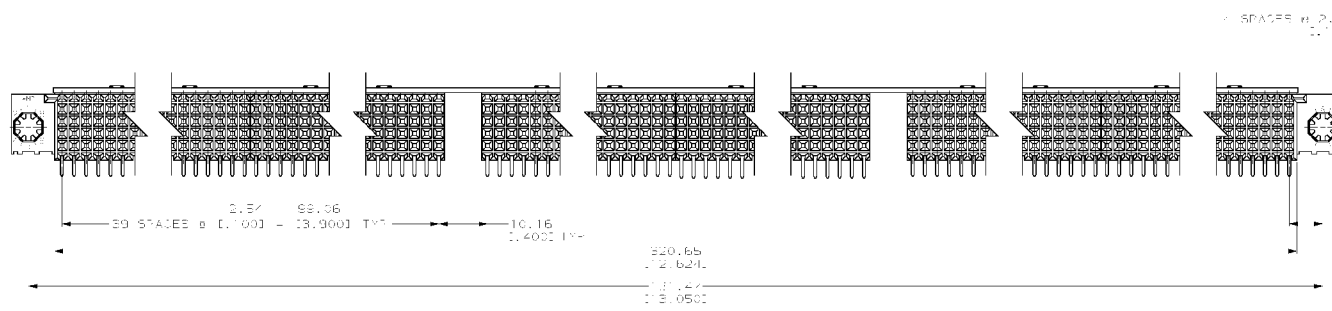
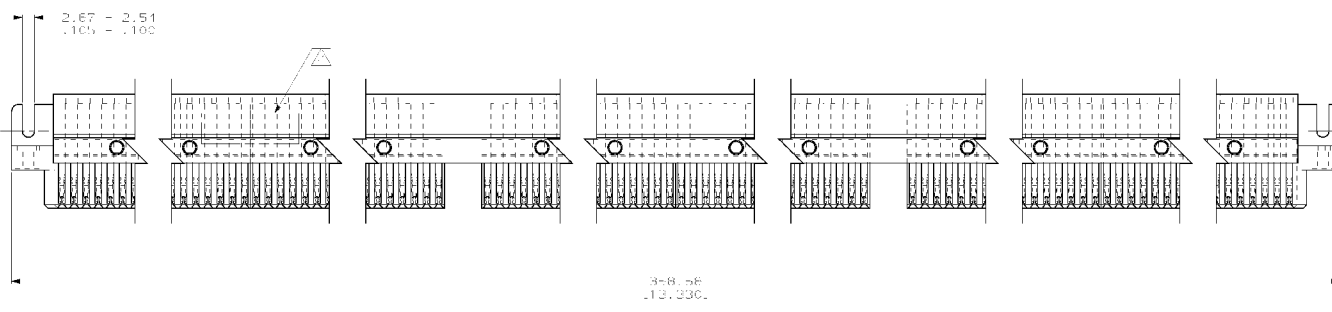


REV	NO	DESCRIPTION	DATE
AD	25		
0	REV. FOR N.P.R. 88 5000 001	7-22-95	PH
A	REV. FOR TAB 7 85	8-25-95	PH
B	REV. FOR 0011-0011-01	11-08-95	EC

- ⚠ MATERIAL: BRASS - GASS - LEAD - POLY-STEP, COLOR - BLACK, CONTACT - COPPER ALLOY, SOLDER - 60/40.
- ⚠ FINISH: 0.00030" (0.00030" MIN. TYP. SURFACE FINISH) WITH 0.00030" (0.00030" MIN. CO. TYP. HATCHING AREA, TIR LEAD ON TAILS.
- ⚠ RECOMMENDED MOUNTING SCREW IS A BINDING-HEAD #2 T-HEAD SCREWS TYPE AB - STAYS; STAINLESS STEEL. MAXIMUM SPACING OF 22.10 (0.870") INCHES.
- ⚠ AMP, AMP PART NUMBER AND DATE CODE MARKED ON THE BOTTOM SURFACE OF THE BOARD.



<p>DESIGNER'S NAME: PROJECT NUMBER: DATE: DRAWING NO:</p>		<p>NO. 100-100-1000</p> <p>REV. 100-100-1000</p> <p>DATE 10-10-95</p> <p>BY: [Signature]</p>	<p>AMP AMP Incorporated Fairfield, Pa. 17105-3600</p> <p>REV. 100-100-1000</p> <p>131 PLUG, COLLAR, 40W, 120-USB</p>
<p>DATE: 10-10-95</p> <p>BY: [Signature]</p> <p>CHKD: [Signature]</p> <p>APP'D: [Signature]</p>	<p>REV. 100-100-1000</p> <p>DATE: 10-10-95</p> <p>BY: [Signature]</p> <p>CHKD: [Signature]</p> <p>APP'D: [Signature]</p>	<p>REV. 100-100-1000</p> <p>DATE: 10-10-95</p> <p>BY: [Signature]</p> <p>CHKD: [Signature]</p> <p>APP'D: [Signature]</p>	<p>REV. 100-100-1000</p> <p>DATE: 10-10-95</p> <p>BY: [Signature]</p> <p>CHKD: [Signature]</p> <p>APP'D: [Signature]</p>