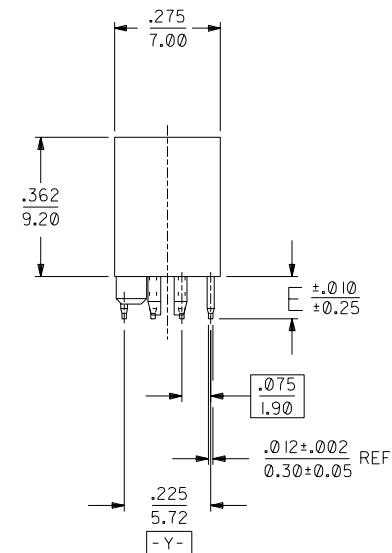
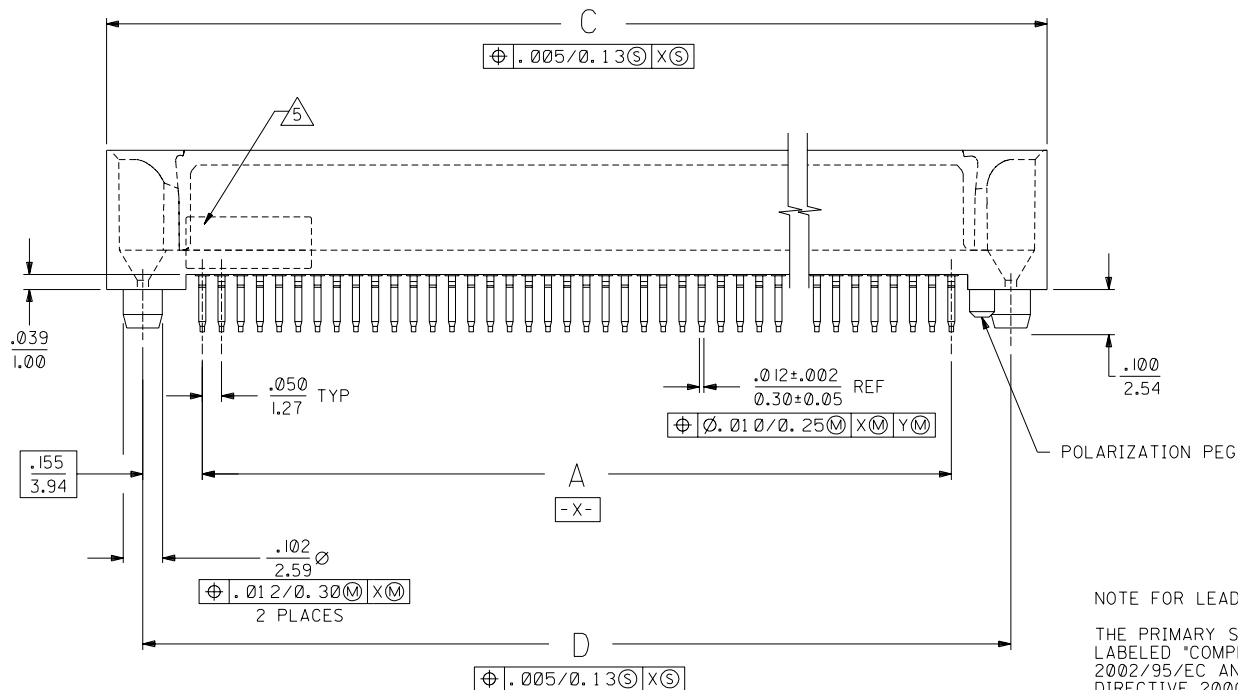
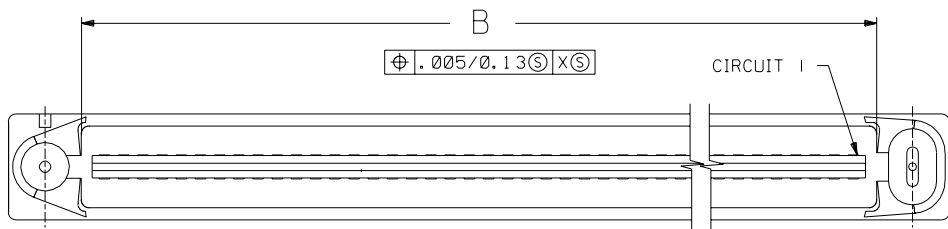


**NOTES:**

- 1) MATERIALS:  
HOUSING - LIQUID CRYSTAL POLYMER (LCP), GLASS FILLED,  
UL94V-0, COLOR: BLACK  
TERMINALS - COPPER ALLOY
- 2) TERMINAL FINISH:  
30 MICROINCH/0.76 MICROMETER MINIMUM GOLD IN CONTACT AREA AND  
50 MICROINCH/1.27 MICROMETER MINIMUM TIN IN TAIL AREA OVER  
NICKEL UNDERPLATE OVERALL.
- 3) ASSEMBLY MATES WITH MOLEX PART NUMBER 71660-7\*\*\*.  
CONFORMS TO PRODUCT SPECIFICATION PS-71660.
- 4) RECOMMENDED P.C. BOARD THICKNESS IS .062/1.6 MILLIMETER.
- 5) FOUR DIGIT DATE CODE TO BE LOCATED ON SURFACE  
AS SHOWN.
- 6) PRODUCT PACKAGED PER SPECIFICATION PK-71660.



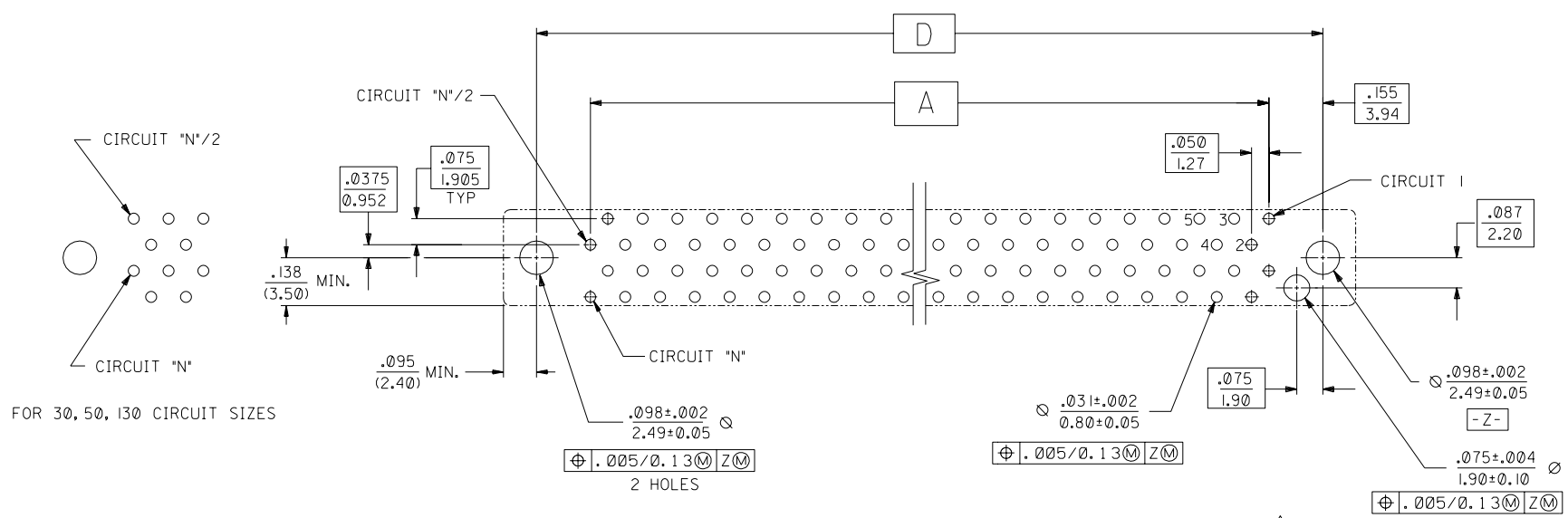
**NOTE FOR LEAD FREE CONVERSION:**

THE PRIMARY SHIPPING CARTON WILL BE  
LABELED "COMPLIANT TO ROHS DIRECTIVE  
2002/95/EC AND ELV ANNEX II OF  
DIRECTIVE 2000/53/EC". CARTONS WITHOUT  
THIS LABEL MAY CONTAIN PRODUCT WITH  
LEAD.

2	A	A	RELEASE
1	A	A	ECR UCP2005-0053
			RKADAMS 04/8/20
MFG.	SH.	REV.	LTR.
			REVISIONS

DIMENSIONS SHOWN (METRIC) INCH UNLESS OTHERWISE SPECIFIED TOLERANCES: ANGULAR ± 1/2°		▽ = 0		= 0		REVISE ONLY ON CAD SYSTEM	
INCH		METRIC		TITLE			
3 PLACE	± .005	---		SALES ASSEMBLY EBBI 50D, VERTICAL PLUG BLIND MATE CONNECTOR			
2 PLACE	± .01	±					
1 PLACE	---	±					
DRAFT WHERE APPLICABLE MUST REMAIN WITHIN DIMENSIONS				MOLEX INCORPORATED		SHEET NO. DATE	
				LITSL, ILL. 60532 U.S.A.		1 OF 2 04/8/20	
DRWG. BY RKA		CHK'D. BY BB		PART NO.		DRWG. NO.	
APPR'D. BY SM		SCALE 4: 1		SEE TABLE		SD-71661-010	
FILE NAME		THIS DRAWING CONTAINS INFORMATION THAT IS PROPRIETARY TO		DIV.		SIZE	
ST1661DK1		MOLEX INC. AND SHOULD NOT BE USED WITHOUT WRITTEN PERMISSION		C		C	

ITEM NUMBER	CKT ('N')	A	B	C	D	E
	30	.700 (17.78)	.820 (20.83)	1.199 (30.45)	1.010 (25.65)	.110 (2.79)
	40	.950 (24.13)	1.070 (27.18)	1.449 (36.80)	1.260 (32.00)	
	50	1.200 (30.48)	1.320 (33.53)	1.699 (43.15)	1.510 (38.35)	
	60	1.450 (36.83)	1.570 (39.88)	1.949 (49.50)	1.760 (44.70)	
71661-7568	68	1.650 (41.91)	1.770 (44.96)	2.149 (54.58)	1.960 (49.78)	
71661-7081	80	1.950 (49.53)	2.070 (52.58)	2.449 (62.20)	2.260 (57.40)	
	100	2.450 (62.23)	2.570 (65.28)	2.949 (74.90)	2.760 (70.10)	
	120	2.950 (74.93)	3.070 (77.98)	3.449 (87.60)	3.260 (82.80)	
	130	3.200 (81.28)	3.320 (84.33)	3.699 (93.95)	3.510 (89.15)	
	30	.700 (17.78)	.820 (20.83)	1.199 (30.45)	1.010 (25.65)	.134 (3.40)
	40	.950 (24.13)	1.070 (27.18)	1.449 (36.80)	1.260 (32.00)	
	50	1.200 (30.48)	1.320 (33.53)	1.699 (43.15)	1.510 (38.35)	
	60	1.450 (36.83)	1.570 (39.88)	1.949 (49.50)	1.760 (44.70)	
	68	1.650 (41.91)	1.770 (44.96)	2.149 (54.58)	1.960 (49.78)	
	80	1.950 (49.53)	2.070 (52.58)	2.449 (62.20)	2.260 (57.40)	
	100	2.450 (62.23)	2.570 (65.28)	2.949 (74.90)	2.760 (70.10)	
	120	2.950 (74.93)	3.070 (77.98)	3.449 (87.60)	3.260 (82.80)	
	130	3.200 (81.28)	3.320 (84.33)	3.699 (93.95)	3.510 (89.15)	



RECOMMENDED PC BOARD LAYOUT  $\Delta$   
 COMPONENT SIDE  
 FOR 40, 60, 68, 80, 100, 120 CIRCUIT SIZES

DIMENSIONS SHOWN (METRIC) INCH		UNLESS OTHERWISE SPECIFIED TOLERANCES: ANGULAR ± 1/2°		REVISIONS	
3 PLACE	± .005	---	---	INCH	METRIC
2 PLACE	± ---	± 0.13	---		
1 PLACE	---	±	---		

MFG.	SH.	REV.	LTR.	REVISIONS

TITLE	SHEET NO.	DATE
SALES ASSEMBLY EBBI 50D, VERTICAL PLUG BLIND MATE CONNECTOR	2	04/8/20

FILE NAME	DRWG. NO.
571661-10X2 DGN	SD-71661-010

DRWG. BY	CHK'D. BY	SCALE	4:	1
RKA	BB			
APP'D. BY	SM			

THIS DRAWING CONTAINS INFORMATION THAT IS PROPRIETARY TO MOLEX INC. AND SHOULD NOT BE USED WITHOUT WRITTEN PERMISSION.