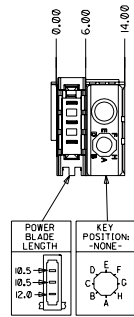
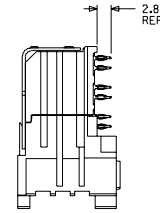
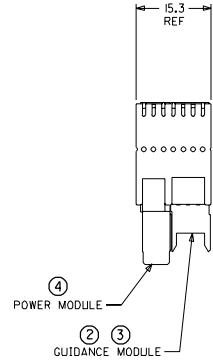


NOTES:

1. POSITION OF TAILS TO BE INSPECTED USING TAIL TEMPLATE P/N 74047-0019.
2. PARTS TO BE PACKAGED PER PK-70073-5041. QTY PER TUBE: 32
3. MARK LABEL WITH PART NUMBER AND DATE CODE.
4. ASSEMBLE MODULES TO STIFFENER PER DRAWING E-74046-003.



ITEM	PART NUMBER	DESCRIPTION	QTY
1	74046-0015	STIFFENER	1
2	74037-0008	POLARIZING/GUIDE MODULE	1
3	73726-0000	GUIDE MODULE MNTG SCREW	1
4	74026-8433	POWER MODULE	1

CUSTOMER: TELLUM

INITIAL RELEASE		QUALITY SYMBOLS		GENERAL TOLERANCES: UNLESS SPECIFIED		SCALE		DESIGN UNITS		DIMENSIONS:		SHT	REV		
EC NO. UDT2002-0492		MAJOR		mm INCH		2:1		mm INCH		mm INCH					
DRAWN: ATP 01/09/24		MINOR		mm INCH		mm INCH		mm INCH		mm INCH					
CHKD: LAURX 01/09/24		CRITICAL		mm INCH		mm INCH		mm INCH		mm INCH					
APPR: BIXLER 01/09/24		C		mm INCH		mm INCH		mm INCH		mm INCH					
REV		DESCRIPTION		mm INCH		mm INCH		mm INCH		mm INCH					
A				mm INCH		mm INCH		mm INCH		mm INCH					
DRAWN BY & DATE				CHECKED BY & DATE				APPROVED BY & DATE				TITLE:			
ATP 01/09/24				LAURX 01/09/24				BIXLER 01/09/24				8 ROW HSD DAUGHTERCARD ASSEMBLY DRAWING			
CAD FILENAME				MATERIAL NO.				DRAWING NO.				SHEET NO.			
E-74680-056				74680-0056				E-74680-056				1 OF 1			
DRAFT WHERE APPLICABLE MUST REMAIN WITHIN DIMENSIONS				THIS DRAWING CONTAINS INFORMATION THAT IS PROPRIETARY TO MOLEX INCORPORATED AND SHOULD NOT BE USED WITHOUT WRITTEN PERMISSION.				SIZE				D			