

## STD03N

March, 2006

## ■Features

- High collector power dissipation:  $P_c=160W$  (with TO-3P)
- Low internal impedance by means of thinner die structure
- Built-in temperature compensation diode
- Complementary to STD03P

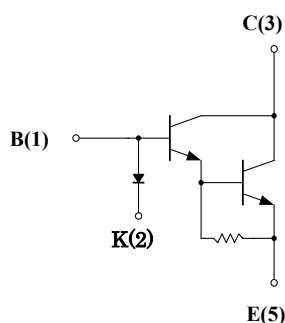
## ■Applications

- Audio output

## ■Package--- MT-105 (TO3P 5-pin)



## ■Equivalent circuit



## Absolute maximum ratings

(Ta= 25°C)

Parameter	Symbol	Rating	Unit
Collector-Base Voltage	VCBO	160	V
Collector-Emitter Voltage	VCEO	160	V
Emitter-Base Voltage	VEBO	5	V
Collector Current	IC	15	A
Base Current	IB	1	A
Collector Power Dissipation	PC	160 (Tc= 25°C)	W
Diode Forward Current	Di VF	10	mA
Junction Temperature	Tj	150	°C
Storage Temperature	Tstg	-55 to 150	°C

## STD03N

March, 2006

Electrical characteristics

(Ta= 25°C)

Parameter	Symbol	Test Conditions	Limits			Unit
			MIN.	TYP.	MAX.	
Collector Cut-off Current	ICBO	VCB=160V			100	μA
Emitter Cut-off Current	IEBO	VEB=5V			100	μA
Collector-Emitter Voltage	VCEO	IC=30mA	160			V
DC Current Transfer Ratio	hFE *	VCE=4V, IC=10A	5000		20000	
Collector-Emitter saturation Voltage	VCE(sat)	IC=10A, IB=10mA			2.0	V
Base-Emitter saturation Voltage	VBE(sat)	IC=10A, IB=10mA			2.5	V
Base-Emitter Voltage	VBE	VCE=20V, IC=40mA		1190		mV
Diode Forward Voltage	Di VF	IF=2.5mA		705		mV

\* hFE rank: 5000 to 12000(O), 8000 to 20000(Y)

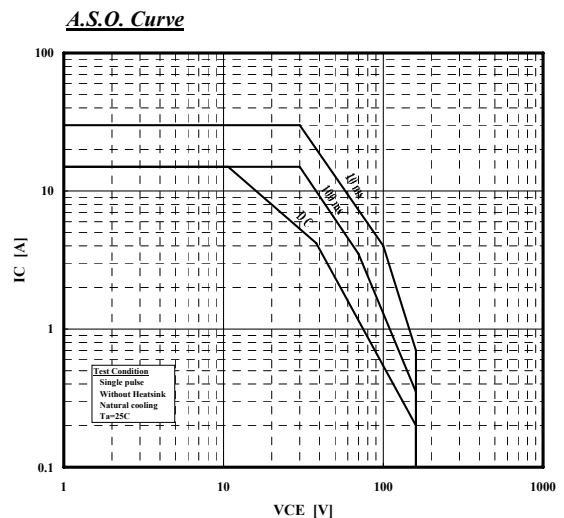
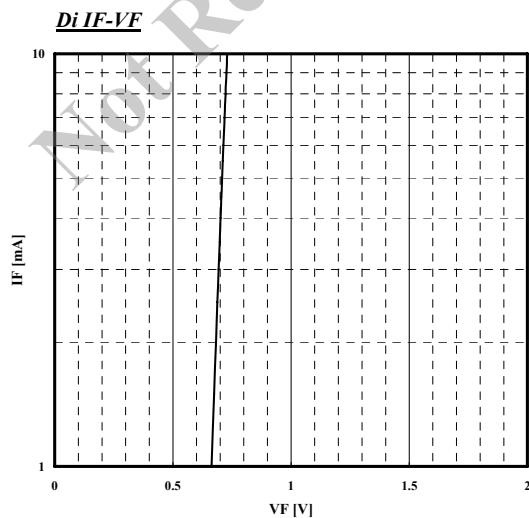
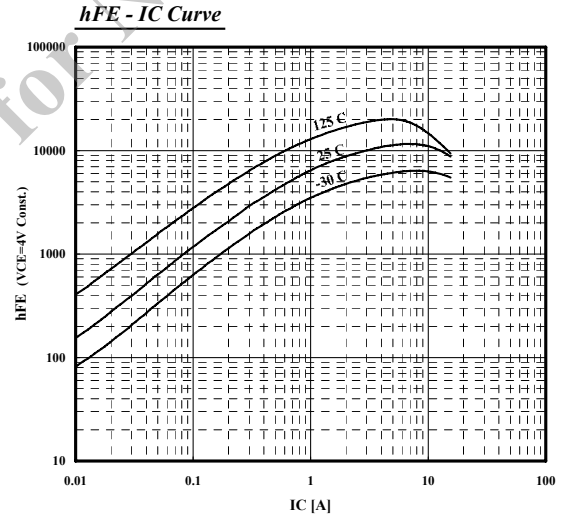
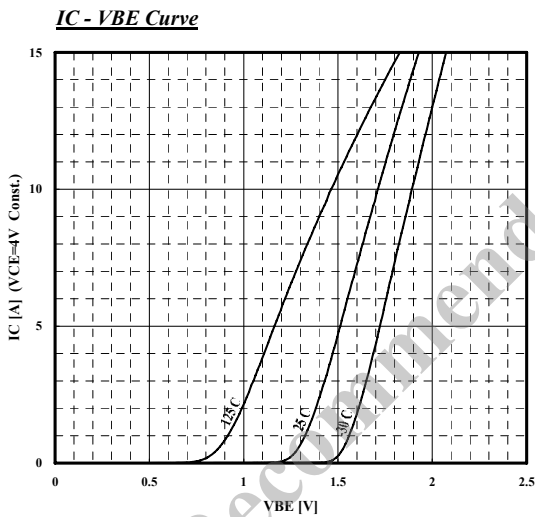
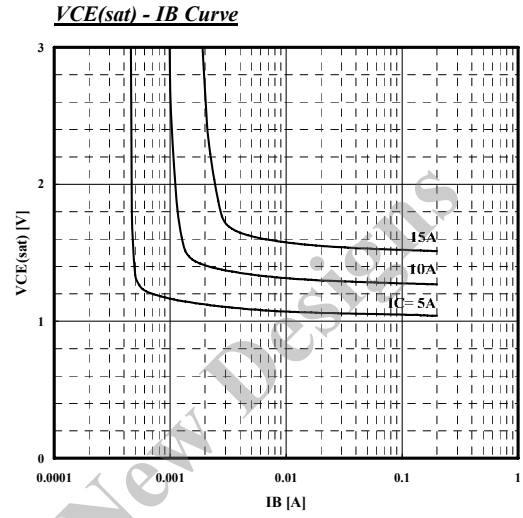
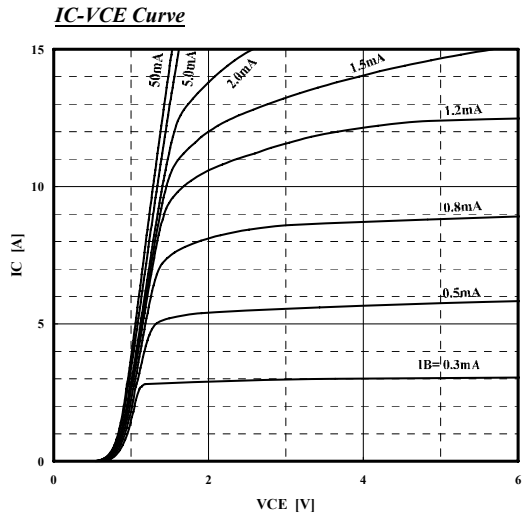
- ◆ When the transistors are used in pairs, the following conditions must to be satisfied: Total VF of Di ≤ Total VBE of the transistors.

(The above measurement conditions shall be applied and  $\Delta V=0$  to 500mV.)

# STD03N

March, 2006

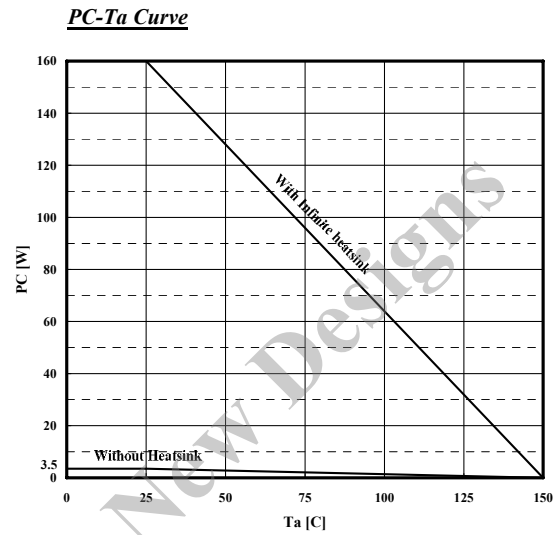
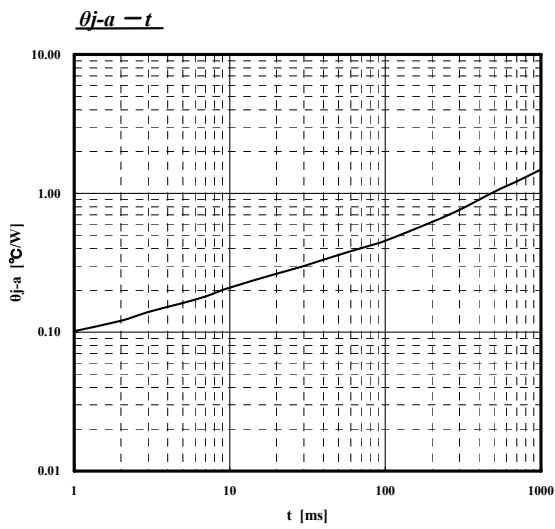
## Typical Performance Characteristics (Tc=25°C)



# STD03N

March, 2006

## Typical Performance Characteristics (Tc=25°C)



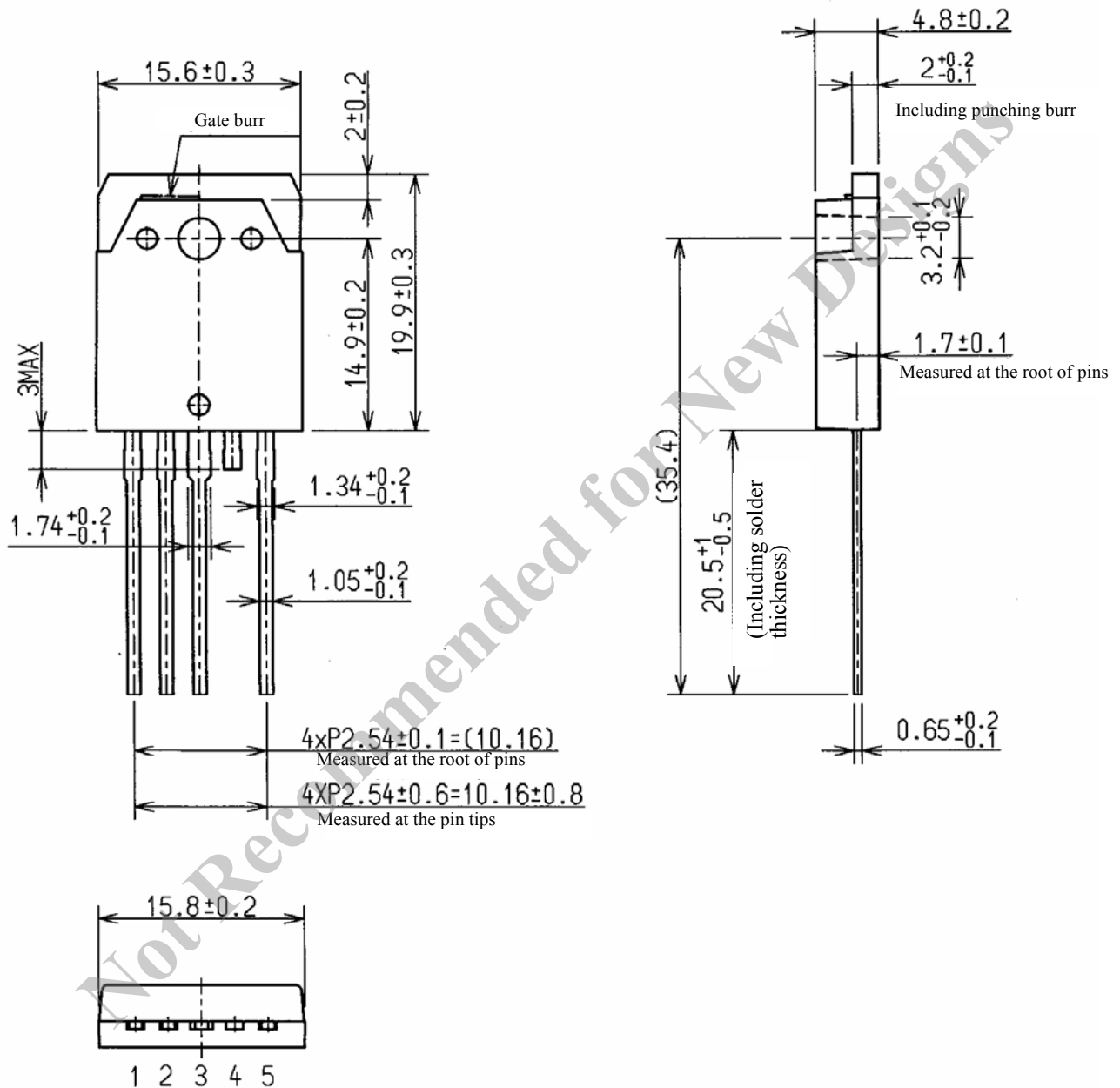
Not Recommended for New Designs

# STD03N

March, 2006

## External Dimensions

MT-105 (TO3P 5pin)



Mass: Approx.6.0g

# STD03N

March, 2006

---

## <Worldwide Contacts>

### Asia Pacific

#### China

##### **Sanken Electric Hong Kong Co., Ltd.**

Suite 1026 Ocean Centre, Canton Road, Tsimshatsui, Kowloon, Hong Kong

Tel: 852-2735-5262

Fax: 852-2735-5494

##### **Sanken Electric (Shanghai) Co., Ltd.**

Room3202, Maxdo Centre, Xingyi Road 8, Changning district, Shanghai, China

Tel: 86-21-5208-1177

Fax: 86-21-5208-1757

#### India

##### **Saket Devices Pvt. Ltd.**

Office No.25, 2nd Floor, Bandal - Dhankude Plaza, Near PMT Depot, Paud Road, Kothrud, Pune - 411 038, India

Tel: 91-20-5621-2340

Fax: 91-20-2528-5459

#### Japan

##### **Sanken Electric Co., Ltd. Overseas Sales Headquarters**

Metropolitan Plaza Bldg. 1-11-1 Nishi-Ikebukuro, Toshima-ku, Tokyo 171-0021, Japan

Tel: 81-3-3986-6164

Fax: 81-3-3986-8637

#### Korea

##### **Sanken Electric Korea Co., Ltd.**

Mirae Asset Life Bldg. 6F, 168 Kongduk-dong, Mapo-ku, Seoul, 121-705, Korea

Tel: 82-2-714-3700

Fax: 82-2-3272-2145

#### Singapore

##### **Sanken Electric Singapore Pte. Ltd.**

150 Beach Road, #14-03 The Gateway West, Singapore 189720

Tel: 65-6291-4755

Fax: 65-6297-1744

#### Taiwan

##### **Taiwan Sanken Electric Co., Ltd.**

Room 1801, 18th Floor, 88 Jung Shiau East Road, Sec. 2, Taipei 100, Taiwan R.O.C.

Tel: 886-2-2356-8161

Fax: 886-2-2356-8261

# STD03N

March, 2006

---

## Europe

### France

#### **Allegro MicroSystems Europe**

Les Pleiades, Park Nord Annecy, 74370 Metz-Tessy, France

Tel: 33-450512359

Fax: 33-450512083

### United Kingdom

#### **Allegro MicroSystems Europe Limited**

Balfour House, Churchfield Road, Walton-on-Thames, Surrey KT12 2TD, U.K.

Tel: 44-1932-253355

Fax: 44-1932-246622

## North America

### United States

#### **Allegro MicroSystems, Inc.**

115 Northeast Cutoff, Worcester, Massachusetts 01606, U.S.A.

Tel: 1-508-853-5000

Fax: 1-508-853-3353

#### **Allegro MicroSystems, Inc. (Southern California)**

14 Hughes Street, Suite B105, Irvine, CA 92618

Tel: 1-949-460-2003

Fax: 1-949-460-7837

# STD03N

March, 2006

---

## CAUTION / WARNING

- The information in this publication has been carefully checked and is believed to be accurate; however, no responsibility is assumed for inaccuracies.

- Sanken reserves the right to make changes without further notice to any products herein in the interest of improvements in the performance, reliability, or manufacturability of its products.

Before placing an order, Sanken advises its customers to obtain the latest version of the relevant information to verify that the information being relied upon is current.

- Application and operation examples described in this catalog are quoted for the sole purpose of reference for the use of the products herein and Sanken can assume no responsibility for any infringement of industrial property rights, intellectual property rights or any other rights of Sanken or any third party which may result from its use.
- When using the products herein, the applicability and suitability of such products for the intended purpose or object shall be reviewed at the users' responsibility.

- Although Sanken undertakes to enhance the quality and reliability of its products, the occurrence of failure and defect of semiconductor products at a certain rate is inevitable. Users of Sanken products are requested to take, at their own risk, preventative measures including safety design of the equipment or systems against any possible injury, death, fires or damages to the society due to device failure or malfunction.

- Sanken products listed in this catalog are designed and intended for the use as components in general purpose electronic equipment or apparatus (home appliances, office equipment, telecommunication equipment, measuring equipment, etc.). Before placing an order, the user's written consent to the specifications is requested.

When considering the use of Sanken products in the applications where higher reliability is required (transportation equipment and its control systems, traffic signal control systems or equipment, fire/crime alarm systems, various safety devices, etc.), please contact your nearest Sanken sales representative to discuss and obtain written confirmation of your specifications. The use of Sanken products without the written consent of Sanken in the applications where extremely high reliability is required (aerospace equipment, nuclear power control systems, life support systems, etc.) is strictly prohibited.

- Anti radioactive ray design is not considered for the products listed herein.

- This publication shall not be reproduced in whole or in part without prior written approval from Sanken.

- This is notification that you, as purchaser of the products/technology, are not allowed to perform any of the following:

1. Resell or retransfer these products/technology to any party intending to disturb international peace and security.
2. Use these products/technology yourself for activities disturbing international peace and security.
3. Allow any other party to use these products/technology for activities disturbing international peace and security.

Also, as purchaser of these products/technology, you agree to follow the procedures for the export or transfer of these products/technology, under the Foreign Exchange and Foreign Trade Law, when you export or transfer the products/technology abroad.

---