

FIBER, WIRE & CABLE MANAGEMENT



| | | |
|--|-----------------------------------|-----------|
|  | CABLE CLAMPS & CLIPS | 178 - 199 |
|  | TWIST TIES | 195 - 197 |
|  | WIRE SADDLES | 200 - 207 |
|  | FLAT CABLE CLAMPS & CLIPS..... | 207 - 212 |
|  | CABLE TIES, STRAPS & MOUNTS | 213 - 234 |
|  | CABLE DUCT, CONDUIT & WRAPS..... | 235 - 239 |
|  | WRAPS & SLEEVING | 240 - 247 |
|  | FIBER MANAGEMENT | 248 - 255 |
|  | CAPS & PLUGS..... | 256 - 258 |
|  | GROMMETS & BUSHINGS..... | 259 - 279 |
|  | CABLE GLANDS | 270 - 271 |

FIBER, WIRE & CABLE MANAGEMENT



CABLE CLAMPS

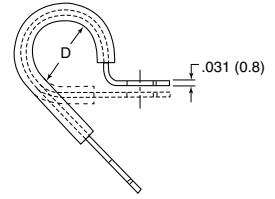
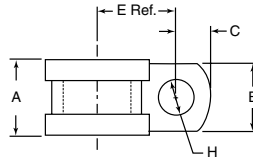
SPN/SPNW Series Steel Clamp with Rubber Cushion

Specifications:

- Material: Cold Rolled Steel, Zinc Electroplated, Elastomer Cushion
- Color: Steel with Black Cushion

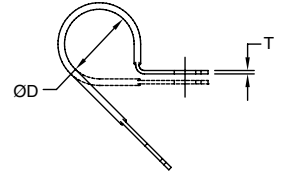
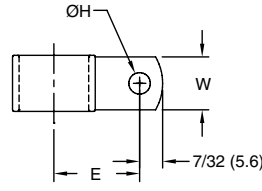
Features:

- Provides electrical insulation and vibration absorption
- Ideal for long-life applications



| Item No. | Ø D Holding | | Ø H Hole | | B | | A | | E Ref. | | C | | Bulk Pack Qty |
|----------|-------------|------|----------|------|-------|------|-------|------|--------|------|-------|-----|---------------|
| | in | mm | in | mm | in | mm | in | mm | in | mm | in | mm | |
| SPN-3 | 3/16 | 4.8 | 0.266 | 6.7 | 0.500 | 12.7 | 0.650 | 16.5 | 0.500 | 12.7 | 0.260 | 6.6 | 500 |
| SPN-4 | 1/4 | 6.4 | 0.266 | 6.7 | 0.500 | 12.7 | 0.650 | 16.5 | 0.530 | 13.5 | 0.260 | 6.6 | 500 |
| SPNW-4 | 1/4 | 6.4 | 0.406 | 10.3 | 0.625 | 15.9 | 0.750 | 19.1 | 0.530 | 13.5 | 0.313 | 7.9 | 100 |
| SPN-5 | 5/16 | 7.9 | 0.266 | 6.7 | 0.500 | 12.7 | 0.650 | 16.5 | 0.560 | 14.2 | 0.260 | 6.6 | 500 |
| SPNW-5 | 5/16 | 7.9 | 0.406 | 10.3 | 0.625 | 15.9 | 0.750 | 19.1 | 0.560 | 14.2 | 0.313 | 7.9 | 100 |
| SPN-6 | 3/8 | 9.5 | 0.266 | 6.7 | 0.500 | 12.7 | 0.650 | 16.5 | 0.590 | 15 | 0.260 | 6.6 | 500 |
| SPNW-6 | 3/8 | 9.5 | 0.406 | 10.3 | 0.625 | 15.9 | 0.750 | 19.1 | 0.590 | 15 | 0.313 | 7.9 | 100 |
| SPN-7 | 7/16 | 11.1 | 0.266 | 6.7 | 0.500 | 12.7 | 0.650 | 16.5 | 0.620 | 15.7 | 0.260 | 6.6 | 500 |
| SPNW-7 | 7/16 | 11.1 | 0.406 | 10.3 | 0.625 | 15.9 | 0.750 | 19.1 | 0.620 | 15.7 | 0.313 | 7.9 | 100 |
| SPN-8 | 1/2 | 12.7 | 0.266 | 6.7 | 0.500 | 12.7 | 0.650 | 16.5 | 0.650 | 16.5 | 0.260 | 6.6 | 500 |
| SPNW-8 | 1/2 | 12.7 | 0.406 | 10.3 | 0.625 | 15.9 | 0.750 | 19.1 | 0.650 | 16.5 | 0.313 | 7.9 | 100 |
| SPN-9 | 9/16 | 14.3 | 0.266 | 6.7 | 0.500 | 12.7 | 0.650 | 16.5 | 0.750 | 19.1 | 0.260 | 6.6 | 500 |
| SPN-10 | 5/8 | 15.9 | 0.266 | 6.7 | 0.500 | 12.7 | 0.650 | 16.5 | 0.780 | 19.8 | 0.260 | 6.6 | 500 |
| SPNW-10 | 5/8 | 15.9 | 0.406 | 10.3 | 0.625 | 15.9 | 0.750 | 19.1 | 0.780 | 19.8 | 0.313 | 7.9 | 100 |
| SPN-11 | 11/16 | 17.5 | 0.266 | 6.7 | 0.500 | 12.7 | 0.650 | 16.5 | 0.810 | 20.6 | 0.260 | 6.6 | 500 |
| SPNW-11 | 11/16 | 17.5 | 0.406 | 10.3 | 0.625 | 15.9 | 0.750 | 19.1 | 0.810 | 20.6 | 0.313 | 7.9 | 100 |
| SPN-12 | 3/4 | 19.1 | 0.266 | 6.7 | 0.500 | 12.7 | 0.650 | 16.5 | 0.840 | 21.3 | 0.260 | 6.6 | 500 |
| SPN-14 | 7/8 | 22.2 | 0.266 | 6.7 | 0.500 | 12.7 | 0.650 | 16.5 | 0.900 | 22.9 | 0.260 | 6.6 | 100 |
| SPNW-14 | 7/8 | 22.2 | 0.406 | 10.3 | 0.625 | 15.9 | 0.750 | 19.1 | 0.900 | 22.9 | 0.313 | 7.9 | 100 |
| SPN-16 | 1 | 25.4 | 0.266 | 6.7 | 0.500 | 12.7 | 0.650 | 16.5 | 0.960 | 24.4 | 0.260 | 6.6 | 100 |
| SPNW-16 | 1 | 25.4 | 0.406 | 10.3 | 0.625 | 15.9 | 0.750 | 19.1 | 0.960 | 24.4 | 0.313 | 7.9 | 100 |
| SPN-18 | 1-1/8 | 28.6 | 0.266 | 6.7 | 0.500 | 12.7 | 0.650 | 16.5 | 1.050 | 26.7 | 0.260 | 6.6 | 100 |
| SPN-20 | 1-1/4 | 31.8 | 0.266 | 6.7 | 0.500 | 12.7 | 0.650 | 16.5 | 1.110 | 28.2 | 0.260 | 6.6 | 100 |
| SPNW-20 | 1-1/4 | 31.8 | 0.406 | 10.3 | 0.625 | 15.9 | 0.750 | 19.1 | 1.110 | 28.2 | 0.313 | 7.9 | 100 |

NE Series Aluminum Clamp with Vinyl Coating



Specifications:

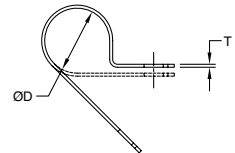
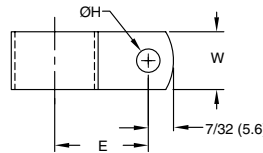
- Material: Aluminum Alloy 5052 H-32, TPV Coating
- Color: Aluminum with Black Coating

Features:

- Vinyl coating allows a more permanent solution for protecting cables against vibration
- Screw mount area is bare to ensure firm tightening

| Item No. | Ø D Holding | | Ø H Hole | | W | | E Ref. | | T | | Bulk Pack Qty |
|----------|-------------|------|----------|-----|-------|------|--------|------|------|-----|---------------|
| | in | mm | in | mm | in | mm | in | mm | in | mm | |
| NE3 | 3/16 | 4.8 | 0.204 | 5.2 | 0.375 | 9.5 | 0.50 | 12.7 | 1/32 | 0.8 | 1000 |
| NE4 | 1/4 | 6.4 | 0.204 | 5.2 | 0.375 | 9.5 | 0.53 | 13.5 | 1/32 | 0.8 | 1000 |
| NE5 | 5/16 | 7.9 | 0.204 | 5.2 | 0.375 | 9.5 | 0.56 | 14.2 | 1/32 | 0.8 | 1000 |
| NE6 | 3/8 | 9.5 | 0.204 | 5.2 | 0.375 | 9.5 | 0.59 | 15.0 | 1/32 | 0.8 | 1000 |
| NE7 | 7/16 | 11.1 | 0.204 | 5.2 | 0.375 | 9.5 | 0.62 | 15.7 | 1/32 | 0.8 | 1000 |
| NE8 | 1/2 | 12.7 | 0.204 | 5.2 | 0.375 | 9.5 | 0.65 | 16.5 | 1/32 | 0.8 | 1000 |
| NE9 | 9/16 | 14.3 | 0.204 | 5.2 | 0.375 | 9.5 | 0.75 | 19.1 | 1/32 | 0.8 | 1000 |
| NE10 | 5/8 | 15.9 | 0.204 | 5.2 | 0.375 | 9.5 | 0.78 | 19.8 | 1/32 | 0.8 | 1000 |
| NE11 | 11/16 | 17.5 | 0.204 | 5.2 | 0.500 | 12.7 | 0.81 | 20.6 | 1/16 | 1.6 | 500 |
| NE12 | 3/4 | 19.1 | 0.204 | 5.2 | 0.500 | 12.7 | 0.84 | 21.3 | 1/16 | 1.6 | 500 |
| NE14 | 7/8 | 22.2 | 0.204 | 5.2 | 0.500 | 12.7 | 0.90 | 22.9 | 1/16 | 1.6 | 500 |
| NE16 | 1 | 25.4 | 0.204 | 5.2 | 0.500 | 12.7 | 0.96 | 24.4 | 1/16 | 1.6 | 500 |
| NE18 | 1-1/8 | 28.6 | 0.204 | 5.2 | 0.500 | 12.7 | 1.05 | 26.7 | 1/16 | 1.6 | 500 |
| NE20 | 1-1/4 | 31.8 | 0.204 | 5.2 | 0.500 | 12.7 | 1.11 | 28.2 | 1/16 | 1.6 | 500 |

AL Series Aluminum Clamp



Specifications:

- Material: Aluminum Alloy 5052 H-32
- Color: Aluminum

Features:

- Corrosion resistant
- Protects and holds cable, wire, hoses and loom

| Item No. | Ø D Holding | | Ø H Hole | | W | | E Ref. | | T | | Bulk Pack Qty |
|----------|-------------|------|----------|-----|-------|------|--------|------|------|-----|---------------|
| | in | mm | in | mm | in | mm | in | mm | in | mm | |
| AL2A | 1/8 | 3.2 | 0.204 | 5.2 | 0.375 | 9.5 | 0.46 | 11.7 | 1/32 | 0.8 | 1000 |
| AL3A | 3/16 | 4.8 | 0.204 | 5.2 | 0.375 | 9.5 | 0.50 | 12.7 | 1/32 | 0.8 | 1000 |
| AL4A | 1/4 | 6.4 | 0.204 | 5.2 | 0.375 | 9.5 | 0.53 | 13.5 | 1/32 | 0.8 | 1000 |
| AL5A | 5/16 | 7.9 | 0.204 | 5.2 | 0.375 | 9.5 | 0.56 | 14.2 | 1/32 | 0.8 | 1000 |
| AL6A | 3/8 | 9.5 | 0.204 | 5.2 | 0.375 | 9.5 | 0.59 | 15.0 | 1/32 | 0.8 | 1000 |
| AL7A | 7/16 | 11.1 | 0.204 | 5.2 | 0.375 | 9.5 | 0.62 | 15.7 | 1/32 | 0.8 | 1000 |
| AL8A | 1/2 | 12.7 | 0.204 | 5.2 | 0.375 | 9.5 | 0.65 | 16.5 | 1/32 | 0.8 | 1000 |
| AL9A | 9/16 | 14.3 | 0.204 | 5.2 | 0.375 | 9.5 | 0.75 | 19.1 | 1/32 | 0.8 | 1000 |
| AL10A | 5/8 | 15.9 | 0.204 | 5.2 | 0.375 | 9.5 | 0.78 | 19.8 | 1/32 | 0.8 | 1000 |
| AL11 | 11/16 | 17.5 | 0.204 | 5.2 | 0.500 | 12.7 | 0.81 | 20.6 | 1/32 | 0.8 | 500 |
| AL12 | 3/4 | 19.1 | 0.204 | 5.2 | 0.500 | 12.7 | 0.84 | 21.3 | 1/32 | 0.8 | 500 |
| AL14 | 7/8 | 22.2 | 0.204 | 5.2 | 0.500 | 12.7 | 0.90 | 22.9 | 1/32 | 0.8 | 500 |
| AL16 | 1 | 25.4 | 0.204 | 5.2 | 0.500 | 12.7 | 0.96 | 24.4 | 1/16 | 1.6 | 500 |
| AL18 | 1-1/8 | 28.6 | 0.204 | 5.2 | 0.500 | 12.7 | 1.05 | 26.7 | 1/16 | 1.6 | 500 |
| AL20 | 1-1/4 | 31.8 | 0.204 | 5.2 | 0.500 | 12.7 | 1.11 | 28.2 | 1/16 | 1.6 | 500 |



**WHC Series
Wire Harness Clamp**

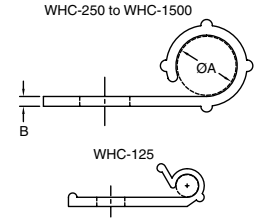
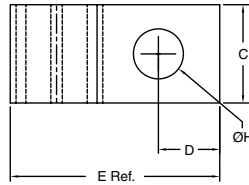


Specifications:

- Material: UL94 V-2 Nylon 6/6
- Color: See Table

Features:

- Can be preinstalled to chassis with cables inserted at a later time
- Cables can be removed for wiring changes or replacements



| Item No. | | Approval | Ø A Holding | | Ø H Hole | | C | | B | | D | | E Ref. | | Bulk Pack Qty |
|-------------|---------------|----------|-------------|------|----------|-----|-------|------|-------|-----|------|-----|--------|------|---------------|
| Natural | Black | | in | mm | in | mm | in | mm | in | mm | in | mm | in | mm | |
| WHC-125-01 | WHC-125-01BK | | 0.125 | 3.2 | 0.156 | 4.0 | 0.330 | 8.4 | 0.050 | 1.3 | 0.23 | 5.8 | 0.750 | 19.1 | 1000 |
| WHC-250-01 | WHC-250-01BK | | 0.250 | 6.4 | 0.204 | 5.2 | 0.400 | 10.2 | 0.040 | 1.0 | 0.25 | 6.4 | 0.830 | 21.1 | 1000 |
| WHC-375-01 | WHC-375-01BK | | 0.375 | 9.5 | 0.204 | 5.2 | 0.400 | 10.2 | 0.050 | 1.3 | 0.19 | 4.8 | 0.830 | 21.1 | 1000 |
| WHC-500-01 | WHC-500-01BK | | 0.500 | 12.7 | 0.204 | 5.2 | 0.400 | 10.2 | 0.070 | 1.8 | 0.25 | 6.4 | 1.156 | 29.4 | 1000 |
| WHC-625-01 | WHC-625-01BK | | 0.625 | 15.9 | 0.204 | 5.2 | 0.500 | 12.7 | 0.080 | 2.0 | 0.19 | 4.8 | 1.125 | 28.6 | 1000 |
| WHC-750-01 | WHC-750-01BK | | 0.750 | 19.1 | 0.204 | 5.2 | 0.500 | 12.7 | 0.090 | 2.2 | 0.19 | 4.8 | 1.281 | 32.5 | 1000 |
| WHC-1000-01 | WHC-1000-01BK | | 1.000 | 25.4 | 0.204 | 5.2 | 0.500 | 12.7 | 0.090 | 2.2 | 0.19 | 4.8 | 1.531 | 38.9 | 500 |
| WHC-1500-01 | WHC-1500-01BK | | 1.500 | 38.1 | 0.204 | 5.2 | 0.500 | 12.7 | 0.100 | 2.5 | 0.19 | 4.8 | 2.125 | 53.9 | 500 |

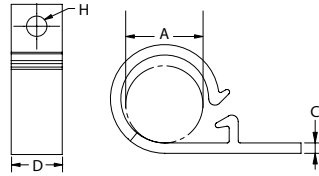
**EXWHC Series
Wire Harness Clamp**

Specifications:

- Material: UL94 V-2 Nylon 6/6
- Color: Natural

Features:

- Cables are easily inserted into clamp and locked in place
- Cables can be removed for wiring change or replacements



| Item No. | Ø A Holding | | Ø H Hole | | C | | D Ref. | | Bulk Pack Qty |
|----------------|-------------|------|----------|-----|-------|-----|--------|------|---------------|
| | in | mm | in | mm | in | mm | in | mm | |
| EXWHC2-250-01* | 0.250 | 6.4 | 0.156 | 4.0 | 0.039 | 1.0 | 0.394 | 10.0 | 1000 |
| EXWHC2-500-01 | 0.500 | 12.7 | 0.156 | 4.0 | 0.075 | 1.9 | 0.394 | 10.0 | 1000 |
| EXWHC2-750-01 | 0.708 | 18.0 | 0.156 | 4.0 | 0.075 | 1.9 | 0.500 | 12.7 | 1000 |

* No latch feature

**BHLWHC Series
Blind Hole Mounted Clamp**

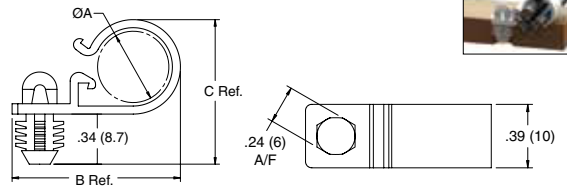


Specifications:

- Material: UL94 V-2 Nylon 6/6
- Color: Natural

Features:

- Easily pushed into mounting hole using a standard 6mm hexagonal socket pressed onto mounting head
- Releasable and reusable for easy wire bundling



| Item No. | Ø A Holding | | Ø Mounting Hole | | B Ref. | | C Ref. | | Panel Thickness | | Bulk Pack Qty |
|---------------|-------------|------|-----------------|-----|--------|------|--------|------|-----------------|-----|---------------|
| | in | mm | in | mm | in | mm | in | mm | in | mm | |
| BHLWHC-500-01 | 0.500 | 12.7 | 0.312 | 7.9 | 1.150 | 29.3 | 1.000 | 25.4 | 0.250 | 6.4 | 1000 |
| BHLWHC-750-01 | 0.750 | 19.1 | 0.312 | 7.9 | 1.440 | 36.5 | 1.340 | 34.1 | 0.250 | 6.4 | 1000 |

**SMWHC Series
Stud Mount Wire Harness Clip**

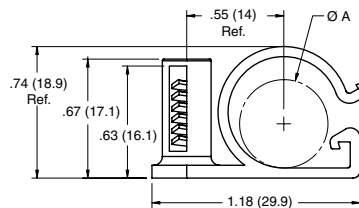


Specifications:

- Material: UL94 V-2 Nylon 6/6
- Color: Natural

Features:

- Installed by pushing clamp onto an exposed screw or stud
- No protrusion under the chassis
- Fits several different threads; M4, M5, #8, or #10



| Item No. | Ø A Holding | | Mounting Method | Bulk Pack Qty |
|--------------|-------------|------|---|---------------|
| | in | mm | | |
| SMWHC-500-01 | 0.500 | 12.7 | Push onto a #8, #10, M4 or M5 Screw or Stud | 500 |



CABLE CLAMPS

NM-MS25281 Series Heavy Duty Support Clamp

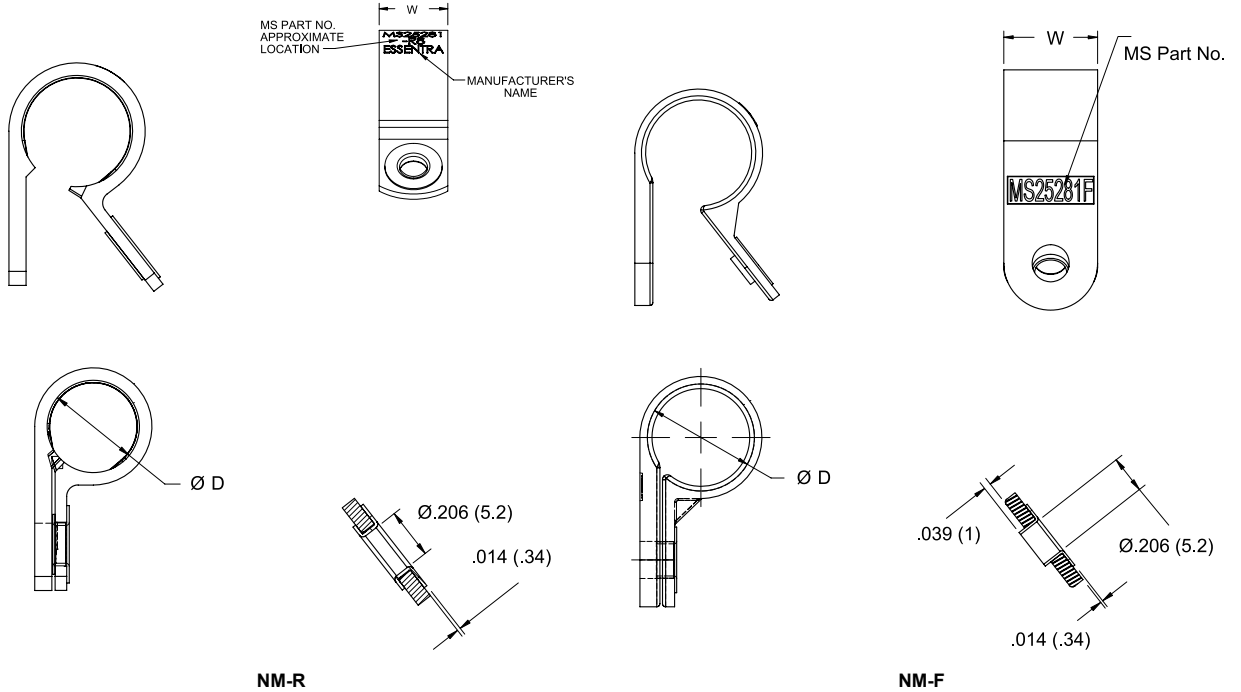


Specifications:

- Material: UL94 V-2 Heat Stabilized Nylon, conforms to MIL-M-20693/ASTM D-4066 Eyelet: Aluminum, anodized in accordance with MIL-A-8625
- Color: Green

Features:

- Qualified to MS25281
- Strong and durable part design built for heavy duty cable applications
- NM-R series has a rib running around the inside of the clamp to grip bundle; NM-F series has no rib inside clamp
- NM-R eyelet is crimped to the top leg; the NM-F eyelet's legs protrude all the way through the bottom hole



NM-R

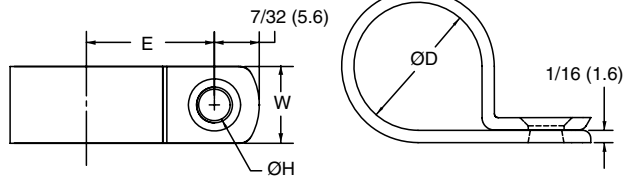
NM-F

| Item No. | MS Part Number | Ø D Holding | | Recommended Mounting Screw | W | | E | | Bulk Pack Qty |
|-----------|----------------|-------------|------|----------------------------|-------|------|-------|------|---------------|
| | | in | mm | | in | mm | in | mm | |
| NM-3-R3 | MS25281-R3 | 3/16 | 4.8 | #10 or M5 | 0.503 | 12.8 | 0.485 | 12.3 | 500 |
| NM-4-R4 | MS25281-R4 | 1/4 | 6.4 | #10 or M5 | 0.503 | 12.8 | 0.510 | 13.0 | 500 |
| NM-5-R5 | MS25281-R5 | 5/16 | 7.9 | #10 or M5 | 0.503 | 12.8 | 0.546 | 13.9 | 500 |
| NM-6-R6 | MS25281-R6 | 3/8 | 9.5 | #10 or M5 | 0.503 | 12.8 | 0.578 | 14.7 | 500 |
| NM-7-R7 | MS25281-R7 | 7/16 | 11.1 | #10 or M5 | 0.503 | 12.8 | 0.608 | 15.4 | 500 |
| NM-8-R8 | MS25281-R8 | 1/2 | 12.7 | #10 or M5 | 0.503 | 12.8 | 0.639 | 16.2 | 500 |
| NM-9-R9 | MS25281-R9 | 9/16 | 14.3 | #10 or M5 | 0.503 | 12.8 | 0.661 | 16.8 | 500 |
| NM-10-R10 | MS25281-R10 | 5/8 | 15.9 | #10 or M5 | 0.553 | 14.1 | 0.706 | 17.9 | 500 |
| NM-11-R11 | MS25281-R11 | 11/16 | 17.5 | #10 or M5 | 0.553 | 14.1 | 0.785 | 19.9 | 500 |
| NM-12-R12 | MS25281-R12 | 3/4 | 19.1 | #10 or M5 | 0.553 | 14.1 | 0.816 | 20.7 | 500 |
| NM-13-R13 | MS25281-R13 | 13/16 | 20.6 | #10 or M5 | 0.553 | 14.1 | 0.827 | 21.0 | 500 |
| NM-14-R14 | MS25281-R14 | 7/8 | 22.2 | #10 or M5 | 0.553 | 14.1 | 0.878 | 22.3 | 500 |
| NM-16-R16 | MS25281-R16 | 1 | 25.4 | #10 or M5 | 0.553 | 14.1 | 0.941 | 23.9 | 500 |
| NM-18-R18 | MS25281-R18 | 1-1/8 | 28.6 | #10 or M5 | 0.553 | 14.1 | 0.983 | 25.0 | 500 |
| NM-20-R20 | MS25281-R20 | 1-1/4 | 31.8 | #10 or M5 | 0.553 | 14.1 | 1.006 | 27.1 | 100 |
| NM-22-R22 | MS25281-R22 | 1-3/8 | 34.9 | #10 or M5 | 0.553 | 14.1 | 1.110 | 28.2 | 100 |
| NM-24-R24 | MS25281-R24 | 1-1/2 | 38.1 | #10 or M5 | 0.553 | 14.1 | 1.170 | 29.7 | 100 |
| NM-26-R26 | MS25281-R26 | 1-5/8 | 41.3 | #10 or M5 | 0.553 | 14.1 | 1.250 | 31.8 | 100 |
| NM-28-R28 | MS25281-R28 | 1-3/4 | 44.5 | #10 or M5 | 0.553 | 14.1 | 1.300 | 33.0 | 100 |
| NM-3-F3 | MS25281-F3 | 3/16 | 4.8 | #10 or M5 | 0.500 | 12.7 | 0.498 | 12.6 | 500 |
| NM-4-F4 | MS25281-F4 | 1/4 | 6.4 | #10 or M5 | 0.500 | 12.7 | 0.529 | 13.4 | 500 |
| NM-5-F5 | MS25281-F5 | 5/16 | 7.9 | #10 or M5 | 0.500 | 12.7 | 0.560 | 14.2 | 500 |
| NM-6-F6 | MS25281-F6 | 3/8 | 9.5 | #10 or M5 | 0.500 | 12.7 | 0.592 | 15.0 | 500 |
| NM-7-F7 | MS25281-F7 | 7/16 | 11.1 | #10 or M5 | 0.500 | 12.7 | 0.623 | 15.8 | 500 |
| NM-8-F8 | MS25281-F8 | 1/2 | 12.7 | #10 or M5 | 0.500 | 12.7 | 0.654 | 16.6 | 500 |
| NM-10-F10 | MS25281-F10 | 5/8 | 15.9 | #10 or M5 | 0.600 | 15.2 | 0.783 | 19.9 | 500 |
| NM-13-F13 | MS25281-F13 | 13/16 | 20.6 | #10 or M5 | 0.600 | 15.2 | 0.877 | 22.3 | 500 |

CABLE CLAMPS



N/NB/CCL Series Cable Clamp



Specifications:

- Material: Nylon 6/6
- Color: See Table

Features:

- Designed to secure wires and cables in place
- Clamp down and screw clamp to chassis to secure

| Item No. | | | Ø D Holding | | Ø H Hole | | W | | E Ref. | | Bulk Pack Qty |
|------------------|----------------|------------------|-------------|------|----------|-----|-------|------|--------|------|---------------|
| Natural UL94 V-2 | Black UL94 V-2 | Natural UL94 V-0 | in | mm | in | mm | in | mm | in | mm | |
| N-1 | N-1-BK | N-1-19 | 0.063 | 1.6 | 0.125 | 3.2 | 0.375 | 9.5 | 0.270 | 6.9 | 1000 |
| N-2 | N-2-BK | N-2-19 | 0.125 | 3.2 | 0.172 | 4.4 | 0.375 | 9.5 | 0.328 | 8.3 | 1000 |
| CCL001A | — | — | 0.125 | 3.2 | 0.188 | 4.8 | 0.377 | 9.6 | 0.374 | 9.5 | 100 |
| N-2B | N-2B-BK | N-2B-19 | 0.125 | 3.2 | 0.204 | 5.2 | 0.500 | 12.7 | 0.328 | 8.3 | 1000 |
| N-3 | N-3-BK | N-3-19 | 0.188 | 4.7 | 0.172 | 4.4 | 0.375 | 9.5 | 0.391 | 9.9 | 1000 |
| CCL002A | — | — | 0.188 | 4.7 | 0.188 | 4.7 | 0.377 | 9.6 | 0.413 | 10.5 | 100 |
| N-3B | N-3B-BK | N-3B-19 | 0.188 | 4.7 | 0.204 | 5.2 | 0.500 | 12.7 | 0.391 | 9.9 | 1000 |
| N-4 | N-4-BK | N-4-19 | 0.250 | 6.4 | 0.172 | 4.4 | 0.375 | 9.5 | 0.422 | 10.7 | 1000 |
| CCL003A | — | — | 0.250 | 6.4 | 0.181 | 4.6 | 0.393 | 10.0 | 0.394 | 10.0 | 100 |
| N-4B | N-4B-BK | N-4B-19 | 0.250 | 6.4 | 0.204 | 5.2 | 0.500 | 12.7 | 0.422 | 10.7 | 1000 |
| N-5 | N-5-BK | N-5-19 | 0.313 | 7.9 | 0.172 | 4.4 | 0.375 | 9.5 | 0.453 | 11.5 | 1000 |
| CCL004A | — | — | 0.313 | 7.9 | 0.181 | 4.6 | 0.393 | 10.0 | 0.472 | 12.0 | 100 |
| N-5B | N-5B-BK | N-5B-19 | 0.313 | 7.9 | 0.204 | 5.2 | 0.500 | 12.7 | 0.453 | 11.5 | 1000 |
| N-6 | N-6-BK | N-6-19 | 0.375 | 9.5 | 0.172 | 4.4 | 0.375 | 9.5 | 0.484 | 12.3 | 1000 |
| CCL005A | — | — | 0.375 | 9.5 | 0.181 | 4.6 | 0.472 | 12.0 | 0.492 | 12.5 | 100 |
| N-6B | N-6B-BK | N-6B-19 | 0.375 | 9.5 | 0.204 | 5.2 | 0.500 | 12.7 | 0.484 | 12.3 | 1000 |
| N-7 | N-7-BK | N-7-19 | 0.438 | 11.1 | 0.172 | 4.4 | 0.375 | 9.5 | 0.531 | 13.5 | 1000 |
| N-7B | N-7B-BK | N-7B-19 | 0.438 | 11.1 | 0.204 | 5.2 | 0.500 | 12.7 | 0.531 | 13.5 | 1000 |
| N-8 | N-8-BK | N-8-19 | 0.500 | 12.7 | 0.172 | 4.4 | 0.375 | 9.5 | 0.563 | 14.3 | 1000 |
| CCL006A | — | — | 0.500 | 12.7 | 0.196 | 5.0 | 0.472 | 12.0 | 0.598 | 15.2 | 100 |
| N-8B | N-8B-BK | N-8B-19 | 0.500 | 12.7 | 0.204 | 5.2 | 0.500 | 12.7 | 0.563 | 14.3 | 1000 |
| N-9B | N-9B-BK | N-9B-19 | 0.563 | 14.3 | 0.204 | 5.2 | 0.500 | 12.7 | 0.594 | 15.0 | 1000 |
| CCL007A | — | — | 0.625 | 15.9 | 0.181 | 4.6 | 0.472 | 12.0 | 0.717 | 18.8 | 100 |
| N-10B | N-10B-BK | N-10B-19 | 0.625 | 15.9 | 0.204 | 5.2 | 0.500 | 12.7 | 0.625 | 15.9 | 1000 |
| N-11B | N-11B-BK | N-11B-19 | 0.688 | 17.5 | 0.204 | 5.2 | 0.500 | 12.7 | 0.656 | 16.7 | 1000 |
| CCL008A | — | — | 0.750 | 19.1 | 0.181 | 4.6 | 0.463 | 11.8 | 0.717 | 18.8 | 100 |
| N-12B | N-12B-BK | N-12B-19 | 0.750 | 19.1 | 0.204 | 5.2 | 0.500 | 12.7 | 0.766 | 19.4 | 1000 |
| N-14B | N-14B-BK | N-14B-19 | 0.875 | 22.2 | 0.204 | 5.2 | 0.500 | 12.7 | 0.813 | 20.6 | 500 |
| CCL009A | — | — | 1.000 | 25.4 | 0.181 | 4.6 | 0.472 | 12.0 | 0.866 | 22.0 | 100 |
| N-16B | N-16B-BK | N-16B-19 | 1.000 | 25.4 | 0.204 | 5.2 | 0.500 | 12.7 | 0.906 | 23.0 | 500 |
| CCL010A | — | — | 1.062 | 27.0 | 0.181 | 4.6 | 0.472 | 12.0 | 0.945 | 24.0 | 100 |
| N-18B | N-18B-BK | N-18B-19 | 1.125 | 28.6 | 0.204 | 5.2 | 0.500 | 12.7 | 0.969 | 24.6 | 500 |
| CCL011A | — | — | 1.250 | 31.8 | 0.181 | 4.6 | 0.472 | 12.0 | 1.031 | 26.2 | 100 |
| CCL012A | — | — | 1.446 | 36.7 | 0.181 | 4.6 | 0.472 | 12.0 | 1.181 | 30.0 | 100 |

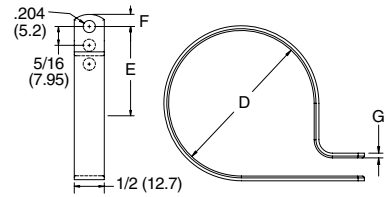
NB-3 Series Adjustable Cable Clamp

Specifications:

- Material: See Table
- Color: See Table

Features:

- Adjustable design allows you to bundle multiple diameters of wires and cables while securing in place



| Item No. | | | Ø D Holding | | | | | | E Ref. | | F | | G | | Bulk Pack Qty |
|--------------------|--------------------|----------|-------------|------|-------------|------|--------------|------|--------|------|-------|-----|-------|-----|---------------|
| UL94 V-2 Nylon 6/6 | UL94 V-0 Nylon 6/6 | | Inside Hole | | Center Hole | | Outside Hole | | in | mm | in | mm | in | mm | |
| N-20B | N-20B-BK | N-20B-19 | 1 | 25.4 | 1-1/8 | 28.6 | 1.2 | 30.2 | 0.906 | 23.0 | 0.219 | 5.6 | 0.063 | 1.6 | 500 |
| N-24B | N-24B-BK | N-24B-19 | 1-1/4 | 31.8 | 1-3/8 | 34.9 | 1.47 | 37.3 | 1.031 | 26.2 | 0.219 | 5.6 | 0.063 | 1.6 | 500 |
| N-32B | N-32B-BK | N-32B-19 | 1-3/4 | 44.5 | 1-7/8 | 47.6 | 2.0 | 50.8 | 1.453 | 36.9 | 0.203 | 5.2 | 0.065 | 1.7 | 500 |

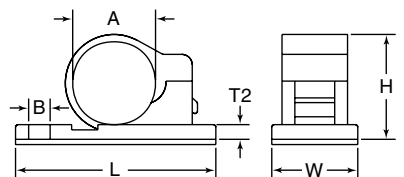
CCA Series Adhesive Mount Cable Clamps

Specifications:

- Material: UL94 V-2 Nylon 6/6
- Color: Black

Features:

- Fixed diameter clamp range
- Can be mounted with adhesive tape backing or via screw mounting hole



| Item No. | Ø A Holding | | Ø B Hole | | T2 | | L | | W | | H | | Bulk Pack Qty |
|----------|-------------|------|----------|-----|-------|-----|------|------|------|------|------|------|---------------|
| | in | mm | in | mm | in | mm | in | mm | in | mm | in | mm | |
| CCA001A | 0.22 | 5.5 | 0.197 | 5.0 | 0.118 | 3.0 | 1.02 | 25.8 | 0.53 | 13.4 | 0.48 | 12.2 | 100 |
| CCA002A | 0.30 | 7.5 | 0.197 | 5.0 | 0.126 | 3.2 | 1.13 | 28.8 | 0.53 | 13.4 | 0.57 | 14.5 | 100 |
| CCA003A | 0.47 | 12.0 | 0.209 | 5.3 | 0.118 | 3.0 | 1.37 | 34.8 | 0.65 | 16.5 | 0.73 | 18.5 | 100 |
| CCA004A | 0.55 | 14.0 | 0.197 | 5.0 | 0.126 | 3.2 | 1.44 | 36.5 | 0.65 | 16.4 | 0.77 | 19.5 | 100 |
| CCA005A | 0.59 | 15.0 | 0.197 | 5.0 | 0.106 | 2.7 | 1.50 | 38.2 | 0.63 | 16.0 | 0.80 | 20.3 | 100 |
| CCA006A | 0.67 | 17.0 | 0.189 | 4.8 | 0.122 | 3.1 | 1.63 | 41.3 | 0.61 | 15.6 | 0.98 | 25.0 | 100 |



CABLE CLAMPS

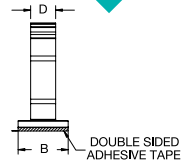
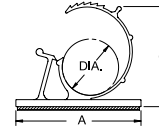
AKKL Series Adhesive Mount Adjustable Clamp

Specifications:

- Material: Nylon 6/6
- Color: Natural

Features:

- Available in High Bond Rubber Adhesive
- Locks securely and easily, reopens for routing changes
- Ratcheting clip holds bundle securely in place
- Good for high vibration applications; once closed the clip will not open until tab is released



| Item No. | | High Bond Rubber Adhesive | Ø E Bundle Range Ref. | | A | | B | | C Ref. | | D | | Bulk Pack Qty |
|------------------|------------------|---------------------------|-----------------------|-------------|------|------|------|------|--------|------|------|------|---------------|
| Acrylic Adhesive | Acrylic Adhesive | | in | mm | in | mm | in | mm | in | mm | in | mm | |
| UL94 V-2 | UL94 V-0 | UL94 V-2 | | | | | | | | | | | |
| AKKL-2140A-RT | AKKL-2140A-19 | — | 0.215 - 0.258 | 5.5 - 6.5 | 0.85 | 21.6 | 0.65 | 16.5 | 0.708 | 18 | 0.39 | 10.0 | 100 |
| AKKL-3140A-RT | AKKL-3140A-19 | • AKKL-3140-DHB | 0.312 - 0.406 | 7.9 - 10.3 | 1.00 | 25.4 | 0.75 | 19.1 | 0.866 | 22 | 0.40 | 10.2 | 100 |
| AKKL-4756A-RT | AKKL-4756A-19 | • AKKL-4756-DHB | 0.469 - 0.562 | 11.9 - 14.3 | 1.25 | 31.8 | 0.75 | 19.1 | 1.090 | 27.7 | 0.40 | 10.2 | 100 |
| AKKL-5775A-RT | AKKL-5775A-19 | • AKKL-5775-DHB | 0.578 - 0.750 | 14.7 - 19.1 | 1.50 | 38.1 | 0.75 | 19.1 | 1.250 | 31.8 | 0.50 | 12.7 | 100 |
| AKKL-8710A-RT | AKKL-8710A-19 | — | 0.875 - 1.000 | 22.2 - 25.4 | 2.00 | 50.8 | 1.00 | 25.4 | 1.750 | 44.5 | 0.50 | 12.7 | 100 |
| AKKL-10112A-RT | AKKL-10112A-19 | — | 1.000 - 1.250 | 25.4 - 31.7 | 2.50 | 63.5 | 1.00 | 25.4 | 2.000 | 50.8 | 0.50 | 12.7 | 100 |

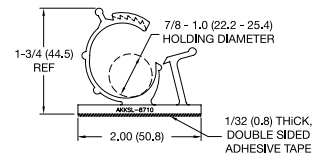
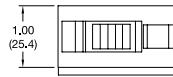

AKKSL Series Side Lock Adhesive Mount Adjustable Clamp

Specifications:

- Material: UL94 V-2 Nylon 6/6
- Color: Natural

Features:

- Side locks on top of clamp prevent clip from sliding open
- Ratcheting clip holds bundle securely in place



| Item No. | Approval | Bulk Pack Qty |
|----------------|----------|---------------|
| AKKSL-8710A-RT | | 100 |

PAKKL Series Snap In Adjustable Clip

Specifications:

- Material: Nylon 6/6
- Color: Natural

Features:

- Gathers and routes cables and wires
- Adjusts to diameter needed to bundle
- Push mount design allows for fast installation

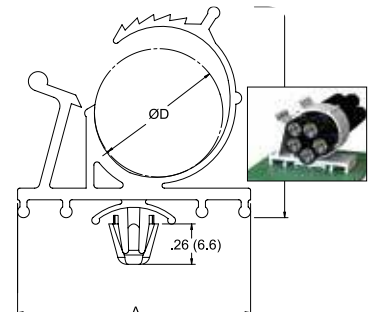
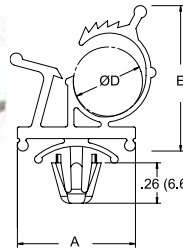


Figure 1

Figure 2

| Item No. | | Figure | D Ø Bundle Range | | Ø Mounting Hole | | Panel Thickness | | A | | E Ref. | | Depth | | Bulk Pack Qty |
|---------------|---------------|--------|------------------|-------------|-----------------|-----|-----------------|-----------|------|------|--------|------|-------|------|---------------|
| UL94 V-2 | UL94 V-0 | | in | mm | in | mm | in | mm | in | mm | in | mm | in | mm | |
| PAKKL-3140-01 | PAKKL-3140-19 | 1 | 0.310 - 0.400 | 7.9 - 10.2 | 0.250 | 6.4 | 0.030 - 0.060 | 0.8 - 1.5 | 0.75 | 19.1 | 0.94 | 23.8 | 0.350 | 8.9 | 100 |
| PAKKL-4756-01 | PAKKL-4756-19 | 1 | 0.469 - 0.563 | 11.9 - 14.3 | 0.250 | 6.4 | 0.030 - 0.060 | 0.8 - 1.5 | 1.24 | 31.5 | 1.17 | 29.8 | 0.620 | 15.7 | 100 |
| PAKKL-5775-01 | PAKKL-5775-19 | 2 | 0.578 - 0.750 | 14.7 - 19.1 | 0.250 | 6.4 | 0.030 - 0.060 | 0.8 - 1.5 | 1.50 | 38.1 | 1.36 | 34.5 | 0.750 | 19.1 | 100 |

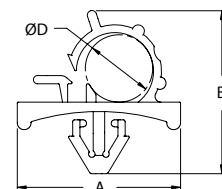
PKKL Series Plug In Locking Clamp

Specifications:

- Material: UL94 V-2 Nylon 6/6
- Color: Natural

Features:

- Part can be opened and closed multiple times for adding or removing wires
- Large contoured base assures stable mounting



| Item No. | A | | B | | Ø D Holding | | Ø Mounting Hole | | Panel Thickness | | Depth | | Bulk Pack Qty |
|----------|-------|------|-------|------|-------------|------|-----------------|-----|-----------------|-----------|-------|------|---------------|
| | in | mm | in | mm | in | mm | in | mm | in | mm | in | mm | |
| PKKL-3 | 1.020 | 25.9 | 0.921 | 23.4 | 0.374 | 9.5 | 0.256 | 6.5 | 0.031 - 0.062 | 0.8 - 1.6 | 0.67 | 17.0 | 200 |
| PKKL-3S | 0.830 | 21.1 | 0.828 | 21.0 | 0.307 | 7.8 | 0.256 | 6.5 | 0.031 - 0.062 | 0.8 - 1.6 | 0.75 | 19.1 | 200 |
| PKKL-4 | 1.19 | 30.3 | 1.260 | 32.0 | 0.532 | 13.5 | 0.256 | 6.5 | 0.031 - 0.062 | 0.8 - 1.6 | 0.76 | 19.4 | 100 |



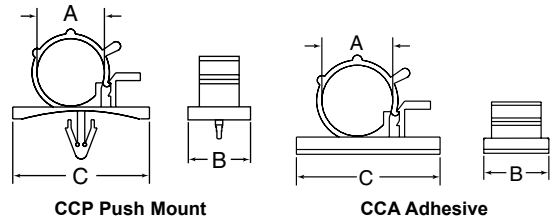
**CCP/CCA Series
Push Mount & Adhesive Clamp**

Specifications:

- Material: UL94 V-2 Nylon 6/6
- Color: Grey

Features:

- Two-stage lock design to accommodate different cable sizes in a single clamp
- Easy to reopen with thumb tab release
- Available in two styles: CCP for push mount into pre-drilled hole and CCA with a self adhesive backing



| Item No. | | Ø A Bundle Range | | Ø Mounting Hole | | Panel Thickness | | B | | C | | Bulk Pack Qty |
|------------|----------|------------------|-------------|-----------------|-----|-----------------|-----------|-------|------|-------|------|---------------|
| Push Mount | Adhesive | in | mm | in | mm | in | mm | in | mm | in | mm | |
| CCP001A | CCA007A | 0.230 - 0.280 | 6.0 - 7.0 | 0.189 | 4.8 | 0.070 - 0.110 | 1.8 - 2.8 | 0.787 | 20.0 | 0.984 | 25.0 | 100 |
| CCP002A | CCA008A | 0.280 - 0.310 | 7.0 - 8.0 | 0.189 | 4.8 | 0.070 - 0.110 | 1.8 - 2.8 | 0.787 | 20.0 | 0.984 | 25.0 | 100 |
| CCP003A | CCA009A | 0.350 - 0.390 | 9.0 - 10.0 | 0.189 | 4.8 | 0.070 - 0.110 | 1.8 - 2.8 | 0.965 | 24.5 | 1.181 | 30.0 | 100 |
| CCP004A | CCA010A | 0.470 - 0.550 | 12.0 - 14.0 | 0.189 | 4.8 | 0.070 - 0.110 | 1.8 - 2.8 | 0.965 | 24.5 | 1.181 | 30.0 | 100 |
| CCP005A | CCA011A | 0.620 - 0.710 | 16.0 - 18.0 | 0.189 | 4.8 | 0.070 - 0.110 | 1.8 - 2.8 | 0.965 | 24.5 | 1.181 | 30.0 | 100 |

**WAC Series
Webbed Adjustable Clip**

Specifications:

- Material: UL94 V-2 Nylon 6/6
- Color: Natural

Features:

- Locks securely and easily; reopens for routing changes
- Adjustable, ratcheting clip holds bundle securely in place
- Spring in the top of the clamp adds additional tension to grip the bundle
- Finger grip eases installation
- Cupped base adds stability to the mounting and covers the hole completely

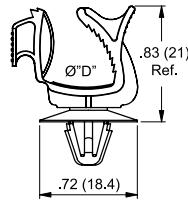


Figure 1

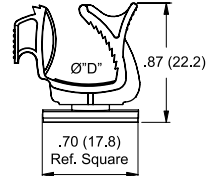



Figure 2



| Item No. | D Ø Bundle Range | | Ø Mounting Hole | | Panel Thickness | | Figure | Bulk Pack Qty |
|--------------|------------------|-----------|-----------------|-----------|-----------------|-----------|--------|---------------|
| | in | mm | in | mm | in | mm | | |
| WAC1-01 | 0.12 - 0.34 | 3.0 - 8.5 | 0.157 - 0.189 | 4.0 - 4.8 | 0.019 - 0.063 | 0.5 - 1.6 | 1 | 1000 |
| WAC2-01 | 0.12 - 0.34 | 3.0 - 8.5 | 0.236 - 0.267 | 6.0 - 6.8 | 0.019 - 0.098 | 0.5 - 2.5 | 1 | 1000 |
| WAC3-01A4-RT | 0.12 - 0.34 | 3.0 - 8.5 | Adhesive | Adhesive | Adhesive | Adhesive | 2 | 1000 |

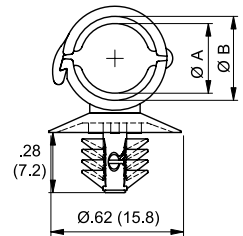
**HLCC Series
Hinged Locking Clamp**

Specifications:

- Material: Heat Stabilized UL94 V-2 Nylon 6/6
- Color: Black

Features:

- Securely holds corrugated/convoluted tubing or other bundles
- An internal rib spanning the diameter of the clamp provides a tight grip
- Releasable latch convenient for maintenance
- Fir-tree mount accommodates a large range of panel thicknesses

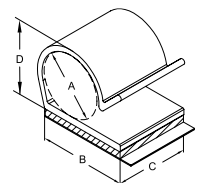



| Item No. | Recommended Corrugated Tube Size | | | | Ø Mounting Hole | | Panel Thickness | | Ø A Ref. | | Ø B Ref. | | Bulk Pack Qty |
|----------|----------------------------------|-----|------|-----|-----------------|-----------|-----------------|-----------|----------|-----|----------|------|---------------|
| | ID | | OD | | in | mm | in | mm | in | mm | in | mm | |
| HLCC-1BK | 0.20 | 5.0 | 0.28 | 7.1 | 0.26 - 0.28 | 6.5 - 7.0 | 0.03 - 0.12 | .08 - 3.0 | 0.23 | 5.8 | 0.28 | 7.2 | 1000 |
| HLCC-2BK | 0.27 | 6.9 | 0.39 | 9.9 | 0.26 - 0.28 | 6.5 - 7.0 | 0.03 - 0.12 | .08 - 3.0 | 0.33 | 8.3 | 0.39 | 10.0 | 1000 |

**KKR Series
Adhesive Mount Clamp**

Specifications:

- Material: UL94 V-0 PVC
- Color: Grey



| Item No. | Ø A Bundle | | Max Capacity D | | B | | C | | Bulk Pack Qty |
|------------|------------|------|----------------|------|-------|------|-------|------|---------------|
| | in | mm | in | mm | in | mm | in | mm | |
| KKR-5A1-RT | 0.521 | 13.2 | 0.680 | 17.3 | 0.750 | 19.1 | 0.625 | 15.9 | 500 |



CABLE CLAMPS

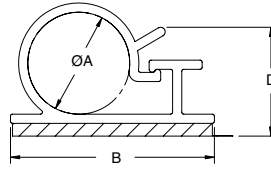
KKL Series Adhesive Mount Locking Clamp

Specifications:

- Material: UL94 V-0 PVC
- Color: Grey

Features:

- Gathers, routes, and locks cables and wires
- Can be opened and closed multiple times for addition or removal of cables



| Item No. | A Bundle | | B | | Depth | | D at Max Bundle Ref. | | Bulk Pack Qty |
|-----------|----------|------|-------|------|-------|------|----------------------|------|---------------|
| | in | mm | in | mm | in | mm | in | mm | |
| KKL-4-RT | 1/4 | 6.4 | 0.750 | 19.1 | 0.750 | 19.1 | 0.38 | 9.6 | 500 |
| KKL-8-RT | 1/2 | 12.7 | 1.000 | 25.4 | 1.000 | 25.4 | 0.69 | 17.4 | 100 |
| KKL-12-RT | 3/4 | 19.1 | 1.000 | 25.4 | 1.000 | 25.4 | 0.92 | 23.5 | 100 |

KKD/KKDL Series Adhesive Mount Clamp

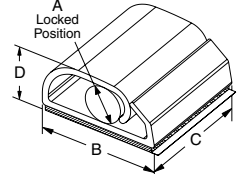
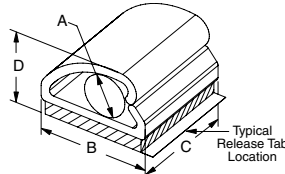


Figure 1


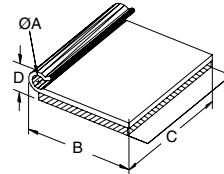
Figure 2

| Item No. | Figure | Ø A Bundle | | B | | C | | D at Max Bundle Ref. | | Bulk Pack Qty |
|-----------|--------|------------|------|------|------|-------|------|----------------------|------|---------------|
| | | in | mm | in | mm | in | mm | in | mm | |
| KKDL-4-RT | 2 | 0.125 | 3.2 | 0.50 | 12.7 | 0.500 | 12.7 | 0.28 | 7.1 | 500 |
| KKDL-8-RT | 2 | 0.219 | 5.6 | 0.75 | 19.1 | 0.750 | 19.1 | 0.43 | 10.9 | 100 |
| KKD-4-RT | 1 | 0.250 | 6.4 | 0.50 | 12.7 | 0.500 | 12.7 | 0.40 | 10.2 | 500 |
| KKD-8-RT | 1 | 0.500 | 12.7 | 0.75 | 19.1 | 0.750 | 19.1 | 0.73 | 18.5 | 100 |
| KKD-12-RT | 1 | 0.750 | 19.1 | 1.13 | 28.6 | 1.000 | 25.4 | 1.02 | 25.9 | 100 |
| KKD-16-RT | 1 | 1.000 | 25.4 | 1.50 | 38.1 | 1.250 | 31.8 | 1.30 | 33.0 | 100 |

Specifications:

- Material: UL94 V-0 PVC
- Color: Grey

KKJ Series Adhesive Mount Clamp


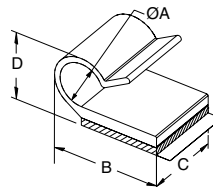


| Item No. | | Ø A Bundle | | B | | C | | D at Max Bundle Ref. | | Bulk Pack Qty |
|----------|------|------------|-------|------|------|------|-------|----------------------|------|---------------|
| | | in | mm | in | mm | in | mm | in | mm | |
| KKJ-2-RT | 1/8 | 3.2 | 0.843 | 21.4 | 1.00 | 25.4 | 1/4 | 6.4 | 1000 | |
| KKJ-3-RT | 3/16 | 4.8 | 0.875 | 22.2 | 1.25 | 31.8 | 5/16 | 7.9 | 1000 | |
| KKJ-4-RT | 1/4 | 6.4 | 0.906 | 23.0 | 1.50 | 38.1 | 13/32 | 10.3 | 1000 | |
| KKJ-5-RT | 5/16 | 7.9 | 1.219 | 31.0 | 1.75 | 44.5 | 7/16 | 11.1 | 1000 | |
| KKJ-6-RT | 3/8 | 9.5 | 1.281 | 32.5 | 2.00 | 50.8 | 17/32 | 13.5 | 1000 | |

Specifications:

- Material: UL94 V-0 PVC
- Color: Grey

MKKJ Series Mini Adhesive Mount Clamp



Specifications:

- Material: UL94 V-0 PVC
- Color: Clear

Features:

- Clear color hides clamp

| Item No. | Ø A Bundle | | B | | C | | D at Max Bundle Ref. | | Bulk Pack Qty |
|-----------|------------|-----|-------|------|-------|------|----------------------|------|---------------|
| | in | mm | in | mm | in | mm | in | mm | |
| MKKJ-2-RT | 0.125 | 3.2 | 0.437 | 11.1 | 0.375 | 9.5 | 0.234 | 6.0 | 1000 |
| MKKJ-3-RT | 0.187 | 4.8 | 0.625 | 15.9 | 0.437 | 11.1 | 0.328 | 8.3 | 1000 |
| MKKJ-4-RT | 0.250 | 6.4 | 0.656 | 16.7 | 0.500 | 12.7 | 0.406 | 10.3 | 1000 |
| MKKJ-5-RT | 0.312 | 7.9 | 0.812 | 20.6 | 0.562 | 14.3 | 0.484 | 12.3 | 1000 |
| MKKJ-6-RT | 0.375 | 9.5 | 0.875 | 22.2 | 0.625 | 15.9 | 0.562 | 14.3 | 1000 |

FREE SAMPLES

ON THOUSANDS OF FIBER, WIRE & CABLE MANAGEMENT PRODUCTS

order samples online at
www.essentracomponents.com

CABLE CLAMPS



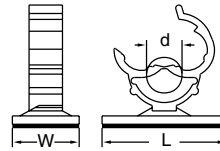
Adhesive Mount Clamp

Specifications:

- Material: UL94 V-2 Nylon 6/6
- Color: Natural

Features:

- Strong adhesion for quick and easy installation
- One size fits a range of cable diameters



| Item No. | Holding Capacity d | | W | | L | | Bulk Pack Qty |
|----------|--------------------|------|-------|------|-------|------|---------------|
| | in | mm | in | mm | in | mm | |
| 460317 | 0.441 | 11.2 | 0.630 | 16.0 | 1.173 | 29.8 | 1000 |

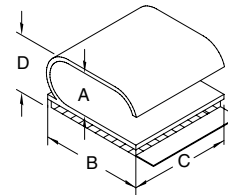
KKF Series Adhesive Mount Clamp

Specifications:

- Material: UL94 V-0 PVC
- Color: Grey

Features:

- Can hold three wire leads (such as air conditioning leads)



| Item No. | Holding Capacity A | | B | | C | | Max Capacity D | | Bulk Pack Qty |
|-------------|--------------------|------------|-------|------|-------|------|----------------|-----|---------------|
| | in | mm | in | mm | in | mm | in | mm | |
| KKF-10X4-RT | 0.20 x 0.56 | 5.1 x 14.3 | 0.750 | 19.1 | 0.750 | 19.1 | 0.36 | 9.1 | 100 |

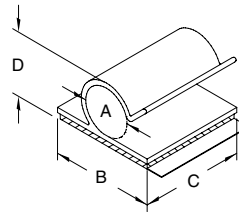
KKC Series Adhesive Mount Clamp

Specifications:

- Material: UL94 V-0 PVC
- Color: Grey

Features:

- For securely clamping cable or tubing



| Item No. | Holding Capacity A | | B | | C | | D | | Bulk Pack Qty |
|-----------|--------------------|------|-------|------|-------|------|------|------|---------------|
| | in | mm | in | mm | in | mm | in | mm | |
| KKC-2-RT | 1/8 | 3.2 | 0.750 | 19.1 | 0.750 | 19.1 | 0.31 | 7.9 | 500 |
| KKC-3-RT | 3/16 | 4.8 | 0.750 | 19.1 | 0.750 | 19.1 | 0.33 | 8.4 | 500 |
| KKC-4-RT | 1/4 | 6.4 | 0.750 | 19.1 | 0.750 | 19.1 | 0.42 | 10.7 | 500 |
| KKC-5-RT | 5/16 | 7.9 | 0.750 | 19.1 | 0.750 | 19.1 | 0.48 | 12.2 | 500 |
| KKC-6-RT | 3/8 | 9.5 | 0.750 | 19.1 | 0.750 | 19.1 | 0.60 | 15.2 | 500 |
| KKC-8-RT | 1/2 | 12.7 | 1.000 | 25.4 | 1.000 | 25.4 | 0.69 | 17.5 | 100 |
| KKC-12-RT | 3/4 | 19.1 | 1.000 | 25.4 | 1.000 | 25.4 | 0.94 | 23.9 | 100 |

UC/HUC Series Adhesive Mount U Clamp

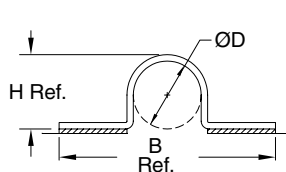


Figure 1

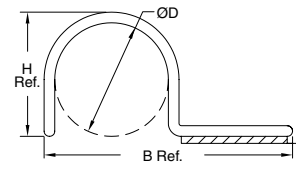


Figure 2



Specifications:

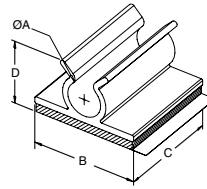
- Material: UL94 V-0 PVC
- Color: Black

| Item No. | Figure | D Holding Capacity | | B Ref. | | H Ref. | | Depth | | Bulk Pack Qty |
|----------|--------|--------------------|------|--------|------|--------|------|-------|------|---------------|
| | | in | mm | in | mm | in | mm | in | mm | |
| UC-2-RT | 1 | 1/8 | 3.2 | 1.219 | 30.9 | 0.172 | 4.4 | 0.625 | 15.9 | 1000 |
| HUC-2-RT | 2 | 1/8 | 3.2 | 0.718 | 18.3 | 0.172 | 4.4 | 0.625 | 15.9 | 1000 |
| UC-4-RT | 1 | 1/4 | 6.4 | 1.344 | 34.1 | 0.297 | 7.5 | 0.625 | 15.9 | 1000 |
| HUC-4-RT | 2 | 1/4 | 6.4 | 1.343 | 34.1 | 0.297 | 7.5 | 0.625 | 15.9 | 1000 |
| UC-6-RT | 1 | 3/8 | 9.5 | 1.469 | 37.3 | 0.422 | 10.7 | 0.625 | 15.9 | 1000 |
| UC-8-RT | 1 | 1/2 | 12.7 | 1.594 | 40.4 | 0.547 | 13.9 | 0.625 | 15.9 | 1000 |



CABLE CLIPS & CLAMPS

KKU Series Adhesive Mount Clamp



Specifications:

- Material: UL94 V-0 PVC
- Color: Grey

Features:

- To hold wires, cords, or cables in place

| Item No. | Ø A Bundle | | B | | C | | D Ref. | | Bulk Pack Qty |
|-----------|------------|------|-------|------|-------|------|--------|------|---------------|
| | in | mm | in | mm | in | mm | in | mm | |
| KKU-2-RT | 1/8 | 3.2 | 0.750 | 19.1 | 0.750 | 19.1 | 0.281 | 7.1 | 500 |
| KKU-4-RT | 1/4 | 6.4 | 0.750 | 19.1 | 0.750 | 19.1 | 0.468 | 11.9 | 500 |
| KKU-6-RT | 3/8 | 9.5 | 0.750 | 19.1 | 0.750 | 19.1 | 0.593 | 15.1 | 500 |
| KKU-8-RT | 1/2 | 12.7 | 1.000 | 25.4 | 1.000 | 25.4 | 0.687 | 17.5 | 100 |
| KKU-9-RT | 9/16 | 14.3 | 1.000 | 25.4 | 1.000 | 25.4 | 0.750 | 19.1 | 100 |
| KKU-12-RT | 3/4 | 19.1 | 1.000 | 25.4 | 1.000 | 25.4 | 0.906 | 23.0 | 100 |

WCK/MWCK Series Adhesive Mount Clips

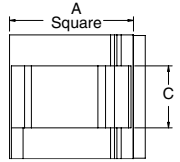
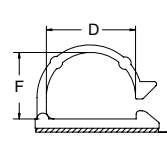
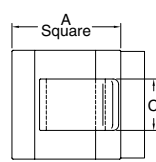
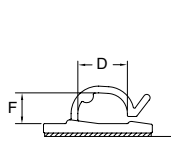


Figure 1

Figure 2

Specifications:

- Material: UL94 V-2 Nylon 6/6
- Color: Natural

Features:

- To hold wires, cords, or cables in place

| Item No. | Figure | Approval | A | | C | | D | | F | | Bulk Pack Qty |
|------------------|--------|----------|------|------|------|------|-------|------|------|------|---------------|
| | | | in | mm | in | mm | in | mm | in | mm | |
| WCK-180-01A-RT | 1 | Ⓜ | 0.63 | 16.0 | 0.31 | 7.9 | 0.340 | 8.6 | 0.16 | 4.0 | 1000 |
| WCK-280-01A4-RT | 1 | — | 0.75 | 19.0 | 0.39 | 10.0 | 0.263 | 6.7 | 0.22 | 5.7 | 1000 |
| WCK-460-01A-RT | 1 | Ⓜ | 0.99 | 25.1 | 0.47 | 11.9 | 0.45 | 11.4 | 0.28 | 7.1 | 1000 |
| MWCK-460-01A4-RT | 2 | — | 0.75 | 19.0 | 0.47 | 11.9 | 0.45 | 11.4 | 0.28 | 7.1 | 1000 |
| WCK-720-01A-RT | 2 | — | 1.00 | 25.4 | 0.50 | 12.7 | 0.72 | 18.3 | 0.54 | 13.6 | 1000 |

WCA Series Adhesive Mount Clips

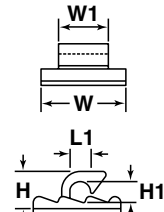
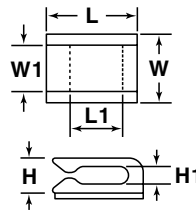


Figure 1

Figure 2

Specifications:

- Material: UL94 V-2 Nylon 6/6
- Color: Natural

Features:

- Designed to support lightweight wire bundles when properly applied on any clean, smooth, grease-free surface

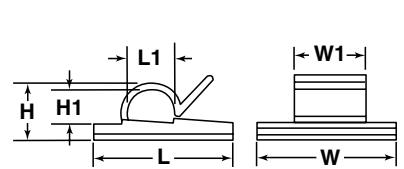
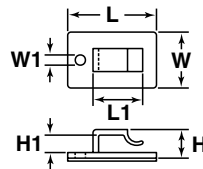


Figure 3

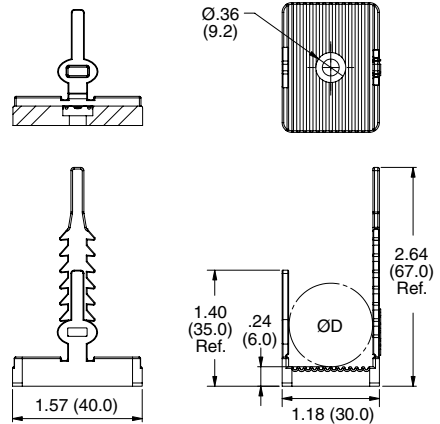

Figure 4

| Item No. | Figure | L | | L1 | | W | | W1 | | H | | H1 | | Bulk Pack Qty |
|----------|--------|------|------|-------|------|------|------|------|------|------|-----|------|-----|---------------|
| | | in | mm | in | mm | in | mm | in | mm | in | mm | in | mm | |
| WCA001A | 1 | 0.51 | 13.0 | 0.354 | 9.0 | 0.37 | 9.5 | 0.26 | 6.5 | 0.20 | 5.2 | 0.11 | 2.8 | 100 |
| WCA002A | 2 | 0.63 | 16.0 | 0.190 | 4.8 | 0.61 | 15.5 | 0.35 | 9.0 | 0.27 | 6.8 | 0.19 | 4.8 | 100 |
| WCA004A | 3 | 1.06 | 27.0 | 0.58 | 14.8 | 0.67 | 17.0 | 0.12 | 3.1 | 0.34 | 8.7 | 0.22 | 5.5 | 100 |
| WCA005A | 4 | 0.75 | 19.0 | 0.23 | 5.9 | 0.75 | 19.0 | 0.39 | 10.0 | 0.28 | 7.2 | 0.19 | 4.9 | 100 |

CABLE CLIPS & CLAMPS



UMB Series Universal Rubber Clamp



Specifications:

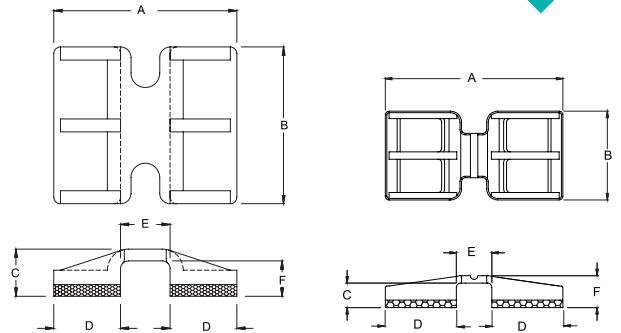
- Material: Neoprene Rubber, 50 Shore A
- Color: Black

Features:

- Flexible, serrated buckle style clamp provides a tight grip to the bundle
- Large, ribbed base gives the cables extra surface area which provides some strain relief
- Two mounting styles available: #10 screw or adhesive

| Item No. | Mounting Method | D Approx. Max Cable Ø Bundle | | Bulk Pack Qty |
|-----------|-----------------|------------------------------|------|---------------|
| | | in | mm | |
| UMB-1 | #10 or M5 Screw | 0.79 | 20.0 | 200 |
| UMB-1A-RT | Adhesive | 0.79 | 20.0 | 200 |

WM Series Adhesive Mount Wire Mounts



Specifications:

- Material: UL94 V-2 Nylon 6/6
- Color: Black

Features:

- Mounted over wires to hold them in place
- Quick, secure mounting

Figure 1

Figure 2

| Item No. | Figure | E | | F | | A | | B | | C | | D | | Bulk Pack Qty |
|----------|--------|-------|-----|-------|-----|-------|------|-------|------|-------|-----|-------|-----|---------------|
| | | in | mm | in | mm | in | mm | in | mm | in | mm | in | mm | |
| WM-1A | 1 | 0.150 | 3.8 | 0.102 | 2.6 | 0.551 | 14.0 | 0.472 | 12.0 | 0.138 | 3.5 | 0.201 | 5.1 | 1000 |
| WM-2A | 1 | 0.189 | 4.8 | 0.102 | 2.6 | 0.945 | 24.0 | 0.472 | 12.0 | 0.142 | 3.6 | 0.378 | 9.6 | 500 |
| WM-3A | 1 | 0.189 | 4.8 | 0.102 | 2.6 | 0.787 | 20.0 | 0.472 | 12.0 | 0.142 | 3.6 | 0.299 | 7.6 | 500 |
| WM-4A | 1 | 0.205 | 5.2 | 0.110 | 2.8 | 0.945 | 24.0 | 0.472 | 12.0 | 0.150 | 3.8 | 0.370 | 9.4 | 500 |
| WM-5A | 2 | 0.189 | 4.8 | 0.102 | 2.6 | 0.945 | 24.0 | 0.472 | 12.0 | 0.142 | 3.6 | 0.378 | 9.6 | 500 |
| WM-6A | 2 | 0.189 | 4.8 | 0.122 | 3.1 | 0.945 | 24.0 | 0.472 | 12.0 | 0.161 | 4.1 | 0.378 | 9.6 | 500 |
| WM-7A | 2 | 0.205 | 5.2 | 0.122 | 3.1 | 0.945 | 24.0 | 0.472 | 12.0 | 0.161 | 4.1 | 0.370 | 9.4 | 500 |

PLASTIC FASTENERS

800 847 0486

www.essentracomponents.com





CABLE CLIPS & CLAMPS

HURC/DHURC/HURCBH/HURCS/DHURCS Series U Clamp

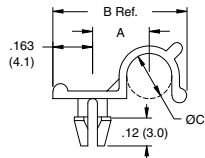


Figure 1

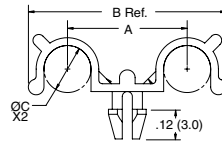


Figure 2

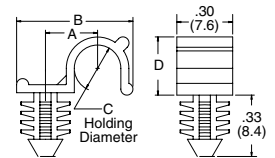


Figure 3

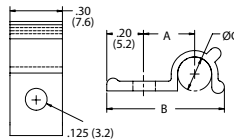


Figure 4

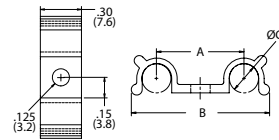


Figure 5

Specifications:

- Material: UL94 V-2 Nylon 6/6
- Color: Natural

| Item No. | Figure | Ø C Bundle | | Ø Mounting Hole | | Approval | A | | B Ref. | | Panel Thickness | | Bulk Pack Qty |
|-------------|--------|------------|-----|-----------------|-----|----------|------|------|--------|------|-----------------|-----|---------------|
| | | in | mm | in | mm | | in | mm | in | mm | in | mm | |
| HURC-2-01 | 1 | 0.125 | 3.2 | 0.125 | 3.2 | UL | 0.20 | 5.1 | 0.49 | 12.4 | 0.062 | 1.6 | 1000 |
| HURC-3-01 | 1 | 0.187 | 4.8 | 0.125 | 3.2 | UL | 0.24 | 6.1 | 0.56 | 14.2 | 0.062 | 1.6 | 1000 |
| HURC-4-01 | 1 | 0.250 | 6.4 | 0.125 | 3.2 | UL | 0.27 | 6.9 | 0.62 | 15.7 | 0.062 | 1.6 | 1000 |
| HURC1-2-01 | 1 | 0.125 | 3.2 | 0.125 | 3.2 | UL | 0.20 | 5.1 | 0.49 | 12.4 | 0.093 | 2.4 | 1000 |
| HURC1-3-01 | 1 | 0.187 | 4.8 | 0.125 | 3.2 | UL | 0.24 | 6.1 | 0.56 | 14.2 | 0.093 | 2.4 | 1000 |
| HURC1-4-01 | 1 | 0.250 | 6.4 | 0.125 | 3.2 | UL | 0.27 | 6.9 | 0.62 | 15.7 | 0.093 | 2.4 | 1000 |
| DHURC-2-01 | 2 | 0.125 | 3.2 | 0.125 | 3.2 | UL | 0.41 | 10.4 | 0.66 | 16.8 | 0.062 | 1.6 | 1000 |
| DHURC-3-01 | 2 | 0.187 | 4.8 | 0.125 | 3.2 | UL | 0.48 | 12.2 | 0.79 | 20.1 | 0.062 | 1.6 | 1000 |
| DHURC-4-01 | 2 | 0.250 | 6.4 | 0.125 | 3.2 | UL | 0.55 | 14.0 | 0.94 | 23.9 | 0.062 | 1.6 | 1000 |
| HURCS-2-01 | 4 | 0.125 | 3.2 | 0.125 | 3.2 | — | 0.25 | 6.2 | 0.59 | 15.0 | — | — | 1000 |
| HURCS-3-01 | 4 | 0.187 | 4.8 | 0.125 | 3.2 | — | 0.28 | 7.1 | 0.65 | 15.6 | — | — | 1000 |
| HURCS-4-01 | 4 | 0.250 | 6.4 | 0.125 | 3.2 | — | 0.32 | 8.1 | 0.72 | 18.3 | — | — | 1000 |
| DHURCS-2-01 | 5 | 0.125 | 3.2 | 0.125 | 3.2 | — | 0.49 | 12.4 | 0.75 | 19.0 | — | — | 1000 |
| DHURCS-3-01 | 5 | 0.187 | 4.8 | 0.125 | 3.2 | — | 0.56 | 14.2 | 0.89 | 22.6 | — | — | 1000 |
| DHURCS-4-01 | 5 | 0.250 | 6.4 | 0.125 | 3.2 | — | 0.64 | 16.2 | 1.02 | 25.9 | — | — | 1000 |
| HURCBH-2-01 | 3 | 0.125 | 3.2 | 0.250 | 6.4 | — | 0.49 | 12.4 | 0.17 | 4.3 | 0.250 | 6.4 | 1000 |
| HURCBH-3-01 | 3 | 0.187 | 4.8 | 0.250 | 6.4 | — | 0.56 | 14.2 | 0.24 | 6.1 | 0.250 | 6.4 | 1000 |
| HURCBH-4-01 | 3 | 0.250 | 6.4 | 0.250 | 6.4 | — | 0.62 | 15.7 | 0.30 | 7.6 | 0.250 | 6.4 | 1000 |

SRC Series Split Routing Clamp



Specifications:

- Material: UL94 V-2 Nylon 6/6
- Color: See Table

Features:

- Split design allows bundles to be loaded by separating the clip at the base
- Cannot be removed without removing the clip from the blind side of the application

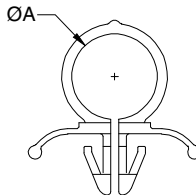


Figure 1

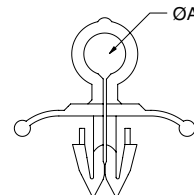


Figure 2

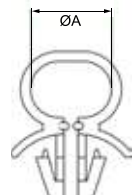


Figure 3

| Item No. | Approval | Figure | Ø A Bundle | | Hole Diameter | | Panel Thickness | | Color | Bulk Pack Qty |
|-------------------|----------|--------|------------|------|---------------|-----|-----------------|-----------|---------|---------------|
| | | | In | mm | In | mm | In | mm | | |
| SRC-1-01 | — | 2 | .197 | 5.0 | .246 | 6.2 | 0.079 - 0.118 | 2.0 - 3.0 | Natural | 1000 |
| SRC-4-01 | UL | 1 | .250 | 6.4 | .250 | 6.4 | 0.050 - 0.060 | 1.3 - 1.5 | Natural | 1000 |
| • 101 001 000 202 | — | 3 | .413 | 10.5 | .250 | 6.4 | 0.028 - 0.079 | 0.7 - 2.0 | Grey | 500 |
| SRC-7-01 | UL | 1 | .438 | 11.1 | .250 | 6.4 | 0.050 - 0.060 | 1.3 - 1.5 | Natural | 1000 |
| SRC-8-01 | UL | 1 | .500 | 12.7 | .250 | 6.4 | 0.050 - 0.060 | 1.3 - 1.5 | Natural | 1000 |
| • 101 001 400 202 | — | 3 | .551 | 14.0 | .250 | 6.4 | 0.028 - 0.079 | 0.7 - 2.0 | Grey | 500 |
| SRC-10-01 | — | 1 | .625 | 15.9 | .250 | 6.4 | 0.050 - 0.060 | 1.3 - 1.5 | Natural | 1000 |
| • 101 002 100 202 | — | 3 | .846 | 21.5 | .250 | 6.4 | 0.028 - 0.079 | 0.7 - 2.0 | Grey | 250 |
| • 101 003 000 202 | — | 3 | 1.181 | 30.0 | .250 | 6.4 | 0.028 - 0.079 | 0.7 - 2.0 | Grey | 250 |

CABLE CLIPS & CLAMPS



SRCC Series Strain Relief Clamp

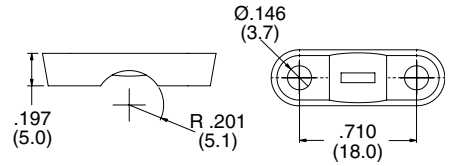


Figure 1

Specifications:

- Material: UL94 V-2 Nylon 6/6
- Color: See Table

Features:

- Grips cable providing slight strain relief
- Securely installed with two screws

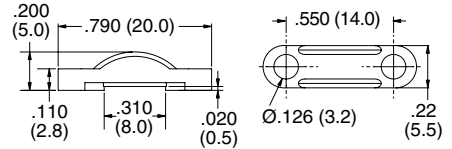


Figure 2

| Item No. | Figure | Color | Ø Max Cable | Mounting Screws | Bulk Pack Qty |
|----------|--------|-------|-------------|-----------------|---------------|
| SRCC-1 | 1 | Grey | 0.177 | M3 or #6 | 1000 |
| SRCC-2 | 2 | Black | 0.310 | M3 or #4 | 1000 |

D Series Two-Piece Locking Clamp

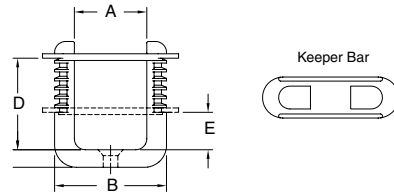


Specifications:

- Material: UL94 V-2 Nylon 6/6
- Color: Natural

Features:

- Mounts with a #8 or M4 flat-head machine screw
- Adjustable holding capacity
- Keeper bar is removable for changes or repairs



| Item No. | A Ref. | | B Ref. | | D Ref. | | E Ref. | | Bulk Pack Qty |
|----------|--------|------|--------|------|--------|------|--------|------|---------------|
| | in | mm | in | mm | in | mm | in | mm | |
| D-1 | 0.990 | 25.1 | 1.530 | 38.9 | 1.25 | 31.8 | 0.51 | 13.0 | 100 |
| D-1.5 | 1.457 | 37.0 | 2.175 | 55.3 | 1.65 | 41.9 | 0.66 | 16.8 | 100 |

CH/RSC Series Snap In Cable Hanger



Specifications:

- Material: See Table
- Color: See Table

Features:

- Gathers and routes cables and wires
- Push mount design allows for fast installation

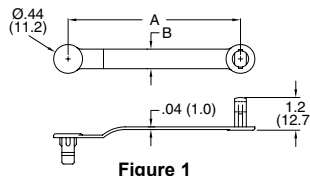


Figure 1

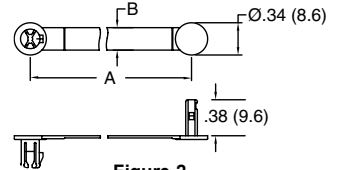


Figure 2

| Item No. | Color | | Figure | Ø Max Bundle | | Ø Mounting Hole | | A Ref | | B | | Material | Bulk Pack Qty |
|----------|-----------|-------|--------|--------------|-------|-----------------|-------|-------|-------|-----|-----------------------|----------|---------------|
| | Natural | Black | | in | mm | in | mm | in | mm | in | mm | | |
| CH-1-01 | CH-1-01BK | 1 | 0.375 | 9.5 | 0.250 | 6.4 | 1.750 | 44.5 | 0.297 | 7.5 | UL94 V-2 Nylon 6/6 | 1000 | |
| CH-2-01 | CH-2-01BK | 1 | 0.625 | 15.9 | 0.250 | 6.4 | 2.625 | 66.7 | 0.297 | 7.5 | UL94 V-2 Nylon 6/6 | 1000 | |
| CH-1-10 | CH-1-10BK | 1 | 0.375 | 9.5 | 0.250 | 6.4 | 1.750 | 44.5 | 0.297 | 7.5 | UL94 HB Polypropylene | 1000 | |
| CH-2-10 | CH-2-10BK | 1 | 0.625 | 15.9 | 0.250 | 6.4 | 2.625 | 66.7 | 0.297 | 7.5 | UL94 HB Polypropylene | 1000 | |
| — | RSC-3-01 | 2 | 0.218 | 5.6 | 0.189 | 4.8 | 1.100 | 28.0 | 0.160 | 4.0 | UL94 V-2 Nylon 6/6 | 1000 | |
| — | RSC-4-01 | 2 | 0.250 | 6.4 | 0.189 | 4.8 | 1.300 | 33.0 | 0.240 | 6.0 | UL94 V-2 Nylon 6/6 | 1000 | |
| — | RSC-6-01 | 2 | 0.375 | 9.5 | 0.189 | 4.8 | 1.690 | 43.0 | 0.240 | 6.0 | UL94 V-2 Nylon 6/6 | 1000 | |
| — | RSC-9-01 | 2 | 0.625 | 15.9 | 0.189 | 4.8 | 2.480 | 63.0 | 0.240 | 6.0 | UL94 V-2 Nylon 6/6 | 1000 | |



CABLE CLIPS & CLAMPS

V Series

Screw Mount Component Clip

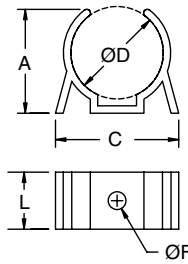



Figure 1

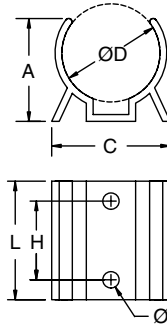


Figure 2

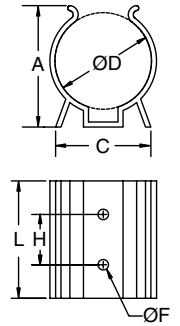


Figure 3

Specifications:

- Material: UL94 V-0 PVC
- Color: Black

Features:

- Legs prevent shifting and tipping
- Mounts securely with screws or rivets
- Holds parts firmly

| Item No. | Ø D Holding | | Ø F Hole Ref. | | A Ref. | | C Ref. | | H Ref. | | L | | Figure | Bulk Pack Qty |
|----------|-------------|-------------|---------------|-----|--------|------|--------|------|-----------------------|------|------|------|--------|---------------|
| | in | mm | in | mm | in | mm | in | mm | in | mm | in | mm | | |
| V-1000 | 0.25 | 6.4 | 0.094 | 2.4 | 0.30 | 7.5 | 0.50 | 12.7 | Single Hole In Center | | 0.50 | 12.7 | 1 | 1000 |
| V-1001 | 0.31 | 7.9 | 0.094 | 2.4 | 0.36 | 9.1 | 0.50 | 12.7 | Single Hole In Center | | 0.50 | 12.7 | 1 | 1000 |
| V-1002 | 0.38 | 9.5 | 0.094 | 2.4 | 0.41 | 10.3 | 0.50 | 12.7 | Single Hole In Center | | 0.50 | 12.7 | 1 | 1000 |
| V-1003 | 0.44 | 11.1 | 0.094 | 2.4 | 0.45 | 11.5 | 0.52 | 13.1 | Single Hole In Center | | 0.50 | 12.7 | 1 | 1000 |
| V-1004 | 0.50 | 12.7 | 0.094 | 2.4 | 0.50 | 12.7 | 0.66 | 16.7 | Single Hole In Center | | 0.50 | 12.7 | 1 | 1000 |
| V-1005 | 0.56 | 14.3 | 0.094 | 2.4 | 0.61 | 15.5 | 0.72 | 18.3 | Single Hole In Center | | 0.50 | 12.7 | 1 | 1000 |
| V-1006 | 0.63 | 15.9 | 0.094 | 2.4 | 0.63 | 15.9 | 0.83 | 21.0 | Single Hole In Center | | 0.50 | 12.7 | 1 | 1000 |
| V-1007 | 0.69 | 17.6 | 0.156 | 4.0 | 0.63 | 15.9 | 0.84 | 21.0 | Single Hole In Center | | 0.50 | 12.7 | 1 | 1000 |
| V-1008 | 0.75 | 19.7 | 0.156 | 4.0 | 0.78 | 19.8 | 0.89 | 22.6 | Single Hole In Center | | 0.50 | 12.7 | 1 | 100 |
| V-1009 | 0.88 | 22.2 | 0.156 | 4.0 | 0.91 | 23.0 | 1.08 | 27.4 | Single Hole In Center | | 0.50 | 12.7 | 1 | 100 |
| V-1010 | 1.00 | 25.4 | 0.156 | 4.0 | 0.98 | 25.0 | 1.13 | 28.6 | .75 | 19.1 | 1.13 | 28.5 | 2 | 100 |
| V-1011 | 1.38 | 34.9 | 0.156 | 4.0 | 1.34 | 34.1 | 1.25 | 31.8 | .75 | 19.1 | 1.13 | 28.5 | 2 | 100 |
| V-1024 | 1.50 | 38.1 | 0.156 | 4.0 | 1.81 | 46.0 | 1.42 | 36.1 | .75 | 19.1 | 1.75 | 44.5 | 3 | 100 |
| V-1028 | 1.75 | 44.5 | 0.156 | 4.0 | 1.92 | 48.8 | 1.50 | 38.1 | .75 | 19.1 | 1.75 | 44.5 | 3 | 100 |
| V-1030 | 2.25 - 2.75 | 57.1 - 69.9 | 0.156 | 4.0 | 2.44 | 61.9 | 2.61 | 66.3 | .75 | 19.1 | 1.50 | 38.1 | 3 | 100 |

VM Series

Screw Mount Component Clip

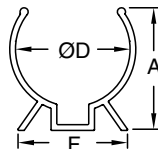


Figure 1

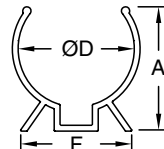


Figure 2



Figure 3

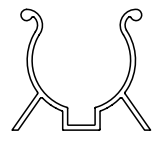


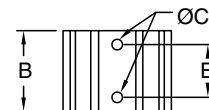
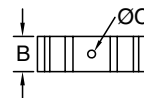
Figure 4

Specifications:

- Material: UL94 V-2 Nylon 6/6
- Color: Black

Features:

- Smooth edges protect components from wear and abrasion
- Legs prevent shifting and tipping
- Mounts securely with screws or rivets




| Item No. | Ø D Holding | | C Hole Ø | | A Ref. | | B | | E | | F Ref. | | Figure | Bulk Pack Qty |
|----------|-------------|------|----------|-----|--------|------|------|------|-----------------------|------|--------|------|--------|---------------|
| | in | mm | in | mm | in | mm | in | mm | in | mm | in | mm | | |
| VM-1002 | 3/8 | 9.5 | 0.11 | 2.8 | 0.44 | 11.2 | 0.50 | 12.7 | Single Hole in Center | | 0.54 | 13.7 | 1 | 100 |
| VM-1004 | 1/2 | 12.7 | 0.11 | 2.8 | 0.52 | 13.2 | 0.50 | 12.7 | Single Hole in Center | | 0.75 | 19.1 | 1 | 100 |
| VM-1007 | 11/16 | 17.5 | 0.15 | 3.8 | 0.78 | 19.8 | 0.50 | 12.7 | Single Hole in Center | | 0.82 | 20.8 | 1 | 100 |
| VM-1008 | 3/4 | 19.1 | 0.15 | 3.8 | 0.97 | 24.6 | 0.50 | 12.7 | Single Hole in Center | | 0.98 | 24.9 | 1 | 100 |
| VM-1010 | 1 | 25.4 | 0.15 | 3.8 | 1.03 | 26.1 | 1.12 | 28.4 | .750 | 19.1 | 1.25 | 31.8 | 2 | 100 |
| VM-1011 | 1-3/8 | 34.9 | 0.15 | 3.8 | 1.51 | 38.4 | 1.16 | 29.5 | .750 | 19.1 | 1.37 | 34.8 | 2 | 100 |
| VM-1024 | 1-1/2 | 38.1 | 0.15 | 3.8 | 1.67 | 42.4 | 1.70 | 43.2 | .750 | 19.1 | 1.50 | 38.1 | 3 | 100 |
| VM-1030 | 2-1/4 | 57.2 | 0.15 | 3.8 | 2.50 | 63.5 | 1.52 | 38.6 | .750 | 19.1 | 3.00 | 76.2 | 4 | 100 |

CABLE CLIPS & CLAMPS



ASK/RAK Series Adhesive Mount Aluminum Clamp



Specifications:

- Material: Aluminum, Bright Finish

Features:

- Aluminum arms are flexed around bundle
- Lightweight and durable
- Adhesive mount for quick installation

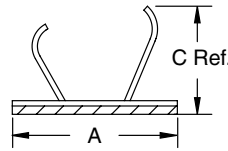


Figure 1

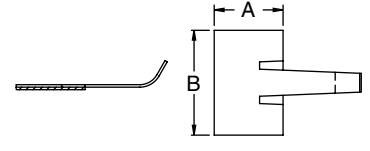
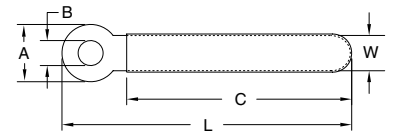


Figure 2

| Item No. | Figure | Ø Max Bundle | | A | | B Base Depth | | Bulk Pack Qty |
|----------|--------|--------------|-----|------|------|--------------|------|---------------|
| | | in | mm | in | mm | in | mm | |
| ASK-3 | 1 | 0.234 | 6.0 | 0.44 | 11.3 | 0.66 | 16.8 | 250 |
| ASK-6 | 1 | 0.375 | 9.5 | 0.62 | 15.7 | 0.74 | 18.8 | 250 |
| RAK-1 | 2 | 0.234 | 6.0 | 0.44 | 11.3 | 0.67 | 17.1 | 250 |
| RAK-2 | 2 | 0.375 | 9.5 | 0.64 | 16.3 | 0.76 | 19.3 | 250 |

VCC Series Vinyl Coated Adjustable Steel Clamp



Specifications:

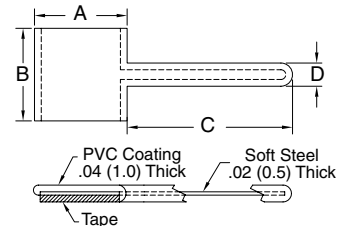

- Material: PVC Coated Soft Steel
- Color: Body - Steel Coating - Black

Features:

- For bundling and clamping cable or tubing securely
- Vinyl coating grips and insulates the cable
- Easily bends and forms to desired shape for varying holding diameters

| Item No. | Ø Bundle | | C Ref. | | L Ref. | | W Ref. | | A | | Ø B | | Pack Qty | Bulk Pack Qty |
|------------|----------|------|--------|-------|--------|-------|--------|-----|-------|-----|-------|-----|----------|---------------|
| | in | mm | in | mm | in | mm | in | mm | in | mm | in | mm | | |
| VCC-83028 | 0.22 | 5.7 | 0.71 | 18.0 | 1.10 | 28.0 | 0.12 | 3.0 | 0.315 | 8.0 | 0.118 | 3.0 | 1 | 1000 |
| VCC-83535 | 0.31 | 7.9 | 0.98 | 25.0 | 1.34 | 35.0 | 0.20 | 5.0 | 0.315 | 8.0 | 0.138 | 3.5 | 1 | 1000 |
| VCC-83540 | 0.37 | 9.5 | 1.18 | 30.0 | 1.57 | 40.0 | 0.12 | 3.0 | 0.315 | 8.0 | 0.138 | 3.5 | 1 | 1000 |
| VCC-63048 | 0.50 | 12.7 | 1.57 | 40.0 | 1.89 | 48.0 | 0.08 | 2.0 | 0.236 | 6.0 | 0.118 | 3.0 | 1 | 1000 |
| VCC-84554 | 0.52 | 13.3 | 1.65 | 42.0 | 2.13 | 54.0 | 0.19 | 4.8 | 0.315 | 8.0 | 0.177 | 4.5 | 1 | 1000 |
| VCC-63254 | 0.57 | 14.6 | 1.81 | 46.0 | 2.13 | 54.0 | 0.14 | 3.6 | 0.236 | 6.0 | 0.126 | 3.2 | 1 | 1000 |
| VCC-83664 | 0.66 | 16.9 | 2.09 | 53.0 | 2.52 | 64.0 | 0.20 | 5.0 | 0.315 | 8.0 | 0.161 | 4.1 | 1 | 1000 |
| VCC-84576 | 0.81 | 20.7 | 2.56 | 65.0 | 2.99 | 76.0 | 0.18 | 4.5 | 0.315 | 8.0 | 0.177 | 4.5 | 1 | 1000 |
| VCC-84584 | 0.90 | 22.9 | 2.83 | 72.0 | 3.31 | 84.0 | 0.18 | 4.5 | 0.315 | 8.0 | 0.177 | 4.5 | 1 | 1000 |
| VCC-845126 | 1.40 | 35.6 | 4.41 | 112.0 | 4.96 | 126.0 | 0.24 | 6.0 | 0.315 | 8.0 | 0.177 | 4.5 | 1 | 100 |

PCC Series Adhesive Mount Vinyl Coated Adjustable Steel Clamp



Specifications:

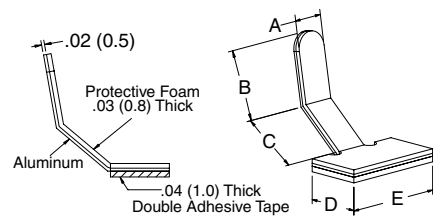
- Material: Soft Steel with PVC Coating
- Color: White

Features:

- Protects and insulates wires or components
- Flexible arm holds flat, round, or oddly shaped components
- Arm may be opened or closed repeatedly and reshaped for varying holding diameters

| Item No. | A Ref. | | B | | C Ref. | | D Ref. | | Bulk Pack Qty |
|----------|--------|------|------|------|--------|------|--------|-----|---------------|
| | in | mm | in | mm | in | mm | in | mm | |
| PCC-5 | 0.31 | 8.0 | 0.31 | 8.0 | 0.59 | 15.0 | 0.08 | 2.1 | 1000 |
| PCC-9 | 0.55 | 14.0 | 0.55 | 14.0 | 0.98 | 25.0 | 0.14 | 3.5 | 500 |
| PCC-12 | 0.75 | 19.0 | 0.75 | 19.0 | 1.58 | 40.0 | 0.16 | 4.0 | 500 |

PFC Series Adhesive Mount Foam Coated Adjustable Steel Clamp



Specifications:

- Material: Foam Coated Aluminum
- Color: Grey Coated

Features:

- Made of aluminum with a protective foam coating on the inside of the clamp that protects cables and fibers
- Flexible arm holds flat, round or oddly shaped components
- Arm may be opened or closed repeatedly and reshaped for varying diameters

| Item No. | A Ref. | | B Ref. | | C Ref. | | D | | E | | Bulk Pack Qty |
|----------|--------|-----|--------|------|--------|------|-------|------|-------|------|---------------|
| | in | mm | in | mm | in | mm | in | mm | in | mm | |
| PFC-25M | 0.189 | 4.8 | 0.494 | 12.6 | 0.437 | 11.1 | 0.397 | 10.1 | 0.751 | 19.1 | 1000 |
| PFC-50M | 0.205 | 5.2 | 0.573 | 14.6 | 0.555 | 14.1 | 0.553 | 14.1 | 0.982 | 25.0 | 1000 |



CABLE CLIPS & CLAMPS

RWS/RWSB Series Round Clamp

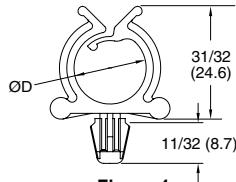


Figure 1

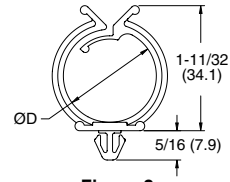


Figure 2

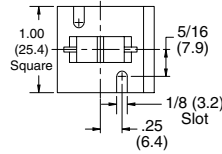


Figure 3



Specifications:

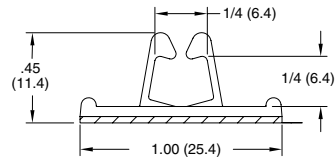

- Material: Nylon 6/6
- Color: See Table

Features:

- Gathers and routes cables and wires
- Push mount design allows for fast installation
- Adhesive base makes installation quick and easy

| Item No. | | Mounting Method | Approval | Figure | Ø D Holding | | Mounting Hole | | Panel Thickness | | Depth | | Color | Bulk Pack Qty |
|----------------|-----------|-----------------|----------|--------|-------------|------|---------------|-----|-----------------|-----------|-------|------|---------|---------------|
| UL94 V-2 | UL94 V-0 | | | | in | mm | in | mm | in | mm | in | mm | | |
| RWS-10-01 | RWS-10-19 | Snap-In | | 1 | 0.625 | 15.9 | Ø 250 | 6.4 | 0.030 - 0.060 | 0.8 - 1.5 | 0.297 | 17.5 | Natural | 1000 |
| RWS-10-01BK | — | Snap-In | | 1 | 0.625 | 15.9 | Ø 250 | 6.4 | 0.030 - 0.060 | 0.8 - 1.5 | 0.297 | 17.5 | Black | 1000 |
| RWS-16-01 | RWS-16-19 | Snap-In | | 2 | 1.000 | 25.4 | .250 Square | 6.4 | 0.058 - 0.064 | 1.5 - 1.6 | 0.297 | 17.5 | Natural | 1000 |
| RWS-16-01BK | — | Snap-In | | 2 | 1.000 | 25.4 | .250 Square | 6.4 | 0.058 - 0.064 | 1.5 - 1.6 | 0.297 | 17.5 | Black | 1000 |
| RWSB-10-01A-RT | — | Adhesive | — | 3 | 0.625 | 15.9 | — | — | — | — | 1.000 | 25.4 | Natural | 1000 |
| RWSB-16-01A-RT | — | Adhesive | — | 3 | 1.000 | 25.4 | — | — | — | — | 1.000 | 25.4 | Natural | 1000 |
| RWSB-10-01 | — | Screw | — | 3 | 0.625 | 15.9 | — | — | — | — | 1.000 | 25.4 | Natural | 1000 |
| RWSB-16-01 | — | Screw | — | 3 | 1.000 | 25.4 | — | — | — | — | 1.000 | 25.4 | Natural | 1000 |

WCB Series Cord Clip On Adhesive Base



Specifications:

- Material: UL94 V-2 Nylon 6/6
- Color: Natural

Features:

- Routes and fastens cords and cables
- Adhesive mount design for quick and easy installation

| Item No. | Approval | Depth | | Bulk Pack Qty |
|----------------|----------|-------|------|---------------|
| | | in | mm | |
| WCB-250-01A-RT | | 0.500 | 12.7 | 1000 |

SCCA/SCCB Series Standoff Cable Clip

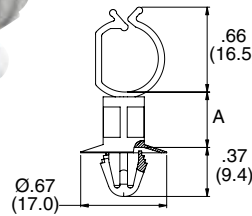


Figure 1

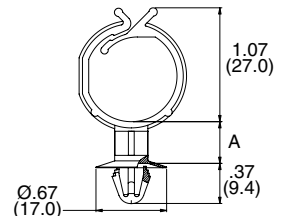


Figure 2

Specifications:

- Material: Nylon 6/6
- Color: Natural
- Mounting Hole: .256 - .276 (6.5 - 7.0)
- Panel Thickness: .024 - 0.079 (0.6 - 2.0)

Features:

- Gathers and routes wires
- Standoff design provides spacing between the wires and chassis

| Item No. | | Figure | Ø Max Bundle | | A | | Bulk Pack Qty |
|-----------|-----------|--------|--------------|------|------|------|---------------|
| UL94 V-2 | UL94 V-0 | | in | mm | in | mm | |
| SCCA-1-01 | SCCA-1-19 | 1 | 0.87 | 22.0 | 0.16 | 4.0 | 1000 |
| SCCA-2-01 | SCCA-2-19 | 1 | 0.87 | 22.0 | 0.24 | 6.0 | 1000 |
| SCCA-3-01 | SCCA-3-19 | 1 | 0.87 | 22.0 | 0.32 | 8.0 | 1000 |
| SCCA-4-01 | — | 1 | 0.87 | 22.0 | 0.39 | 10.0 | 1000 |
| SCCA-5-01 | SCCA-5-19 | 1 | 0.87 | 22.0 | 0.47 | 12.0 | 1000 |
| SCCB-1-01 | SCCB-1-19 | 2 | 0.43 | 11.0 | 0.16 | 4.0 | 1000 |
| SCCB-2-01 | — | 2 | 0.43 | 11.0 | 0.24 | 6.0 | 1000 |
| SCCB-3-01 | SCCB-3-19 | 2 | 0.43 | 11.0 | 0.32 | 8.0 | 1000 |
| SCCB-4-01 | — | 2 | 0.43 | 11.0 | 0.39 | 10.0 | 1000 |
| SCCB-5-01 | SCCB-5-19 | 2 | 0.43 | 11.0 | 0.47 | 12.0 | 1000 |
| SCCB-6-01 | — | 2 | 0.43 | 11.0 | 1.18 | 30.0 | 1000 |

CABLE CLIPS & CLAMPS



SLCS/SLCSE Series Standoff Locking Clip

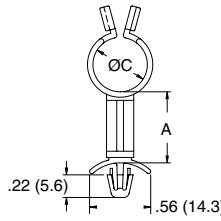


Figure 1

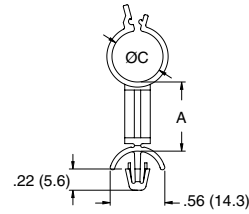


Figure 2



Specifications:

- Material: UL94 V-2 Nylon 6/6
- Color: Natural
- Mounting Hole: .187 (4.8)
- SLCS/SLCSE Panel Thickness: 0.031 - 0.078 (0.8 - 2.0)
- SLCSE2 Panel Thickness: 0.078 - 0.160 (2.0 - 4.0)

Features:

- Gathers and routes wires
- Easy locking design makes it easy to open and close with very little effort
- Standoff design provides spacing between the wires and the chassis

| Item No. | Approval | Figure | A | | Ø C Max Bundle | | Bulk Pack Qty |
|----------------|----------|--------|-------|------|----------------|------|---------------|
| | | | in | mm | in | mm | |
| SLCS-250-3-01 | RU | 1 | 0.187 | 4.8 | 0.187 | 4.8 | 1000 |
| SLCS-250-4-01 | RU | 1 | 0.250 | 6.4 | 0.187 | 4.8 | 1000 |
| SLCS-250-6-01 | RU | 1 | 0.375 | 9.5 | 0.187 | 4.8 | 1000 |
| SLCS-250-8-01 | RU | 1 | 0.500 | 12.7 | 0.187 | 4.8 | 1000 |
| SLCS-250-16-01 | RU | 1 | 1.000 | 25.4 | 0.187 | 4.8 | 1000 |
| SLCS-370-3-01 | RU | 1 | 0.187 | 4.8 | 0.312 | 7.9 | 1000 |
| SLCS-370-4-01 | RU | 1 | 0.250 | 6.4 | 0.312 | 7.9 | 1000 |
| SLCS-370-6-01 | RU | 1 | 0.375 | 9.5 | 0.312 | 7.9 | 1000 |
| SLCS-370-8-01 | RU | 1 | 0.500 | 12.7 | 0.312 | 7.9 | 1000 |
| SLCS-370-16-01 | RU | 1 | 1.000 | 25.4 | 0.312 | 7.9 | 1000 |
| SLCS-500-3-01 | RU | 1 | 0.187 | 4.8 | 0.437 | 11.1 | 1000 |
| SLCS-500-4-01 | RU | 1 | 0.250 | 6.4 | 0.437 | 11.1 | 1000 |
| SLCS-500-6-01 | RU | 1 | 0.375 | 9.5 | 0.437 | 11.1 | 1000 |
| SLCS-500-8-01 | RU | 1 | 0.500 | 12.7 | 0.437 | 11.1 | 1000 |

| Item No. | Approval | Figure | A | | Ø C Max Bundle | | Bulk Pack Qty |
|-----------------|----------|--------|-------|------|----------------|------|---------------|
| | | | in | mm | in | mm | |
| SLCS-500-16-01 | RU | 1 | 1.000 | 25.4 | 0.437 | 11.1 | 1000 |
| SLCS-750-3-01 | RU | 1 | 0.187 | 4.8 | 0.687 | 17.5 | 1000 |
| SLCS-750-4-01 | RU | 1 | 0.250 | 6.4 | 0.687 | 17.5 | 1000 |
| SLCS-750-6-01 | RU | 1 | 0.375 | 9.5 | 0.687 | 17.5 | 1000 |
| SLCS-750-8-01 | RU | 1 | 0.500 | 12.7 | 0.687 | 17.5 | 1000 |
| SLCS-750-16-01 | RU | 1 | 1.000 | 25.4 | 0.687 | 17.5 | 1000 |
| SLCSE-250-3-01 | RU | 2 | 0.187 | 4.8 | 0.220 | 5.6 | 1000 |
| SLCSE-370-3-01 | RU | 2 | 0.187 | 4.8 | 0.350 | 8.9 | 1000 |
| SLCSE-500-3-01 | RU | 2 | 0.187 | 4.8 | 0.470 | 12.0 | 1000 |
| SLCSE-750-3-01 | RU | 2 | 0.187 | 4.8 | 0.730 | 18.4 | 1000 |
| SLCSE2-250-3-01 | RU | 2 | 0.187 | 4.8 | 0.220 | 5.6 | 1000 |
| SLCSE2-370-3-01 | RU | 2 | 0.187 | 4.8 | 0.350 | 8.9 | 1000 |
| SLCSE2-500-3-01 | RU | 2 | 0.187 | 4.8 | 0.470 | 12.0 | 1000 |
| SLCSE2-750-3-01 | RU | 2 | 0.187 | 4.8 | 0.730 | 18.4 | 1000 |

SHK/SHKE/SHKBS Series Standoff Cable Clip

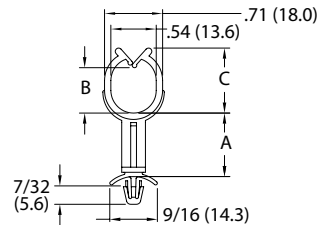


Figure 1

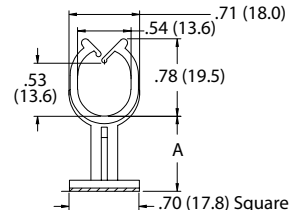


Figure 2

Specifications:

- Material: UL94 V-2 Nylon 6/6
- Color: Natural

Features:

- Gathers and routes wire harnesses
- Standoff design provides spacing between the wire harnesses and the chassis

| Item No. | Approval | Figure | A | | B Ref. | | C Ref. | | Ø Mounting Hole | | Panel Thickness | | Bulk Pack Qty |
|----------------|----------|--------|-------|------|--------|------|--------|------|-----------------|-----|-----------------|-----------|---------------|
| | | | in | mm | in | mm | in | mm | in | mm | in | mm | |
| SHK-6-01 | RU | 1 | 0.375 | 9.5 | 0.540 | 13.6 | 0.770 | 19.5 | 0.187 | 4.8 | 0.031 - 0.78 | 0.8 - 2.0 | 1000 |
| SHK-8-01 | RU | 1 | 0.500 | 12.7 | 0.540 | 13.6 | 0.770 | 19.5 | 0.187 | 4.8 | 0.031 - 0.78 | 0.8 - 2.0 | 1000 |
| SHKE-6-01 | — | 1 | 0.375 | 9.5 | 0.810 | 20.6 | 1.140 | 29.0 | 0.187 | 4.8 | 0.031 - 0.78 | 0.8 - 2.0 | 1000 |
| SHKE-8-01 | — | 1 | 0.500 | 12.7 | 0.810 | 20.6 | 1.140 | 29.0 | 0.187 | 4.8 | 0.031 - 0.78 | 0.8 - 2.0 | 1000 |
| SHKBS-4-01A-RT | — | 2 | 0.250 | 6.4 | — | — | — | — | — | — | — | — | 1000 |
| SHKBS-8-01A-RT | — | 2 | 0.500 | 12.7 | — | — | — | — | — | — | — | — | 1000 |

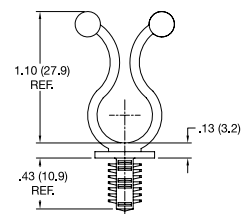
STL-8 Series Standoff Twist Lock

Specifications:

- Material: UL94 V-2 Nylon 6/6
- Color: Natural

Features:

- Lifts wires off board to isolate from other board components
- Cable and wire bundles load and unload with a fingertip twist

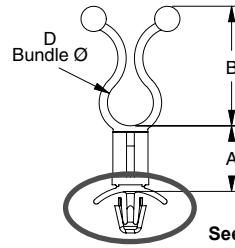


| Item No. | Ø Bundle | | Hole Ø | | Min Board Thickness | | Bulk Pack Qty |
|----------------|---------------|-------------|--------|-----|---------------------|-----|---------------|
| | in | mm | in | mm | in | mm | |
| STL-8-450-2-01 | 0.400 - 0.500 | 10.2 - 12.7 | 0.250 | 6.4 | 0.250 | 7.2 | 1000 |



TWIST TIES

STL Series Standoff Twist Lock



Hole Ø: .187 (4.75)
Panel Thickness:
.031-.078 (0.8-2)

See Individual Styles for Mounting Details

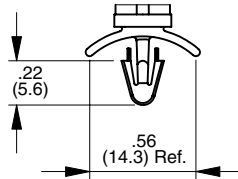
STL Basic Style

Specifications:

- Material: UL94 V-2 Nylon 6/6
- Color: Natural

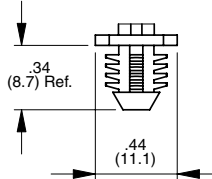
Features:

- Lifts wires off board to isolate from other board components
- Cable and wire bundles load and unload with a fingertip twist
- Four mounting styles



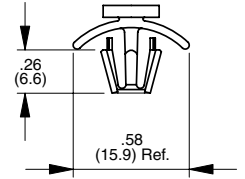
Hole Ø: .156 (4)
Panel Thickness:
.031-.078 (0.8-2)

STL-1



Hole Ø: .312 (7.9)
Panel Thickness:
.250 (7.9) Minimum

STL-3

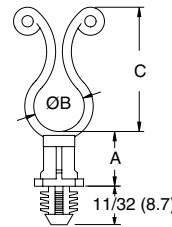


Hole Ø: .236 (6)
Panel Thickness:
.031-.078 (0.8-2)

STL-6

| Item No. | | | | Approval | Ø D Bundle | | A Spacer Length | | B Ref. | | Bulk Pack Qty |
|-----------------|----------------|----------------|----------------|----------|---------------|-------------|-----------------|------|--------|------|---------------|
| STL Basic Style | STL-1 | STL-3 | STL-6 | | in | mm | in | mm | in | mm | |
| STL-250-3-01 | STL-1-250-3-01 | STL-3-250-3-01 | STL-6-250-3-01 | UL | 0.200 - 0.300 | 5.1 - 7.6 | 0.187 | 4.8 | 0.750 | 19.1 | 1000 |
| STL-250-8-01 | STL-1-250-8-01 | STL-3-250-8-01 | STL-6-250-8-01 | UL | 0.200 - 0.300 | 5.1 - 7.6 | 0.500 | 12.7 | 0.750 | 19.1 | 1000 |
| STL-350-3-01 | STL-1-350-3-01 | STL-3-350-3-01 | STL-6-350-3-01 | UL | 0.300 - 0.400 | 7.6 - 10.2 | 0.187 | 4.8 | 0.910 | 23.1 | 1000 |
| STL-350-8-01 | STL-1-350-8-01 | STL-3-350-8-01 | STL-6-350-8-01 | UL | 0.300 - 0.400 | 7.6 - 10.2 | 0.500 | 12.7 | 0.910 | 23.1 | 1000 |
| STL-450-3-01 | STL-1-450-3-01 | STL-3-450-3-01 | STL-6-450-3-01 | UL | 0.400 - 0.500 | 10.2 - 12.7 | 0.187 | 4.8 | 1.090 | 27.7 | 1000 |
| STL-450-8-01 | STL-1-450-8-01 | STL-3-450-8-01 | STL-6-450-8-01 | UL | 0.400 - 0.500 | 10.2 - 12.7 | 0.500 | 12.7 | 1.090 | 27.7 | 1000 |
| STL-600-3-01 | STL-1-600-3-01 | STL-3-600-3-01 | STL-6-600-3-01 | UL | 0.500 - 0.600 | 12.7 - 15.2 | 0.187 | 4.8 | 1.280 | 32.5 | 1000 |
| STL-600-8-01 | STL-1-600-8-01 | STL-3-600-8-01 | STL-6-600-8-01 | UL | 0.500 - 0.600 | 12.7 - 15.2 | 0.500 | 12.7 | 1.280 | 32.5 | 1000 |
| STL-750-3-01 | STL-1-750-3-01 | STL-3-750-3-01 | STL-6-750-3-01 | UL | 0.700 - 0.800 | 17.8 - 20.3 | 0.187 | 4.8 | 1.450 | 36.8 | 1000 |
| STL-750-8-01 | STL-1-750-8-01 | STL-3-750-8-01 | STL-6-750-8-01 | UL | 0.700 - 0.800 | 17.8 - 20.3 | 0.500 | 12.7 | 1.450 | 36.8 | 1000 |

BHKL Series Fir-Tree Curly Lock



Specifications:

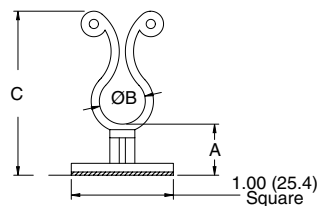
- Material: UL94 V-2 Nylon 6/6
- Color: Natural
- To press fit in a .312 (7.9) Ø hole in a .250 (6.4) minimum panel thickness

Features:

- Ends twist into place with very little effort
- Releasable and reusable for easy wire bundling
- Rounded edges prevent abrasion

| Item No. | Approval | Ø B Bundle | | A | | C Ref. | | Bulk Pack Qty |
|----------------|----------|---------------|-------------|-------|------|--------|------|---------------|
| | | in | mm | in | mm | in | mm | |
| BHKL-350-4-01 | UL | 0.300 - 0.400 | 7.6 - 10.2 | 0.250 | 6.4 | 1.000 | 25.4 | 1000 |
| BHKL-350-10-01 | UL | 0.300 - 0.400 | 7.6 - 10.2 | 0.625 | 15.9 | 1.000 | 25.4 | 1000 |
| BHKL-450-4-01 | UL | 0.400 - 0.500 | 10.2 - 12.7 | 0.250 | 6.4 | 1.125 | 28.6 | 1000 |
| BHKL-450-6-01 | UL | 0.400 - 0.500 | 10.2 - 12.7 | 0.375 | 9.5 | 1.125 | 28.6 | 1000 |
| BHKL-750-4-01 | UL | 0.700 - 0.800 | 17.8 - 20.3 | 0.250 | 6.4 | 1.500 | 38.1 | 1000 |
| BHKL-750-6-01 | UL | 0.700 - 0.800 | 17.8 - 20.3 | 0.375 | 9.5 | 1.500 | 38.1 | 1000 |

KLBS Series Adhesive Mount Standoff Curly Lock



Specifications:

- Material: UL94 V-2 Nylon 6/6
- Color: Natural

Features:

- Ends twist into place with very little effort
- Releasable and reusable for easy wire bundling
- Rounded edges prevent abrasion

| Item No. | Approval | A | | Ø B Bundle | | C Ref. | | Bulk Pack Qty |
|----------------|----------|-------|------|---------------|------------|--------|------|---------------|
| | | in | mm | in | mm | in | mm | |
| KLBS-350-401A | UL | 0.250 | 6.4 | 0.300 - 0.400 | 7.6 - 10.2 | 1.281 | 32.5 | 1000 |
| KLBS-3508-01A | UL | 0.500 | 12.7 | 0.300 - 0.400 | 7.6 - 10.2 | 1.531 | 38.9 | 1000 |
| KLBS-35012-01A | UL | 0.750 | 19.1 | 0.300 - 0.400 | 7.6 - 10.2 | 1.781 | 45.2 | 1000 |
| KLBS-35016-01A | UL | 1.000 | 25.4 | 0.300 - 0.400 | 7.6 - 10.2 | 2.031 | 51.6 | 1000 |



**KLB Series
Adhesive Mount Curly Lock**

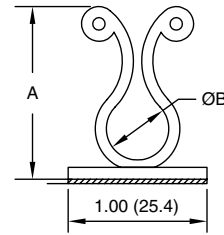


Specifications:

- Material: UL94 V-2 Nylon 6/6
- Color: Natural

Features:

- Cables are locked in place with a fingertip twist
- Cables are easily removable with another fingertip twist
- Quick mounting adhesive base does not require through-hole



| Item No. | Approval | Ø B Bundle | | A Ref. | | Base Depth | | Bulk Pack Qty |
|-------------|----------|---------------|-------------|--------|------|------------|------|---------------|
| | | in | mm | in | mm | in | mm | |
| KLB-350A-RT | | 0.300 - 0.400 | 7.6 - 10.2 | 1.070 | 27.2 | 0.510 | 13.0 | 1000 |
| KLB-450A-RT | | 0.400 - 0.500 | 10.2 - 12.7 | 1.230 | 31.2 | 0.510 | 13.0 | 1000 |
| KLB-750A-RT | | 0.700 - 0.800 | 17.8 - 20.3 | 1.580 | 40.1 | 0.510 | 13.0 | 1000 |

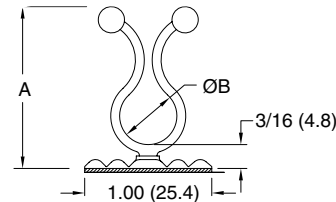
**TLFB Series
Twist Lock on Flexible Adhesive Base**

Specifications:

- Material: UL94 V-2 Nylon 6/6
- Color: Natural

Features:

- Flexible rubber based adhesive base can be mounted onto contoured surfaces
- Cables are locked into place with a fingertip twist



| Item No. | Approval | Ø B Bundle | | A Ref. | | Base Depth | | Bulk Pack Qty |
|---------------|----------|---------------|-------------|--------|------|------------|------|---------------|
| | | in | mm | in | mm | in | mm | |
| TLFB-350-01A1 | | 0.300 - 0.400 | 0.08 - 10.2 | 1.150 | 29.3 | 0.500 | 12.7 | 1000 |
| TLFB-450-01A1 | | 0.400 - 0.500 | 10.2 - 12.7 | 1.270 | 32.3 | 0.500 | 12.7 | 1000 |
| TLFB-750-01A1 | | 0.700 - 0.800 | 17.8 - 20.3 | 1.610 | 40.9 | 0.500 | 12.7 | 1000 |

**TLJ Series
Snap In Twist Lock**

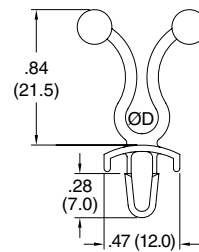


Specifications:

- Material: UL94 V-2 Nylon 6/6
- Color: Natural

Features:

- Ends twist into place with very little effort
- Releasable and reusable for easy wire bundling



| Item No. | Approval | D Ø Bundle | | Ø Mounting Hole | | Panel Thickness | | Bulk Pack Qty |
|------------|----------|-------------|-----------|-----------------|-----|-----------------|-----------|---------------|
| | | In | mm | In | mm | In | mm | |
| TLJ-200-01 | | 0.500-0.600 | 12.7-15.2 | 0.187 | 4.8 | 0.031 - 0.078 | 0.8 - 2.0 | 1000 |

**SKL/SKLO Series
Side Entry & 45° Curly Lock**



Specifications:

- Material: UL94 V-2 Nylon 6/6
- Color: Natural
- Mounting Hole: .187 (4.8)
- Panel Thickness: .031 - .078 (0.8 - 2.0)

Features:

- Gathers and routes wires
- Ends twist into place with very little effort
- Releasable and reusable for easy wire bundling
- Eases installation in hard to reach places

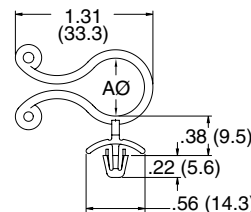


Figure 1

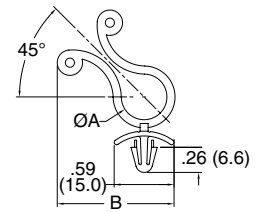


Figure 2

| Item No. | Approval | Figure | Ø A Bundle | | B Ref. | | Bulk Pack Qty |
|-------------|----------|--------|---------------|-------------|--------------|------|---------------|
| | | | in | mm | in | mm | |
| SKLO-550-01 | | 1 | 0.500 - 0.600 | 12.7 - 15.2 | See Figure 1 | | 1000 |
| SKL45-250 | | 2 | 0.150 - 0.250 | 3.8 - 6.35 | 0.980 | 24.9 | 1000 |
| SKL45-350 | | 2 | 0.300 - 0.400 | 7.6 - 10.0 | 1.070 | 27.2 | 1000 |
| SKL45-450 | | 2 | 0.400 - 0.470 | 10.0 - 12.0 | 1.120 | 28.4 | 1000 |



TWIST TIES

KLH/TLH/TLHE Series Screw Mount Hinged Twist Lock

Specifications:

- Material: UL94 V-2 Nylon 6/6
- Color: Natural

Features:

- Ends twist into place with very little effort
- Releasable and reusable for easy wire bundling
- Hinged design makes it easier to adjust your wire angles as needed for the application
- Screw mount design for easy and fast assembly

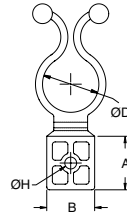


Figure 1

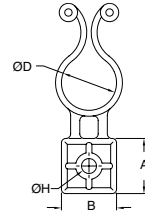


Figure 2



| Item No. | Approval | Ø D Bundle | | Ø H Hole | | Recommended Screw Size | A | | B | | Figure | Bulk Pack Qty |
|---------------|----------|---------------|-------------|----------|-----|------------------------|------|------|------|------|--------|---------------|
| | | in | mm | in | mm | | in | mm | in | mm | | |
| TLH-800-01 | | 0.750 - 0.850 | 19.0 - 21.6 | 0.160 | 4.1 | #6 or M3 | 0.75 | 19.0 | 0.67 | 17.0 | 1 | 1000 |
| TLH-500-01 | — | 0.450 - 0.550 | 11.4 - 14.0 | 0.170 | 4.2 | #8 or M4 | 0.56 | 14.2 | 0.55 | 14.0 | 1 | 1000 |
| TLHE-1-750-01 | — | 0.700 - 0.800 | 17.8 - 20.3 | 0.204 | 5.2 | #10 or M5 | 0.75 | 19.0 | 0.67 | 17.0 | 1 | 1000 |
| KLH-750-01 | | 0.700 - 0.800 | 17.8 - 20.3 | 0.204 | 5.2 | #10 or M5 | 0.75 | 19.0 | 0.75 | 19.0 | 2 | 1000 |

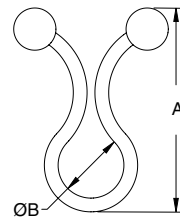
TL/TT Series Twist Lock

Specifications:

- Material: UL94 V-2 Nylon 6/6
- Color: Natural

Features:

- Ends twist into place with very little effort
- Releasable and reusable for easy wire bundling
- Smooth ball shaped ends won't cut into wire or cable insulation



| Item No. | Approval | Ø B Bundle | | A Ref. | | Bulk Pack Qty |
|----------|----------|---------------|-------------|--------|------|---------------|
| | | in | mm | in | mm | |
| TT001A | — | 0.150 - 0.190 | 3.8 - 4.8 | 0.85 | 21.6 | 100 |
| TL-250 | | 0.200 - 0.300 | 5.1 - 7.6 | 0.90 | 22.9 | 1000 |
| TL-350 | | 0.300 - 0.400 | 7.6 - 10.2 | 1.03 | 26.1 | 1000 |
| TL-450 | | 0.400 - 0.500 | 10.2 - 12.7 | 1.20 | 30.5 | 1000 |
| TL-600 | | 0.550 - 0.650 | 14.0 - 16.5 | 1.33 | 33.7 | 1000 |
| TL-750 | | 0.700 - 0.800 | 17.8 - 20.3 | 1.55 | 39.4 | 1000 |
| TL-950 | | Max 1.000 | 25.4 | 1.70 | 43.4 | 1000 |
| TL-1125 | | Max 1.187 | 30.2 | 2.19 | 55.6 | 1000 |
| TL-1375 | | Max 1.437 | 36.5 | 2.68 | 68.1 | 1000 |
| TL-1500 | | Max 1.562 | 39.7 | 2.93 | 74.4 | 1000 |
| TL-1750 | | Max 1.812 | 46.0 | 3.45 | 87.6 | 1000 |

KL Series Curly Lock

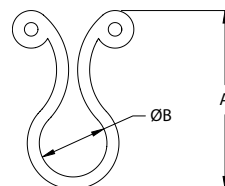


Specifications:

- Material: UL94 V-2 Nylon 6/6
- Color: Natural

Features:

- Ends twist into place with very little effort
- Releasable and reusable for easy wire bundling
- Rounded edges prevent abrasion

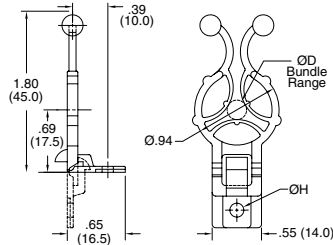


| Item No. | Approval | Ø B Bundle | | A Ref. | | Bulk Pack Qty |
|----------|----------|---------------|-------------|--------|------|---------------|
| | | in | mm | in | mm | |
| KL-125 | | 0.125 - 0.150 | 3.2 - 3.8 | 0.48 | 12.2 | 1000 |
| KL-200 | | 0.160 - 0.240 | 4.1 - 6.1 | 0.82 | 20.7 | 1000 |
| KL-250 | | 0.200 - 0.300 | 5.1 - 7.6 | 0.91 | 23.0 | 1000 |
| KL-350 | | 0.300 - 0.400 | 7.6 - 10.2 | 1.03 | 26.2 | 1000 |
| KL-450 | | 0.400 - 0.500 | 10.2 - 12.7 | 1.20 | 30.5 | 1000 |
| KL-600 | | 0.550 - 0.650 | 14.0 - 16.5 | 1.25 | 31.8 | 1000 |
| KL-750 | | 0.700 - 0.800 | 17.8 - 20.3 | 1.52 | 38.6 | 1000 |
| KL-950 | | 0.900 - 1.000 | 22.9 - 25.4 | 1.75 | 44.5 | 1000 |

TWIST TIES/CABLE CLIPS & CLAMPS



WTLH Series Webbed Hinged Twist Lock



Specifications:

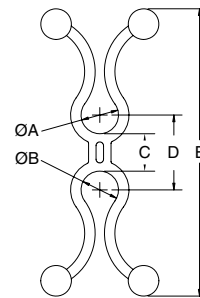
- Material: UL94 V-2 Nylon 6/6
- Color: Natural

Features:

- Once clamp is hinged, it locks into position
- Webbed design provides a positive lock

| Item No. | Ø Bundle D | | Ø H Hole | | Recommended Screw Size | Bulk Pack Qty |
|-----------------|---------------|------------|----------|-----|------------------------|---------------|
| | in | mm | in | mm | | |
| WTLH90-300-4-01 | 0.140 - 0.480 | 3.6 - 12.2 | 0.130 | 3.3 | #4 or M3 | 500 |
| WTLH90-300-6-01 | 0.140 - 0.480 | 3.6 - 12.2 | 0.150 | 3.8 | #6 or M3.5 | 500 |
| WTLH90300-M4-01 | 0.140 - 0.480 | 3.6 - 12.2 | 0.170 | 4.3 | #8 or M4 | 500 |

DTL Series Dual Twist Lock



Specifications:

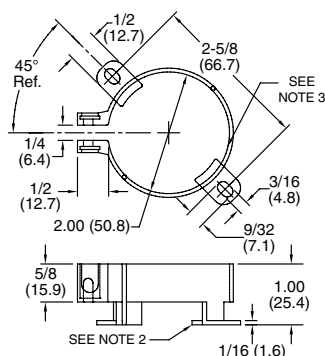
- Material: UL94 V-2 Nylon 6/6
- Color: Natural

Features:

- Routes and separates two bundles
- Six bundle diameter ranges; from .20" - .80"
- Three spacer lengths; 1/4", 3/4" and 1-1/4"
- Cables are locked in place with a fingertip twist

| Item No. | Ø A and Ø B Bundle | | C | | D Ref. | | E Ref. | | Bulk Pack Qty |
|---------------|--------------------|-------------|-------|------|--------|------|--------|-------|---------------|
| | in | mm | in | mm | in | mm | in | mm | |
| DTL2525-4-01 | 0.200 - 0.300 | 5.1 - 7.6 | 0.250 | 6.4 | 0.50 | 12.7 | 1.92 | 48.8 | 500 |
| DTL2525-12-01 | 0.200 - 0.300 | 5.1 - 7.6 | 0.750 | 19.1 | 1.00 | 25.4 | 2.42 | 61.5 | 500 |
| DTL2525-20-01 | 0.200 - 0.300 | 5.1 - 7.6 | 1.250 | 31.8 | 1.50 | 38.1 | 2.92 | 74.2 | 500 |
| DTL3535-4-01 | 0.300 - 0.400 | 7.6 - 10.2 | 0.250 | 6.4 | 0.60 | 15.2 | 2.18 | 55.4 | 500 |
| DTL3535-12-01 | 0.300 - 0.400 | 7.6 - 10.2 | 0.750 | 19.1 | 1.10 | 27.9 | 2.68 | 68.1 | 500 |
| DTL3535-20-01 | 0.300 - 0.400 | 7.6 - 10.2 | 1.250 | 31.8 | 1.60 | 40.6 | 3.18 | 80.8 | 500 |
| DTL4545-4-01 | 0.400 - 0.500 | 10.2 - 12.7 | 0.250 | 6.4 | 0.60 | 15.2 | 2.18 | 55.4 | 500 |
| DTL4545-12-01 | 0.400 - 0.500 | 10.2 - 12.7 | 0.750 | 19.1 | 1.10 | 27.9 | 2.68 | 68.1 | 500 |
| DTL4545-20-01 | 0.400 - 0.500 | 10.2 - 12.7 | 1.250 | 31.8 | 1.60 | 40.6 | 3.18 | 80.8 | 500 |
| DTL5555-4-01 | 0.500 - 0.600 | 12.7 - 15.2 | 0.250 | 6.4 | 0.60 | 15.2 | 2.18 | 55.4 | 500 |
| DTL5555-12-01 | 0.500 - 0.600 | 12.7 - 15.2 | 0.750 | 19.1 | 1.10 | 27.9 | 2.68 | 68.1 | 500 |
| DTL5555-20-01 | 0.500 - 0.600 | 12.7 - 15.2 | 1.250 | 31.8 | 1.60 | 40.6 | 3.18 | 80.8 | 500 |
| DTL6565-4-01 | 0.600 - 0.700 | 15.2 - 17.8 | 0.250 | 6.4 | 0.60 | 15.2 | 2.18 | 55.4 | 500 |
| DTL6565-12-01 | 0.600 - 0.700 | 15.2 - 17.8 | 0.750 | 19.1 | 1.10 | 27.9 | 2.68 | 68.1 | 500 |
| DTL6565-20-01 | 0.600 - 0.700 | 15.2 - 17.8 | 1.250 | 31.8 | 1.60 | 40.6 | 3.18 | 80.8 | 500 |
| DTL7575-4-01 | 0.700 - 0.800 | 17.8 - 20.3 | 0.250 | 6.4 | 1.00 | 25.4 | 3.10 | 78.7 | 500 |
| DTL7575-12-01 | 0.700 - 0.800 | 17.8 - 20.3 | 0.750 | 19.1 | 1.50 | 38.1 | 3.60 | 91.4 | 500 |
| DTL7575-20-01 | 0.700 - 0.800 | 17.8 - 20.3 | 1.250 | 31.8 | 2.00 | 50.8 | 4.10 | 104.1 | 500 |

SCH/SCHS Series Standoff Capacitor Holder



Specifications:

- Material: UL94 HB Glass Filled Nylon 6/6
- Color: Black

Optional:

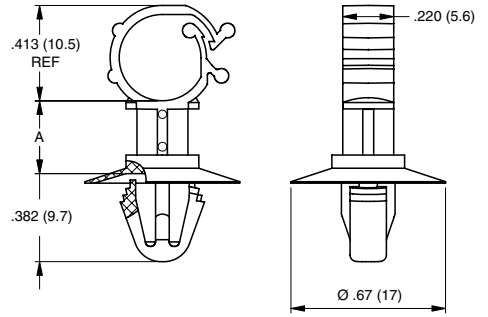
1. Clamping hardware; Screw (S6B) Stainless Steel, Zinc Plating; Quick Nut (QN-6) Spring Steel C1050, Coating: Black Phosphate
2. Spacer to elevate capacitor 3/32 (2.4) from chassis
3. Anti-rotation rib (3 locations)

| Item No. | Description | Bulk Pack Qty |
|----------|---------------------------------------|---------------|
| SCHS-2 | w/ Spacer, w/o Hardware (see 1 above) | 100 |
| SCH-2 | w/o Spacer, w/o Hardware | 100 |
| SCHS-2-H | w/ Spacer, w/ Clamping Hardware | 100 |
| SCH-2-H | w/o Spacer, w/ Clamping Hardware | 100 |



CABLE CLIPS & CLEATS

SCC Series Standoff Cable Clip Side Entry



Specifications:

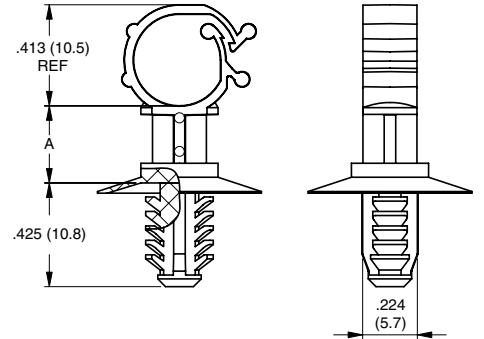
- Material: UL94 V-0 Nylon 6/6
- Color: Natural

Features:

- Different spacer heights to lift cables away from other components
- Cables securely held in place

| Item No. | A | | Ø Mounting Hole | | Panel Thickness Range | | Ø Max Bundle | | Bulk Pack Qty |
|--------------|-------|------|-----------------|-----------|-----------------------|------------|--------------|-----|---------------|
| | in | mm | in | mm | in | mm | in | mm | |
| SCC-SE-4-19 | 0.157 | 4.0 | 0.256 - 0.276 | 6.5 - 7.0 | 0.031 - 0.049 | 0.8 - 1.25 | 0.354 | 9.0 | 1000 |
| SCC-SE-8-19 | 0.315 | 8.0 | 0.256 - 0.276 | 6.5 - 7.0 | 0.031 - 0.049 | 0.8 - 1.25 | 0.354 | 9.0 | 1000 |
| SCC-SE-10-19 | 0.394 | 10.0 | 0.256 - 0.276 | 6.5 - 7.0 | 0.031 - 0.049 | 0.8 - 1.25 | 0.354 | 9.0 | 1000 |
| SCC-SE-12-19 | 0.472 | 12.0 | 0.256 - 0.276 | 6.5 - 7.0 | 0.031 - 0.049 | 0.8 - 1.25 | 0.354 | 9.0 | 1000 |

SCCBH Series Standoff Cable Clip Side Entry



Specifications:

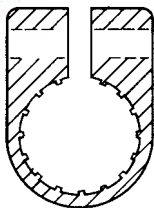
- Material: UL94 V-0 Nylon 6/6
- Color: Natural

Features:

- Different spacer heights to lift cables away from other components
- Cables securely held in place

| Item No. | A | | Ø Mounting Hole | | Min. Panel Thickness | | A | | Ø Max Bundle | | Bulk Pack Qty |
|----------------|-------|------|-----------------|-----|----------------------|-----|-------|------|--------------|-----|---------------|
| | in | mm | in | mm | in | mm | in | mm | in | mm | |
| SCCBH-SE-4-19 | 0.157 | 4.0 | 0.256 | 6.5 | 0.028 | 0.7 | 0.157 | 4.0 | 0.354 | 9.0 | 1000 |
| SCCBH-SE-8-19 | 0.315 | 8.0 | 0.256 | 6.5 | 0.028 | 0.7 | 0.315 | 8.0 | 0.354 | 9.0 | 1000 |
| SCCBH-SE-10-10 | 0.394 | 10.0 | 0.256 | 6.5 | 0.028 | 0.7 | 0.394 | 10.0 | 0.354 | 9.0 | 1000 |
| SCCBH-SE-12-19 | 0.472 | 12.0 | 0.256 | 6.5 | 0.028 | 0.8 | 0.472 | 12.0 | 0.354 | 9.0 | 1000 |

Cable Cleats



Specifications:

- Material: Low-Density Polyethylene
- Color: Black

Features:

- Offers a high-strength cable restraint
- Secures cables from various forces and provides strain relief
- Corrosion resistant

| Item No. | Size | Max. Cable Size | | For Bolt Size | | Bulk Pack Qty |
|----------|------|-----------------|------|---------------|-----|---------------|
| | | in | mm | in | mm | |
| 12875 | 3 | 0.299 | 7.6 | 1/4 | M6 | 100 |
| 12876 | 4 | 0.398 | 10.0 | 1/4 | M6 | 100 |
| 12877 | 5 | 0.500 | 12.7 | 1/4 | M6 | 100 |
| 12848 | 6 | 0.598 | 15.2 | 1/4 | M6 | 100 |
| 12878 | 7 | 0.701 | 17.8 | 1/4 | M6 | 100 |
| 12879 | 8 | 0.799 | 20.3 | 1/4 | M6 | 100 |
| 12880 | 9 | 0.898 | 22.8 | 1/4 | M6 | 100 |
| 12881 | 10 | 1.000 | 25.4 | 1/4 | M6 | 100 |
| 12092 | 11 | 1.098 | 27.9 | 3/8 | M10 | 50 |
| 12882 | 12 | 1.181 | 30.0 | 3/8 | M10 | 50 |
| 12883 | 14 | 1.402 | 35.6 | 3/8 | M10 | 50 |
| 12884 | 16 | 1.598 | 40.6 | 3/8 | M10 | 50 |
| 12885 | 18 | 1.799 | 45.7 | 3/8 | M10 | 50 |
| 12886 | 20 | 1.984 | 50.4 | 3/8 | M10 | 50 |



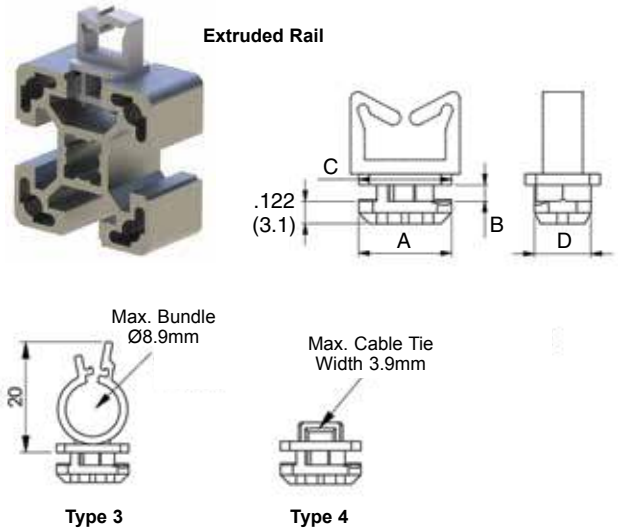
XRC Series
Cable Clips for Extruded Metal Rails

Specifications:

- Material: UL94 V-2 Glass Filled Nylon 6/6
- Color: Natural

Features:

- Several clip styles available
- Available for several different extruded rail sizes
- Two types of mounting; quarter turn or push in



| Item No. | Type | A | | B | | C | | D | | Extruded Rail Size | Bulk Pack Qty |
|-------------|------|-------|------|-------|------|-------|------|-------|-----|--------------------|---------------|
| | | in | mm | in | mm | in | mm | in | mm | | |
| XRC2-WS101 | 1 | 0.394 | 10.0 | 0.063 | 1.6 | 0.394 | 10.0 | 0.228 | 5.8 | 20 x 20 | 1000 |
| XRC3-WS101 | 1 | 0.512 | 13.0 | 0.091 | 2.3 | 0.512 | 13.0 | 0.311 | 7.9 | 30 x 30 | 1000 |
| XRC4-WS101 | 1 | 0.630 | 16.0 | 0.242 | 6.2 | 0.630 | 16.0 | 0.386 | 9.8 | 40 x 40 | 1000 |
| XRC2-LWS01 | 2 | 0.394 | 10.0 | 0.063 | 1.6 | 0.394 | 10.0 | 0.228 | 5.8 | 20 x 20 | 1000 |
| XRC3-LWS01 | 2 | 0.512 | 13.0 | 0.091 | 2.3 | 0.512 | 13.0 | 0.311 | 7.9 | 30 x 30 | 1000 |
| XRC4-LWS01 | 2 | 0.630 | 16.0 | 0.242 | 6.2 | 0.630 | 16.0 | 0.386 | 9.8 | 40 x 40 | 1000 |
| XRC2-WSLT01 | 3 | 0.394 | 10.0 | 0.063 | 1.6 | 0.394 | 10.0 | 0.228 | 5.8 | 20 x 20 | 1000 |
| XRC3-WSLT01 | 3 | 0.512 | 13.0 | 0.091 | 2.3 | 0.512 | 13.0 | 0.311 | 7.9 | 30 x 30 | 1000 |
| XRC4-WSLT01 | 3 | 0.630 | 16.0 | 0.242 | 6.2 | 0.630 | 16.0 | 0.386 | 9.8 | 40 x 40 | 1000 |
| XRC2-TH01 | 4 | 0.394 | 10.0 | 0.063 | 1.6 | 0.394 | 10.0 | 0.228 | 5.8 | 20 x 20 | 1000 |
| XRC3-TH01 | 4 | 0.512 | 13.0 | 0.091 | 2.3 | 0.512 | 13.0 | 0.311 | 7.9 | 30 x 30 | 1000 |
| XRC4-TH01 | 4 | 0.630 | 16.0 | 0.242 | 6.15 | 0.630 | 16.0 | 0.386 | 9.8 | 40 x 40 | 1000 |

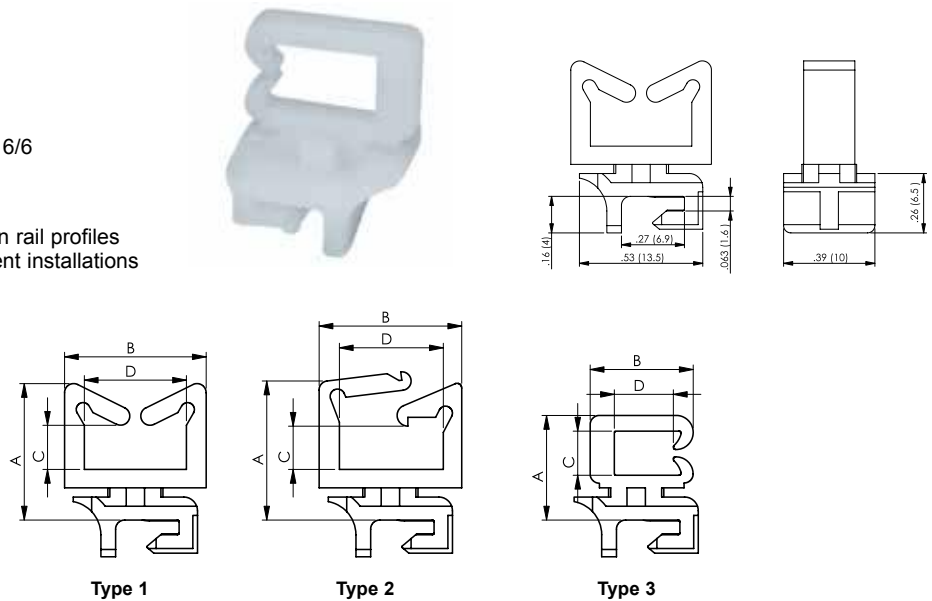
DRC Series
DIN Rail Wire Saddles

Specifications:

- Material: UL94 V-2 Nylon 6/6
- Color: Natural

Features:

- For use in all common DIN rail profiles
- Can be retrofitted to current installations



| Item No. | Type | A | | B | | C | | D | | Din Rail Style | Bulk Pack Qty |
|------------|------|-------|------|-------|------|-------|-----|-------|------|-----------------|---------------|
| | | in | mm | in | mm | in | mm | in | mm | | |
| DRCC-WS01 | 1 | 0.583 | 14.8 | 0.606 | 15.4 | 0.189 | 4.8 | 0.437 | 11.1 | C-Profile | 1000 |
| DRCC-LWS01 | 2 | 0.594 | 15.1 | 0.610 | 15.5 | 0.142 | 3.6 | 0.445 | 11.3 | C-Profile | 1000 |
| DRCC-SEC01 | 3 | 0.449 | 11.4 | 0.441 | 11.2 | 0.189 | 4.8 | 0.252 | 6.4 | C-Profile | 1000 |
| DRCT-WS01 | 1 | 0.583 | 14.8 | 0.606 | 15.4 | 0.189 | 4.8 | 0.437 | 11.1 | Top Hat Profile | 1000 |
| DRCT-LWS01 | 2 | 0.594 | 15.1 | 0.610 | 15.5 | 0.142 | 3.6 | 0.445 | 11.3 | Top Hat Profile | 1000 |
| DRCT-SEC01 | 3 | 0.449 | 11.4 | 0.441 | 11.2 | 0.189 | 4.8 | 0.252 | 6.4 | Top Hat Profile | 1000 |
| DRCG-WS01 | 1 | 0.583 | 14.8 | 0.606 | 15.4 | 0.189 | 4.8 | 0.437 | 11.1 | G-Profile | 1000 |
| DRCG-LWS01 | 2 | 0.594 | 15.1 | 0.610 | 15.5 | 0.142 | 3.6 | 0.445 | 11.3 | G-Profile | 1000 |
| DRCG-SEC01 | 3 | 0.449 | 11.4 | 0.441 | 11.2 | 0.189 | 4.8 | 0.252 | 6.4 | G-Profile | 1000 |



WIRE SADDLES

WS-SR/LWS-SR Series Wire Saddle - Snap Rivet Mount

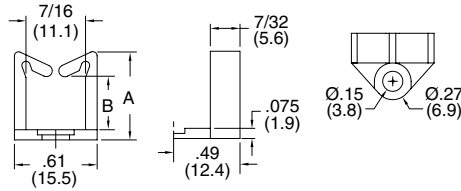


Figure 1

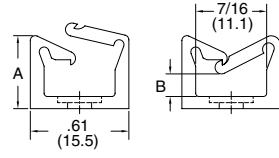


Figure 2



Specifications:

- Material: UL94 V-2 Nylon 6/6
- Color: Natural

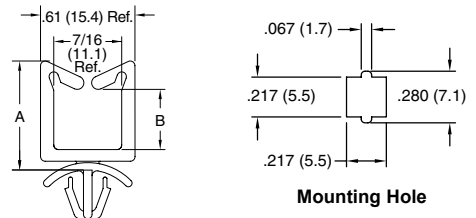
Features:

- Designed to mount easily on chassis with plastic SR rivet (See Table) or a #6 screw
- Allows mounting to a wide range of panel thicknesses; up to 0.219" thick

| Use Essentra Rivet Number | Chassis Thickness Range | |
|---------------------------|-------------------------|-----------|
| | in | mm |
| SR-3535 | 0.010 - 0.046 | 0.3 - 1.2 |
| SR-3545 | 0.046 - 0.081 | 1.2 - 2.1 |
| SR-3550 | 0.069 - 0.105 | 1.8 - 2.7 |
| SR-3555 | 0.081 - 0.120 | 2.1 - 3.7 |
| SR-3560 | 0.109 - 0.144 | 2.8 - 3.7 |
| SR-3570 | 0.140 - 0.180 | 3.6 - 4.6 |
| SR-3580 | 0.180 - 0.219 | 4.6 - 5.6 |

| Item No. | Figure | A | | B | | Ø Mounting Hole | | Bulk Pack Qty |
|-------------|--------|------|------|------|------|-----------------|-----------|---------------|
| | | in | mm | in | mm | in | mm | |
| WS-SR-1-01 | 1 | 0.45 | 11.4 | 0.17 | 4.3 | 0.142 - 0.146 | 3.6 - 3.7 | 1000 |
| LWS-SR-1-01 | 2 | 0.45 | 11.4 | 0.14 | 3.6 | 0.142 - 0.146 | 3.6 - 3.7 | 1000 |
| WS-SR-2-01 | 1 | 0.64 | 16.3 | 0.36 | 9.1 | 0.142 - 0.146 | 3.6 - 3.7 | 1000 |
| LWS-SR-2-01 | 2 | 0.64 | 16.3 | 0.34 | 8.6 | 0.142 - 0.146 | 3.6 - 3.7 | 1000 |
| WS-SR-3-01 | 1 | 1.00 | 25.4 | 0.73 | 18.5 | 0.142 - 0.146 | 3.6 - 3.7 | 1000 |
| LWS-SR-3-01 | 2 | 1.00 | 25.4 | 0.72 | 18.3 | 0.142 - 0.146 | 3.6 - 3.7 | 1000 |
| WS-SR-4-01 | 1 | 1.31 | 33.3 | 1.04 | 26.4 | 0.142 - 0.146 | 3.6 - 3.7 | 1000 |
| LWS-SR-4-01 | 2 | 1.31 | 33.3 | 1.00 | 25.4 | 0.142 - 0.146 | 3.6 - 3.7 | 1000 |

WS-SH Series Wire Saddle - Square Hole Mount



Specifications:

- Material: Nylon 6/6
- Color: Natural

Features:

- Mounts into a square hole to prevent rotation

| Item No. | | Approval | Panel Thickness | | A Ref. | | B Ref. | | Depth | | Bulk Pack Qty |
|------------|------------|----------|-----------------|-----------|--------|------|--------|------|-------|-----|---------------|
| UL94 V-2 | UL94 V-0 | | in | mm | in | mm | in | mm | in | mm | |
| WS-SH-1-01 | WS-SH-1-19 | UL | 0.031 - 0.078 | 0.8 - 2.0 | 0.51 | 13.0 | 0.19 | 4.8 | 0.219 | 5.6 | 1000 |
| WS-SH-2-01 | WS-SH-2-19 | UL | 0.031 - 0.078 | 0.8 - 2.0 | 0.70 | 17.8 | 0.39 | 10.0 | 0.219 | 5.6 | 1000 |
| WS-SH-3-01 | WS-SH-3-19 | UL | 0.031 - 0.078 | 0.8 - 2.0 | 1.06 | 26.9 | 0.75 | 19.1 | 0.219 | 5.6 | 1000 |
| WS-SH-4-01 | WS-SH-4-19 | UL | 0.031 - 0.078 | 0.8 - 2.0 | 1.37 | 34.8 | 1.07 | 27.2 | 0.219 | 5.6 | 1000 |

ESSENTIAL SOLUTIONS

DELIVERED



VISIT OUR WEBSITE
www.essentracomponents.com



GIVE US A CALL
800 847 0486



SEND US AN EMAIL
sales@essentracomponents.com



SEND US A FAX
866 561 6617



WS-SE Series
Wire Saddle - Side Entry

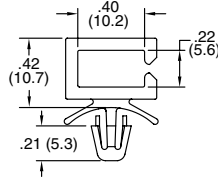


Figure 1

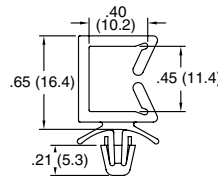


Figure 2

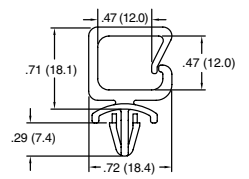


Figure 3

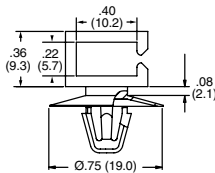


Figure 4

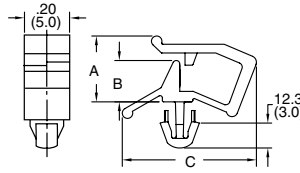


Figure 5

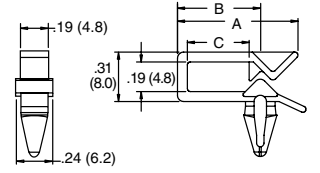


Figure 6

Specifications:

- Material: Nylon 6/6
- Color: Natural

Features:

- Gathers and routes single or groups of wires and cables
- Side entry provides low height where clearance is a problem

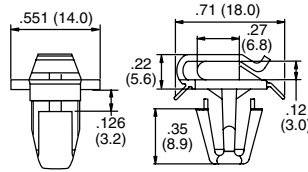


Figure 7

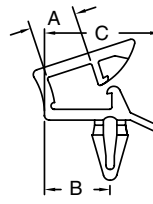


Figure 8

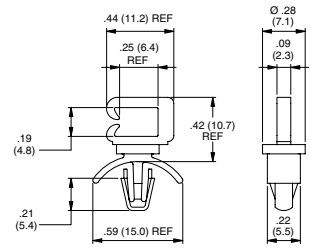
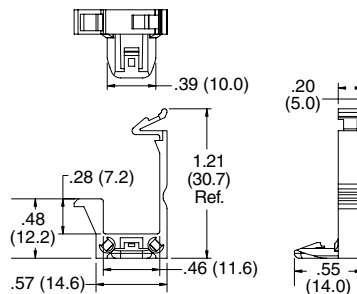


Figure 9

| Item No. | | Approval | Figure | A Ref. | | B | | C Ref. | | Ø Mounting Hole | | Panel Thickness | | Bulk Pack Qty |
|--------------|--------------|----------|--------|--------|------|------|------|--------|------|-----------------|-----|-----------------|-----------|---------------|
| UL94 V-2 | UL94 V-0 | | | in | mm | in | mm | in | mm | in | mm | in | mm | |
| WS-SE-A-1-01 | WS-SE-A-1-19 | — | 1 | — | — | — | — | — | — | 0.187 | 4.8 | 0.031 - 0.078 | 0.8 - 2.0 | 1000 |
| WS-SE-A-2-01 | WS-SE-A-2-19 | — | 2 | — | — | — | — | — | — | 0.187 | 4.8 | 0.031 - 0.078 | 0.8 - 2.0 | 1000 |
| WS-SE-A-3-01 | WS-SE-A-3-19 | — | 3 | — | — | — | — | — | — | 0.187 | 4.8 | 0.024 - 0.071 | 0.6 - 1.8 | 1000 |
| WS-SE-A-4-01 | WS-SE-A-4-19 | — | 4 | — | — | — | — | — | — | 0.256 | 6.5 | 0.031 - 0.078 | 0.8 - 2.0 | 1000 |
| WS-SE1-1-01 | — | UL | 5 | 0.19 | 4.8 | 0.09 | 2.4 | 0.50 | 12.7 | 0.138 | 3.5 | 0.020 - 0.063 | 0.5 - 1.6 | 1000 |
| WS-SE1-2-01 | — | UL | 5 | 0.26 | 6.7 | 0.16 | 4.2 | 0.59 | 15.1 | 0.138 | 3.5 | 0.020 - 0.063 | 0.5 - 1.6 | 1000 |
| WS-SE1-3-01 | — | UL | 5 | 0.34 | 8.5 | 0.23 | 5.7 | 0.81 | 20.3 | 0.138 | 3.5 | 0.020 - 0.063 | 0.5 - 1.6 | 1000 |
| WS-SE2-1-01 | — | UL | 6 | 0.65 | 16.6 | 0.41 | 10.5 | 0.28 | 7.1 | 0.187 | 4.8 | 0.020 - 0.063 | 0.5 - 1.6 | 1000 |
| WS-SE2-2-01 | — | UL | 6 | 0.77 | 19.5 | 0.53 | 13.4 | 0.39 | 10.0 | 0.187 | 4.8 | 0.020 - 0.063 | 0.5 - 1.6 | 1000 |
| WS-SE3-1-01 | — | — | 7 | — | — | — | — | — | — | 0.314 | 8.0 | 0.062 - 0.102 | 1.6 - 2.6 | 1000 |
| LWS-SE2-1-01 | — | UL | 8 | 0.27 | 6.9 | 0.38 | 9.7 | 0.67 | 17.0 | 0.187 | 4.8 | 0.020 - 0.063 | 0.5 - 1.6 | 1000 |
| LWS-SE2-2-01 | — | UL | 8 | 0.40 | 10.2 | 0.53 | 13.5 | 0.8 | 20.8 | 0.187 | 4.8 | 0.020 - 0.063 | 0.5 - 1.6 | 1000 |
| WS-SE-C-1-19 | | — | 9 | — | — | — | — | — | — | 0.187 | 4.8 | 0.031 - 0.078 | 0.8 - 2.0 | 1000 |

SMWSLT Series
Side Mount Wire Saddle

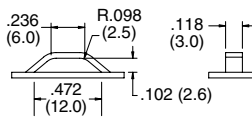


Specifications:

- Material: UL94 V-0 Nylon 6/6
- Color: Natural

Features:

- No protrusion through the chassis
- No risk of rotation
- Easy to install
- Removable by depressing locking tab
- Cables are locked in place yet easily removed



Mounting Dimensions



| Item No. | Bulk Pack Qty |
|-------------|---------------|
| SMWSLT-1-19 | 1000 |



WIRE SADDLES

WS/WWS/WSBH Series Wire Saddle

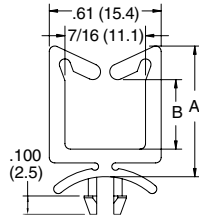



Figure 1

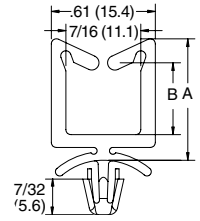


Figure 2

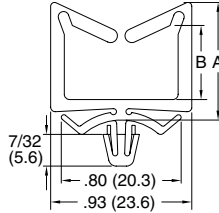


Figure 3

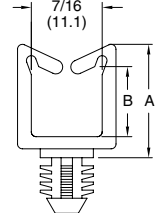


Figure 4

Specifications:

- Material: Nylon 6/6
- Color: Natural
- Depth: 0.22 (5.6)

Features:

- Gathers and routes cables or wires
- WSBH parts are designed to mount in blind holes

| Item No. | | Approval | Figure | A Ref. | | B Ref. | | Ø Mounting Hole | | Panel Thickness | | Bulk Pack Qty |
|-------------|-------------|----------|--------|--------|------|--------|------|-----------------|-----|-----------------|------|---------------|
| UL94V-2 | UL94 V-0 | | | in | mm | in | mm | in | mm | in | mm | |
| WS-1-01 | WS-1-19 | RU | 1 | 0.52 | 13.2 | 0.19 | 4.8 | 0.187 | 4.8 | 0.062 | 1.6 | 1000 |
| WS-A-1-01 | WS-A-1-19 | RU | 2 | 0.52 | 13.2 | 0.19 | 4.8 | 0.187 | 4.8 | 0.062 | 1.6 | 1000 |
| WSBH-1-01 | — | RU | 4 | 0.52 | 13.2 | 0.19 | 4.8 | 0.312 | 7.9 | 0.250 | 6.4 | 1000 |
| WS-2-01 | WS-2-19 | RU | 1 | 0.71 | 18.0 | 0.38 | 9.7 | 0.187 | 4.8 | 0.062 | 1.6 | 1000 |
| WS-A-2-01 | WS-A-2-19 | RU | 2 | 0.71 | 18.0 | 0.38 | 9.7 | 0.187 | 4.8 | 0.062 | 1.6 | 1000 |
| WS-A-2-1-01 | WS-A-2-1-19 | RU | 2 | 0.71 | 18.0 | 0.38 | 9.7 | 0.187 | 4.8 | 0.062 | 1.6 | 1000 |
| WS-A-2-2-01 | WS-A-2-2-19 | RU | 2 | 0.71 | 18.0 | 0.38 | 9.7 | 0.187 | 4.8 | 0.125 | 3.2 | 1000 |
| WSBH-2-01 | — | RU | 4 | 0.71 | 18.0 | 0.38 | 9.7 | 0.312 | 7.9 | 0.250 | 6.4 | 1000 |
| WWS-A-2-01 | WWS-A-2-19 | RU | 3 | 0.77 | 19.6 | 0.50 | 12.7 | 0.187 | 4.8 | 0.047 | 1.19 | 1000 |
| WS-3-01 | WS-3-19 | RU | 1 | 1.07 | 27.2 | 0.74 | 18.8 | 0.187 | 4.8 | 0.062 | 1.6 | 1000 |
| WS-A-3-01 | WS-A-3-19 | RU | 2 | 1.07 | 27.2 | 0.74 | 18.8 | 0.187 | 4.8 | 0.062 | 1.6 | 1000 |
| WS-A-2-3-01 | WS-A-2-3-19 | RU | 2 | 1.07 | 27.2 | 0.74 | 18.8 | 0.187 | 4.8 | 0.125 | 3.2 | 1000 |
| WSBH-3-01 | — | RU | 4 | 1.07 | 27.2 | 0.74 | 18.8 | 0.312 | 7.9 | 0.250 | 6.4 | 1000 |
| WWS-A-3-01 | WWS-A-3-19 | RU | 3 | 1.12 | 28.5 | 0.85 | 21.6 | 0.187 | 4.8 | 0.047 | 1.19 | 1000 |
| WS-4-01 | WS-4-19 | RU | 1 | 1.38 | 35.0 | 1.05 | 26.7 | 0.187 | 4.8 | 0.062 | 1.6 | 1000 |
| WS-A-4-01 | WS-A-4-19 | RU | 2 | 1.38 | 35.0 | 1.05 | 26.7 | 0.187 | 4.8 | 0.062 | 1.6 | 1000 |
| WS-A-2-4-01 | WS-A-2-4-19 | RU | 2 | 1.38 | 35.0 | 1.05 | 26.7 | 0.187 | 4.8 | 0.125 | 3.2 | 1000 |
| WSBH-4-01 | — | RU | 4 | 1.38 | 35.0 | 1.05 | 26.7 | 0.312 | 7.9 | 0.250 | 6.4 | 1000 |

WS-9/LWS-9 Series Quarter-Turn Wire Saddle

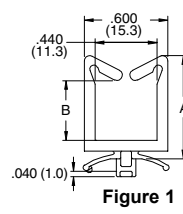


Figure 1

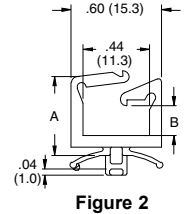
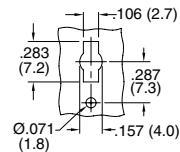


Figure 2



Mounting Hole Detail

Specifications:

- Material: UL94 V-2 Nylon 6/6
- Color: Natural
- Depth: 0.22 (5.6)

Features:

- Easily inserted and removed by turning 90°
- Low protrusion under board, only 1mm
- Available in locking and non-locking styles

| Item No. | Figure | A Ref. | | B Ref. | | Panel Thickness | | Bulk Pack Qty |
|------------|--------|--------|------|--------|------|-----------------|-----------|---------------|
| | | in | mm | in | mm | in | mm | |
| WS-9-1-01 | 1 | 0.51 | 13.0 | 0.19 | 4.8 | 0.031 - 0.063 | 0.8 - 1.6 | 1000 |
| WS-9-2-01 | 1 | 0.70 | 17.8 | 0.39 | 10.0 | 0.031 - 0.063 | 0.8 - 1.6 | 1000 |
| WS-9-3-01 | 1 | 1.06 | 26.9 | 0.75 | 19.1 | 0.031 - 0.063 | 0.8 - 1.6 | 1000 |
| WS-9-4-01 | 1 | 1.37 | 34.8 | 1.07 | 27.2 | 0.031 - 0.063 | 0.8 - 1.6 | 1000 |
| LWS-9-1-01 | 2 | 0.51 | 13.0 | 0.15 | 3.8 | 0.031 - 0.063 | 0.8 - 1.6 | 1000 |
| LWS-9-2-01 | 2 | 0.70 | 17.8 | 0.39 | 9.8 | 0.031 - 0.063 | 0.8 - 1.6 | 1000 |
| LWS-9-3-01 | 2 | 1.06 | 26.9 | 0.75 | 19.1 | 0.031 - 0.063 | 0.8 - 1.6 | 1000 |
| LWS-9-4-01 | 2 | 1.37 | 34.8 | 1.07 | 27.2 | 0.031 - 0.063 | 0.8 - 1.6 | 1000 |

WIRE SADDLES



LWS/WSLT Series
Locking Wire/Cable Saddle

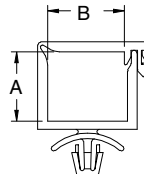


Figure 1

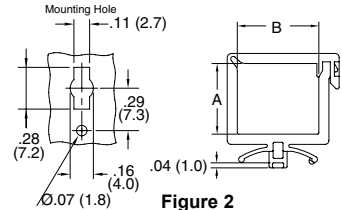


Figure 2

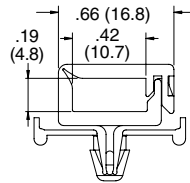


Figure 3

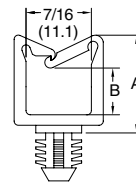


Figure 4

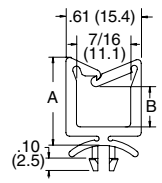


Figure 5

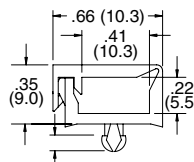


Figure 7

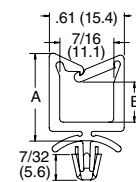


Figure 8

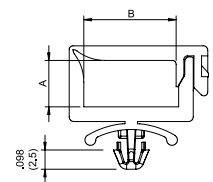


Figure 9

Specifications:

- Material: Nylon 6/6
- Color: Natural

Features:

- Cables are locked in place yet easily removable
- WSLT-9 includes a quarter-turn base
- WSLTRA has a releasable arrow-head for easy removal

| Item No. | | A | B | Ø Mounting Hole | | Panel Thickness | | Bulk Pack Qty | | | | |
|-----------------|-----------------|----|-------|-----------------|-------|-----------------|-------|--------------------------|---------------|---------------|------------|------|
| UL94 V-2 | UL94 V-0 | in | mm | in | mm | in | mm | | | | | |
| • WSLC-1-01 | — | 9 | 0.079 | 6.0 | 0.236 | 6.0 | 0.138 | 3.5 | 0.031 - 0.087 | 0.8 - 2.2 | 1000 | |
| WSLT-3.5-2-1-01 | WSLT-3.5-2-1-19 | UL | 1 | 0.140 | 3.4 | 0.530 | 13.5 | 0.138 | 3.5 | 0.031 - 0.078 | 0.8 - 2.0 | 1000 |
| WSLT-02-1-01 | WSLT-02-1-19 | UL | 1 | 0.140 | 3.4 | 0.530 | 13.5 | 0.187 | 4.8 | 0.031 - 0.078 | 0.8 - 1.98 | 1000 |
| WSLT-9-02-1-01 | — | — | 2 | 0.140 | 3.6 | 0.530 | 13.5 | See Mounting Hole Detail | 0.031 - 0.063 | 0.8 - 1.6 | 1000 | |
| • WSLC-2-01 | — | — | 9 | 0.157 | 4.0 | 0.236 | 6.0 | 0.138 | 3.5 | 0.031 - 0.087 | 0.8 - 2.2 | 1000 |
| • WSLC-3-01 | — | — | 9 | 0.157 | 4.0 | 0.354 | 9.0 | 0.138 | 3.5 | 0.031 - 0.087 | 0.8 - 2.2 | 1000 |
| • WSLC-5-01 | — | — | 9 | 0.157 | 4.0 | 0.472 | 12.0 | 0.138 | 3.5 | 0.031 - 0.087 | 0.8 - 2.2 | 1000 |
| WSLT-01A-01 | WSLT-01A-19 | UL | 1 | 0.190 | 4.8 | 0.420 | 10.7 | 0.187 | 4.8 | 0.031 - 0.078 | 0.8 - 1.98 | 1000 |
| WSLT-9-01A-01 | — | — | 2 | 0.190 | 4.8 | 0.420 | 10.7 | See Mounting Hole Detail | 0.031 - 0.063 | 0.8 - 1.6 | 1000 | |
| • WSLC-4-01 | — | — | 9 | 0.236 | 6.0 | 0.354 | 9.0 | 0.138 | 3.5 | 0.031 - 0.087 | 0.8 - 2.2 | 1000 |
| • WSLC-6-01 | — | — | 9 | 0.236 | 6.0 | 0.472 | 12.0 | 0.138 | 3.5 | 0.031 - 0.087 | 0.8 - 2.2 | 1000 |
| WSLT-01-2-01 | WSLT-01-2-19 | UL | 1 | 0.350 | 8.8 | 0.420 | 10.7 | 0.187 | 4.8 | 0.031 - 0.078 | 0.8 - 1.98 | 1000 |
| WSLT-9-01-2-01 | — | — | 2 | 0.360 | 9.1 | 0.420 | 10.7 | See Mounting Hole Detail | 0.031 - 0.063 | 0.8 - 1.6 | 1000 | |
| WSLT-02A-01 | WSLT-02A-19 | UL | 1 | 0.390 | 10.0 | 0.640 | 16.3 | 0.187 | 4.8 | 0.031 - 0.078 | 0.8 - 1.98 | 1000 |
| WSLT-9-02A-1-01 | — | — | 2 | 0.390 | 10.0 | 0.640 | 16.3 | See Mounting Hole Detail | 0.031 - 0.063 | 0.8 - 1.6 | 1000 | |
| LWS-1-01 | LWS-1-19 | UL | 4 | 0.520 | 13.2 | 0.140 | 3.6 | 0.187 | 4.8 | 0.062 | 1.6 | 1000 |
| LWSBH-1-01 | — | UL | 5 | 0.520 | 13.2 | 0.140 | 3.6 | 0.312 | 7.9 | 0.250 | 6.4 | 1000 |
| LWS-A-1-01 | LWS-A-1-19 | UL | 8 | 0.520 | 13.2 | 0.140 | 3.6 | 0.187 | 4.8 | 0.062 | 1.6 | 1000 |
| LWS-A-2-1-01 | LWS-A-2-1-19 | UL | 8 | 0.520 | 13.2 | 0.140 | 3.6 | 0.187 | 4.8 | 0.125 | 3.2 | 1000 |
| WSLT-03-2-01 | WSLT-03-2-19 | UL | 1 | 0.550 | 14.1 | 0.640 | 16.3 | 0.187 | 4.8 | 0.062 | 1.6 | 1000 |
| WSLT-9-03-2-01 | — | — | 2 | 0.560 | 14.1 | 0.640 | 16.3 | See Mounting Hole Detail | 0.031 - 0.063 | 0.8 - 1.6 | 1000 | |
| LWS-2-01 | LWS-2-19 | UL | 4 | 0.710 | 18.0 | 0.330 | 8.4 | 0.187 | 4.8 | 0.062 | 1.6 | 1000 |
| LWSBH-2-01 | — | UL | 5 | 0.710 | 18.0 | 0.330 | 8.4 | 0.312 | 7.9 | 0.250 | 6.4 | 1000 |
| LWS-A-2-01 | LWS-A-2-19 | UL | 8 | 0.710 | 18.0 | 0.330 | 8.4 | 0.187 | 4.8 | 0.062 | 1.6 | 1000 |
| LWS-A-2-2-01 | LWS-A-2-2-19 | UL | 8 | 0.710 | 18.0 | 0.330 | 8.4 | 0.187 | 4.8 | 0.125 | 3.2 | 1000 |
| WSLT-03-3-01 | WSLT-03-3-19 | UL | 1 | 0.850 | 21.7 | 0.710 | 18.0 | 0.187 | 4.8 | 0.031 - 0.078 | 0.8 - 1.98 | 1000 |
| WSLT-9-03-3-01 | — | — | 2 | 0.850 | 21.7 | 0.710 | 18.0 | See Mounting Hole Detail | 0.031 - 0.063 | 0.8 - 1.6 | 1000 | |
| WSLTRA-1-01 | — | — | 3 | — | — | — | — | 0.187 | 4.8 | 0.062 | 1.6 | 1000 |
| LWS-3-01 | LWS-3-19 | UL | 4 | 1.070 | 27.2 | 0.690 | 17.5 | 0.187 | 4.8 | 0.062 | 1.6 | 1000 |
| LWSBH-3-01 | — | UL | 5 | 1.070 | 27.2 | 0.690 | 17.5 | 0.312 | 7.9 | 0.250 | 6.4 | 1000 |
| LWS-A-3-01 | LWS-A-3-19 | UL | 8 | 1.070 | 27.2 | 0.690 | 17.5 | 0.187 | 4.8 | 0.062 | 1.6 | 1000 |
| LWS-A-2-3-01 | LWS-A-2-3-19 | UL | 8 | 1.070 | 27.2 | 0.690 | 17.5 | 0.187 | 4.8 | 0.125 | 3.2 | 1000 |
| LWS-4-01 | LWS-4-19 | UL | 4 | 1.380 | 35.0 | 1.000 | 25.4 | 0.187 | 4.8 | 0.062 | 1.6 | 1000 |
| LWSBH-4-01 | — | UL | 5 | 1.380 | 35.0 | 1.000 | 25.4 | 0.312 | 7.9 | 0.250 | 6.4 | 1000 |
| WSLT-T-01A-19 | — | — | 7 | — | — | — | — | 0.118 | 3.0 | 0.065 | 1.7 | 1000 |
| LWS-A-4-01 | LWS-A-4-19 | UL | 8 | 1.380 | 35.0 | 1.000 | 25.4 | 0.187 | 4.8 | 0.062 | 1.6 | 1000 |
| LWS-A-2-4-01 | LWS-A-2-4-19 | UL | 8 | 1.380 | 35.0 | 1.000 | 25.4 | 0.187 | 4.8 | 0.125 | 3.2 | 1000 |


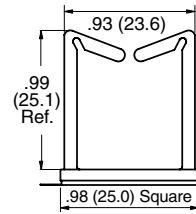


WIRE SADDLES

WWSB Series Wire Saddle on Adhesive Base

- Specifications:
- Material: UL94 HB Nylon 6/6
 - Color: Natural

- Features:
- No through-hole required
 - Large capacity



| Item No. | Bulk Pack Qty |
|----------------|---------------|
| WWSB-3-148A-RT | 500 |

MWSEB/WSB/MWSB/WS-SE-B Series Wire Saddle on Adhesive Base

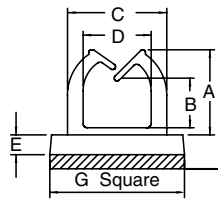


Figure 1

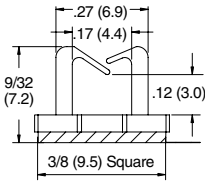


Figure 2

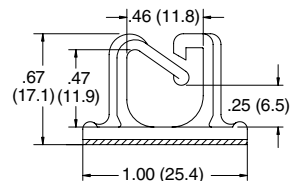


Figure 3

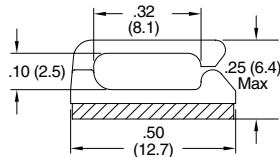


Figure 4

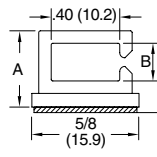


Figure 5

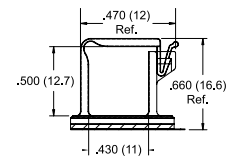


Figure 6

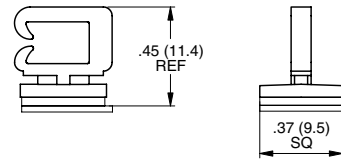


Figure 7

Specifications:

- Material: Nylon 6/6
- Color: Natural

Features:

- Self adhesive wire saddle is designed to support lightweight wire bundles
- Small profile design is ideal for routing fiber

| Item No. | | Approval | Figure | A Ref. | | B Ref. | | C Ref. | | D Ref. | | E Ref. | | G Ref. | | Depth | | Bulk Pack Qty |
|-----------------|-----------------|----------|--------|--------|------|--------|------|--------|------|--------|-----|--------|-----|--------|-------|------------|------|---------------|
| UL94 V-2 | UL94 V-0 | | | in | mm | in | mm | in | mm | in | mm | in | mm | in | mm | in | mm | |
| MWSEB-1-01A-RT | MWSEB-1-19A-RT | UL | 1 | 0.16 | 4.0 | 0.05 | 1.3 | 0.28 | 7.0 | 0.19 | 4.8 | 0.06 | 1.6 | 0.37 | 9.5 | See Fig. 1 | 1000 | |
| MWSEB-2-01A-RT | MWSEB-2-19A-RT | UL | 1 | 0.24 | 6.0 | 0.13 | 3.3 | 0.28 | 7.0 | 0.19 | 4.8 | 0.06 | 1.6 | 0.37 | 9.5 | See Fig. 1 | 1000 | |
| MWSEB-3-01A-RT | MWSEB-3-19A-RT | UL | 1 | 0.29 | 7.3 | 0.12 | 3.0 | 0.35 | 9.0 | 0.26 | 6.6 | 0.08 | 2.0 | 0.50 | 12.7 | See Fig. 1 | 1000 | |
| MWSEB-4-01A-RT | MWSEB-4-19A-RT | UL | 1 | 0.36 | 9.2 | 0.19 | 4.8 | 0.43 | 10.8 | 0.32 | 8.0 | 0.08 | 2.0 | 0.50 | 12.7 | See Fig. 1 | 1000 | |
| MWSEB-5-01A-RT | MWSEB-5-19A-RT | UL | 1 | 0.44 | 11.2 | 0.23 | 5.8 | 0.47 | 11.9 | 0.36 | 9.1 | 0.08 | 2.0 | 0.50 | 12.7 | See Fig. 1 | 1000 | |
| MWSEB-6-01A-RT | MWSEB-6-19A-RT | UL | 1 | 0.51 | 13.0 | 0.33 | 8.4 | 0.47 | 12.0 | 0.36 | 9.2 | 0.08 | 2.0 | 0.50 | 12.7 | See Fig. 1 | 1000 | |
| MWSB-1-01A-RT | MWSB-1-19A-RT | UL | 2 | — | — | — | — | — | — | — | — | — | — | — | — | See Fig. 2 | 1000 | |
| WSB-2-01A-RT | — | UL | 3 | — | — | — | — | — | — | — | — | — | — | — | 0.480 | 12.1 | 1000 | |
| MWSSEB-1-01A-RT | MWSSEB-1-19A-RT | UL | 4 | — | — | — | — | — | — | — | — | — | — | — | 0.375 | 9.5 | 1000 | |
| MWSSEBE-1-01A | MWSSEBE-1-19A | UL | 4 | — | — | — | — | — | — | — | — | — | — | — | 0.500 | 12.7 | 1000 | |
| WS-SE-B-1-01A | — | UL | 5 | 0.45 | 11.4 | 0.22 | 5.6 | — | — | — | — | — | — | — | 0.375 | 9.5 | 1000 | |
| WS-SE-B-2-01A | — | UL | 5 | 0.675 | 17.1 | 0.450 | 11.4 | — | — | — | — | — | — | — | 0.375 | 9.5 | 1000 | |
| — | WSLTB-03A-19A | — | 6 | — | — | — | — | — | — | — | — | — | — | — | 0.750 | 19.0 | 1000 | |
| — | WS-SE-C-19A2-RT | — | 7 | — | — | — | — | — | — | — | — | — | — | — | 0.374 | 9.5 | 1000 | |



OFNS Series
Optical Fiber Wire Saddle

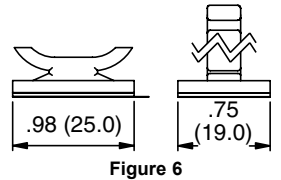
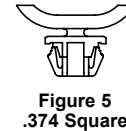
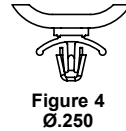
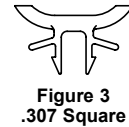
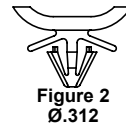
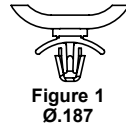
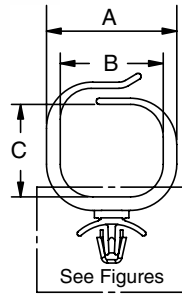


Specifications:

- Material: Nylon 6/6
- Color: Natural

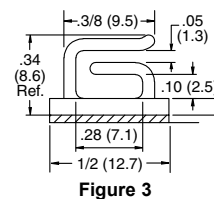
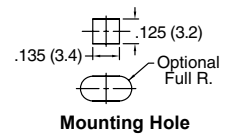
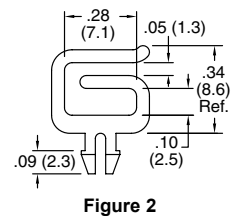
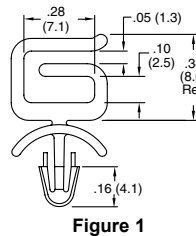
Features:

- No stress is applied to fiber upon entry
- Smooth, rounded corners
- Six mounting styles



| Item No. | | Figure | A Ref. | | B Ref. | | C Ref. | | Ø Mounting Hole | | Panel Thickness | | Depth | | Bulk Pack Qty |
|-----------------|-----------------|--------|--------|------|--------|------|--------|------|-----------------|------------|-----------------|-----------|-------|-----|---------------|
| UL94 V-2 | UL94 V-0 | | in | mm | in | mm | in | mm | in | mm | in | mm | in | mm | |
| OFNS-13-187-01 | OFNS-13-187-19 | 1 | 1.06 | 26.8 | 0.83 | 21.2 | 0.75 | 19.0 | 0.187 | 4.8 | 0.031 - 0.079 | 0.8 - 2.0 | 0.27 | 6.9 | 1000 |
| OFNS-13-312-01 | OFNS-13-312-19 | 2 | 1.06 | 26.8 | 0.83 | 21.2 | 0.75 | 19.0 | 0.312 | 7.9 | 0.031 - 0.063 | 0.8 - 1.6 | 0.27 | 6.9 | 1000 |
| OFNS-13-250-01 | OFNS-13-250-19 | 4 | 1.06 | 26.8 | 0.83 | 21.2 | 0.75 | 19.0 | 0.250 | 6.4 | 0.031 - 0.079 | 0.8 - 2.0 | 0.27 | 6.9 | 1000 |
| OFNS13-S9.5M-01 | OFNS13-S9.5M-19 | 5 | 1.06 | 26.8 | 0.83 | 21.2 | 0.75 | 19.0 | .374 Square | 9.5 Square | 0.031 - 0.079 | 0.8 - 2.0 | 0.27 | 6.9 | 1000 |
| OFNSB-13-01A-RT | OFNSB-13-19A-RT | 6 | 1.06 | 26.8 | 0.83 | 21.2 | 0.75 | 19.0 | Adhesive | Adhesive | Adhesive | Adhesive | 0.27 | 6.9 | 500 |
| OFNS-16-187-01 | OFNS-16-187-19 | 1 | 1.35 | 34.3 | 1.13 | 28.7 | 0.99 | 25.1 | 0.187 | 4.8 | 0.031 - 0.079 | 0.8 - 2.0 | 0.27 | 6.9 | 1000 |
| OFNS-16-312-01 | OFNS-16-312-19 | 2 | 1.35 | 34.3 | 1.13 | 28.7 | 0.99 | 25.1 | 0.312 | 7.9 | 0.031 - 0.063 | 0.8 - 1.6 | 0.27 | 6.9 | 1000 |
| OFNS-16-S307-01 | OFNS-16-S307-19 | 3 | 1.35 | 34.3 | 1.13 | 28.7 | 0.99 | 25.1 | .307 Square | 7.8 Square | 0.031 - 0.079 | 0.8 - 2.0 | 0.27 | 6.9 | 1000 |
| OFNS16-S9.5M-01 | OFNS16-S9.5M-19 | 4 | 1.35 | 34.3 | 1.13 | 28.7 | 0.99 | 25.1 | .374 Square | 9.5 Square | 0.031 - 0.079 | 0.8 - 2.0 | 0.27 | 6.9 | 1000 |
| OFNSB-16-01A-RT | OFNSB-16-19A-RT | 6 | 1.35 | 34.3 | 1.13 | 28.7 | 0.99 | 25.1 | Adhesive | Adhesive | Adhesive | Adhesive | 0.27 | 6.9 | 500 |
| OFNS28-S9.5M-01 | OFNS28-S9.5M-19 | 5 | 1.35 | 34.3 | 1.13 | 28.7 | 0.99 | 25.1 | .374 Square | 9.5 Square | 0.031 - 0.079 | 0.8 - 2.0 | 0.27 | 6.9 | 500 |

MOFNSA/MOFNSP/MOFNSB Series
Mini Optical Fiber Wire Saddle



Specifications:

- Material: Nylon 6/6
- Color: Natural

Features:

- Design eliminates stress to fiber upon entry
- Smooth, rounded corners

| Item No. | | Figure | Ø Mounting Hole | | Panel Thickness | | Depth | | Bulk Pack Qty |
|-----------------|-----------------|--------|-----------------|-----|-----------------|-----|-------|-----|---------------|
| UL94 V-2 | UL94 V-0 | | in | mm | in | mm | in | mm | |
| MOFNSA-2-01 | MOFNSA-2-19 | 1 | 0.125 | 3.2 | 0.093 | 2.4 | 0.125 | 3.2 | 1000 |
| MOFNSP-2-01 | MOFNSP-2-19 | 2 | See Figure 2 | | 0.063 | 1.6 | 0.125 | 3.2 | 1000 |
| MOFNSB-2-01A-RT | MOFNSB-2-19A-RT | 3 | Adhesive Mount | | | | 0.375 | 9.5 | 1000 |



WIRE SADDLES

MWS Series Micro Wire Saddle

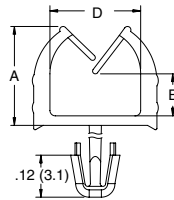


Figure 1

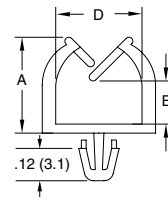


Figure 2

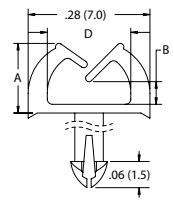


Figure 3

Specifications:

- Material: Nylon 6/6
- Color: Natural

Features:

- Gathers and routes wires
- Small profile is ideal for routing fiber

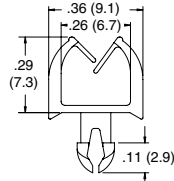


Figure 4

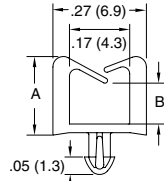


Figure 5

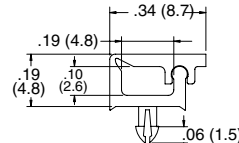


Figure 6

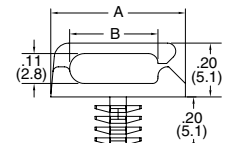


Figure 7

| Item No. | | A Ref. | | B Ref. | | D | | Ø Mounting Hole | | Panel Thickness | | Bulk Pack Qty | | |
|----------------|---------------|----------|--------|--------|------|------|------|-----------------|-------|-----------------|---------------|---------------|------|------|
| UL94 V-2 | UL94 V-0 | Approval | Figure | in | mm | in | mm | in | mm | in | mm | | | |
| MWSET1-1-01 | MWSET1-1-19 | UL | 3 | 0.16 | 4.0 | 0.04 | 0.9 | 0.19 | 4.8 | 0.067 | 1.7 | 0.063 | 1.6 | 1000 |
| MWSET1-1-1-01 | MWSET1-1-1-19 | UL | 3 | 0.16 | 4.0 | 0.04 | 0.9 | 0.190 | 4.8 | 0.067 | 1.7 | 0.093 | 2.4 | 1000 |
| MWS-1-01 | MWS-1-19 | UL | 5 | 0.23 | 5.8 | 0.12 | 3.0 | See Figure 5 | 0.070 | 1.8 | 0.062 | 1.6 | 1000 | |
| MWS1-1-01 | MWS1-1-19 | — | 5 | 0.23 | 5.8 | 0.12 | 3.0 | See Figure 5 | 0.070 | 1.8 | 0.093 | 2.4 | 1000 | |
| MWSET1-2-01 | MWSET1-2-19 | UL | 3 | 0.24 | 6.0 | 0.11 | 2.9 | 0.19 | 4.8 | 0.067 | 1.7 | 0.063 | 1.6 | 1000 |
| MWSET1-2-1-01 | MWSET1-2-1-19 | UL | 3 | 0.24 | 6.0 | 0.11 | 2.9 | 0.19 | 4.8 | 0.067 | 1.7 | 0.093 | 2.4 | 1000 |
| MWSEA1-1-01 | MWSEA1-1-19 | UL | 1 | 0.29 | 7.3 | 0.12 | 3.0 | 0.26 | 6.6 | 0.118 | 3.0 | 0.063 | 1.6 | 1000 |
| MWSEA2-1-01 | MWSEA2-1-19 | UL | 1 | 0.29 | 7.3 | 0.12 | 3.0 | 0.26 | 6.6 | 0.138 | 3.5 | 0.063 | 1.6 | 1000 |
| MWSEA1-1-1-01 | MWSEA1-1-1-19 | UL | 1 | 0.29 | 7.3 | 0.12 | 3.0 | 0.26 | 6.6 | 0.118 | 3.0 | 0.093 | 2.4 | 1000 |
| MWSEA2-1-1-01 | MWSEA2-1-1-19 | UL | 1 | 0.29 | 7.3 | 0.12 | 3.0 | 0.26 | 6.6 | 0.138 | 3.5 | 0.093 | 2.4 | 1000 |
| MWSEA1-2-01 | MWSEA1-2-19 | UL | 1 | 0.36 | 9.1 | 0.16 | 3.9 | 0.32 | 8.1 | 0.118 | 3.0 | 0.063 | 1.6 | 1000 |
| MWSEA2-2-01 | MWSEA2-2-19 | UL | 1 | 0.36 | 9.1 | 0.16 | 3.9 | 0.32 | 8.1 | 0.138 | 3.5 | 0.063 | 1.6 | 1000 |
| MWSEA1-1-2-01 | MWSEA1-1-2-19 | UL | 1 | 0.36 | 9.1 | 0.16 | 3.9 | 0.32 | 8.1 | 0.118 | 3.0 | 0.093 | 2.4 | 1000 |
| MWSEA2-1-2-01 | MWSEA2-1-2-19 | UL | 1 | 0.36 | 9.1 | 0.16 | 3.9 | 0.32 | 8.1 | 0.138 | 3.5 | 0.093 | 2.4 | 1000 |
| MWSEA3-2-01 | MWSEA3-2-19 | UL | 2 | 0.36 | 9.1 | 0.16 | 3.9 | 0.32 | 8.1 | 0.138 | 3.5 | 0.063 | 1.6 | 1000 |
| MWSEA1-3-01 | MWSEA1-3-19 | UL | 1 | 0.44 | 11.2 | 0.24 | 6.0 | 0.36 | 9.1 | 0.118 | 3.0 | 0.063 | 1.6 | 1000 |
| MWSEA2-3-01 | MWSEA2-3-19 | UL | 1 | 0.44 | 11.2 | 0.24 | 6.0 | 0.36 | 9.1 | 0.138 | 3.5 | 0.063 | 1.6 | 1000 |
| MWSEA1-1-3-01 | MWSEA1-1-3-19 | UL | 1 | 0.44 | 11.2 | 0.24 | 6.0 | 0.36 | 9.1 | 0.118 | 3.0 | 0.093 | 2.4 | 1000 |
| MWSEA2-1-3-01 | MWSEA2-1-3-19 | UL | 1 | 0.44 | 11.2 | 0.24 | 6.0 | 0.36 | 9.1 | 0.138 | 3.5 | 0.093 | 2.4 | 1000 |
| — | MWS-2-19 | — | 5 | 0.44 | 11.2 | 0.33 | 8.5 | See Figure 5 | 0.070 | 1.8 | 0.063 | 1.6 | 1000 | |
| — | MWS-3-19 | — | 5 | 0.44 | 11.2 | 0.33 | 8.5 | See Figure 5 | 0.070 | 1.8 | 0.087 | 2.2 | 1000 | |
| MWSEA1-4-01 | MWSEA1-4-19 | UL | 1 | 0.51 | 13.0 | 0.30 | 7.7 | 0.36 | 9.1 | 0.118 | 3.0 | 0.063 | 1.6 | 1000 |
| MWSEA2-4-01 | MWSEA2-4-19 | UL | 1 | 0.51 | 13.0 | 0.30 | 7.7 | 0.36 | 9.1 | 0.138 | 3.5 | 0.063 | 1.6 | 1000 |
| MWSEA1-1-4-01 | MWSEA1-1-4-19 | UL | 1 | 0.51 | 13.0 | 0.30 | 7.7 | 0.36 | 9.1 | 0.118 | 3.0 | 0.093 | 2.4 | 1000 |
| MWSEA2-1-4-01 | MWSEA2-1-4-19 | UL | 1 | 0.51 | 13.0 | 0.30 | 7.7 | 0.36 | 9.1 | 0.138 | 3.5 | 0.093 | 2.4 | 1000 |
| MWSET2-1-01 | MWSET2-1-19 | UL | 4 | | | | | See Figure 4 | 0.118 | 3.0 | 0.039 - 0.047 | 1.0 - 1.2 | 1000 | |
| MWSET2-2-01 | MWSET2-2-19 | UL | 4 | | | | | See Figure 4 | 0.118 | 3.0 | 0.047 - 0.063 | 1.2 - 1.6 | 1000 | |
| MWSLT-1-01 | MWSLT-1-19 | — | 6 | | | | | See Figure 6 | 0.067 | 1.7 | 0.063 | 1.6 | 1000 | |
| MWSLT1-1-01 | MWSLT1-1-19 | — | 6 | | | | | See Figure 6 | 0.067 | 1.7 | 0.093 | 2.4 | 1000 | |
| MBHWSSE-1-01 | — | — | 7 | 0.50 | 12.7 | 0.33 | 8.8 | See Figure 7 | 0.156 | 4.0 | 0.040 - 0.160 | 1.0 - 4.1 | 1000 | |
| MBHWSSE-1-1-01 | — | — | 7 | 0.67 | 17.0 | 0.49 | 12.5 | See Figure 7 | 0.156 | 4.0 | 0.040 - 0.160 | 1.0 - 4.1 | 1000 | |

MWSELF/SMWS Series Standoff Micro Wire Saddle

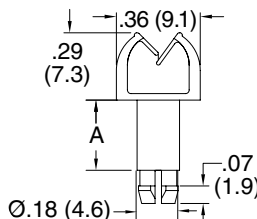


Figure 1

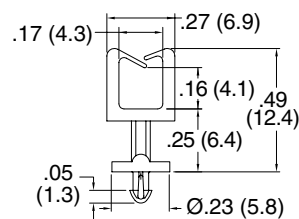


Figure 2



Specifications:

- Material: Nylon 6/6
- Color: Natural

Features:

- Gathers and routes wires
- Standoff design provides spacing between the wires and the chassis

| Item No. | | A | | Ø Mounting Hole | | Panel Thickness | | Bulk Pack Qty | |
|-----------------|-----------------|--------|--------------|-----------------|------|-----------------|-------|---------------|------|
| UL94 V-2 | UL94 V-0 | Figure | in | mm | in | mm | in | mm | |
| MWSELF-1-4.1-01 | MWSELF-1-4.1-19 | 1 | 0.16 | 4.1 | 0.15 | 3.8 | 0.063 | 1.6 | 1000 |
| MWSELF-1-7.7-01 | MWSELF-1-7.7-19 | 1 | 0.30 | 7.7 | 0.15 | 3.8 | 0.063 | 1.6 | 1000 |
| MWSELF-2-4.1-01 | MWSELF-2-4.1-19 | 1 | 0.16 | 4.1 | 0.15 | 3.8 | 0.079 | 2.0 | 1000 |
| MWSELF-2-7.7-01 | MWSELF-2-7.7-19 | 1 | 0.30 | 7.7 | 0.15 | 3.8 | 0.079 | 2.0 | 1000 |
| SMWS-1-01 | SMWS-1-19 | 2 | See Figure 2 | | 0.07 | 1.8 | 0.062 | 1.6 | 1000 |
| SMWS1-1-01 | SMWS1-1-19 | 2 | See Figure 2 | | 0.07 | 1.8 | 0.093 | 2.4 | 1000 |

WIRE SADDLES & FLAT CABLE CLAMPS



WSLTB/MWSLTB Series Wire Saddle Locking Top

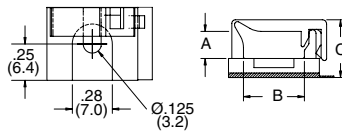


Figure 1

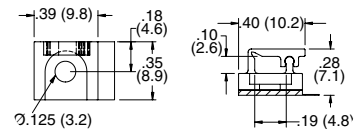


Figure 2

Specifications:

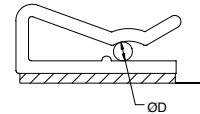
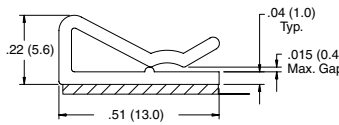
- Material: UL94 V-0 Nylon 6/6
- Color: Natural

Features:

- Gathers, routes and locks cables and wires

| Item No. | Mounting Method | Figure | A | | B | | C Ref. | | Bulk Pack Qty |
|-----------------|---------------------------------|--------|------|------|--------------|------|--------|------|---------------|
| | | | in | mm | in | mm | in | mm | |
| WSLTB-01A-19A | Adhesive | 1 | 0.19 | 4.8 | 0.42 | 10.7 | 0.41 | 10.4 | 1000 |
| WSLTB-01A-19 | #4 or M3 Screw or SR-30XX Rivet | 1 | 0.19 | 4.8 | 0.42 | 10.7 | 0.38 | 9.6 | 1000 |
| WSLTB-02A-19A | Adhesive | 1 | 0.39 | 10.0 | 0.64 | 16.3 | 0.61 | 15.5 | 1000 |
| WSLTB-02A-19 | #4 or M3 Screw or SR-30XX Rivet | 1 | 0.39 | 10.0 | 0.64 | 16.3 | 0.58 | 14.7 | 1000 |
| MWSLTB-1-19A-RT | Adhesive | 2 | | | See Figure 2 | | | | 1000 |
| MWSLTB-1-19 | #4 or M3 Screw or SR-30XX Rivet | 2 | | | See Figure 2 | | | | 1000 |

SWC Series Single Wire Clip



Specifications:

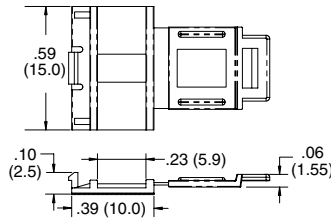
- Material: UL94 V-1 PPE/PS
- Color: White

Features:

- To insert or remove cable, simply lift the tip of the clamp

| Item No. | Ø D Holding | | Base | | Bulk Pack Qty |
|----------|-------------|-----------|-------------|------------|---------------|
| | in | mm | in | mm | |
| SWC-0 | 0.03 - 0.06 | 0.8 - 1.5 | 0.51 x 0.38 | 13.0 x 9.5 | 1000 |

MCC Series Adhesive Mount Micro Cable Clamp



Specifications:

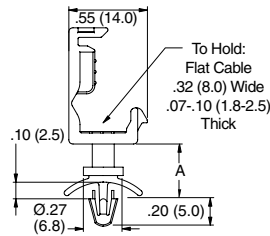
- Material: UL94 V-2 Nylon 6/6,
- Color: Black

Features:

- Low profile and small footprint take up little real estate
- Center rib gently grips cables
- Convenient latch is releasable for maintenance
- Easily mounted with adhesive base

| Item No. | Max Cable Thickness | | Max Cable Width | | Bulk Pack Qty |
|--------------|---------------------|-----|-----------------|-----|---------------|
| | in | mm | in | mm | |
| MCC-1-01A-BK | 0.040 | 1.0 | 0.23 | 5.8 | 1000 |

FCWSS Series Flat Cable Wire Saddle



Specifications:

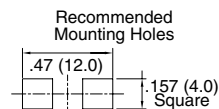
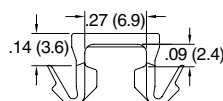
- Material: UL94 V-2 Nylon 6/6
- Color: Black

Features:

- Designed to hold down standard Serial ATA cable
- Flexible tension wing allows a range of cable thicknesses
- Grips cable firmly

| Item No. | A | | Panel Hole Ø | | Panel Thickness | | Bulk Pack Qty |
|--------------|-------|------|--------------|-----|-----------------|-----------|---------------|
| | in | mm | in | mm | in | mm | |
| FCWSS-1-01BK | 0.189 | 4.8 | 0.158 | 4.0 | 0.032 - 0.064 | 0.8 - 1.6 | 1000 |
| FCWSS-2-01BK | 0.394 | 10.0 | 0.158 | 4.0 | 0.032 - 0.064 | 0.8 - 1.6 | 1000 |

FCCE Series Flat Cable Clamp



Specifications:

- Material: UL94 V-2 Nylon 6/6
- Color: Natural

Features:

- Holds down ribbon cable
- Extremely low profile

| Item No. | Max. Cable Width | | Panel Thickness | | Depth | | Bulk Pack Qty |
|-----------|------------------|-----|-----------------|-----------|-------|-----|---------------|
| | in | mm | in | mm | in | mm | |
| FCCE-9-01 | 0.250 | 6.4 | 0.039 - 0.047 | 1.0 - 1.2 | 0.28 | 7.0 | 1000 |



FLAT CABLE CLAMPS

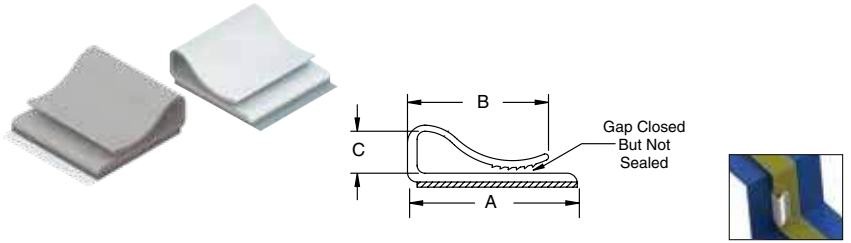
CFCC Series Side Load Flat Cable Clamp

Specifications:

- Material: See Table
- Color: See Table

Features:

- Designed for routing flat ribbon cable
- Serrated grip prevents slippage
- Low profile



| Item No. | A | | B Ref. | | C | | Depth | | Material | Color | Bulk Pack Qty |
|---------------|-------|------|--------|------|------|-----|-------|------|-----------------|-------|---------------|
| | in | mm | in | mm | in | mm | in | mm | | | |
| CFCC-3-05A-RT | 0.563 | 14.3 | 0.49 | 12.5 | 0.18 | 4.6 | 1.00 | 25.4 | UL94 V-1 PPE/PS | White | 1000 |
| CFCC-4-05A-RT | 0.563 | 14.3 | 0.42 | 10.7 | 0.25 | 6.4 | 1.00 | 25.4 | UL94 V-1 PPE/PS | White | 1000 |
| CFCC-8-05A-RT | 1.062 | 27.0 | 0.88 | 22.4 | 0.25 | 6.4 | 1.00 | 25.4 | UL94 V-1 PPE/PS | White | 1000 |
| CFCC-8-04A-RT | 1.062 | 27.0 | 0.88 | 22.4 | 0.25 | 6.4 | 1.00 | 25.4 | UL94 V-0 PVC | Grey | 1000 |

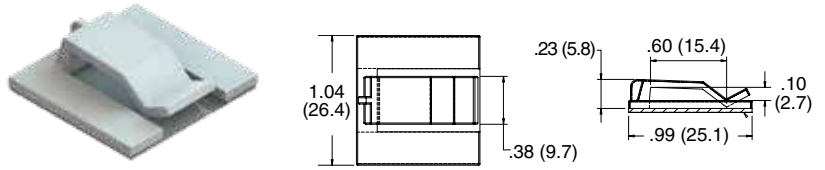
CFCCS Series Split Flat Cable Clamp On Adhesive Base

Specifications:

- Material: UL94 V-2 Nylon 6/6
- Color: Natural

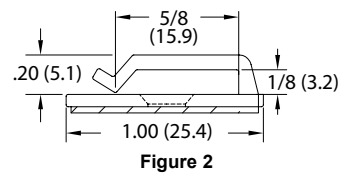
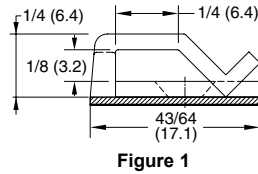
Features:

- Tension arm securely holds down flat ribbon cable



| Item No. | Bulk Pack Qty |
|-------------|---------------|
| CFCCS-8-01A | 1000 |

SFCC Series Split Flat Cable Clamp



Specifications:

- Material: UL94 V-2 Nylon 6/6
- Color: Natural

Features:

- Two tension arms hold flat ribbon cable firmly in place
- Easily installed with screw or adhesive

| Item No. | Base | | Mounting Method | Figure | Bulk Pack Qty |
|---------------|---------------|-------------|----------------------------|--------|---------------|
| | in | mm | | | |
| SFCC-4-01 | 0.672 x 0.500 | 17.1 x 12.7 | #4 or M2.5 Flat Head Screw | 1 | 1000 |
| SFCC-4-01A-RT | 0.672 x 0.500 | 17.1 x 12.7 | Adhesive | 1 | 1000 |
| SFCC-8-01 | 1.000 x 1.000 | 25.4 x 25.4 | #6 or M3 Flat Head Screw | 2 | 1000 |
| SFCC-8-01A-RT | 1.000 x 1.000 | 25.4 x 25.4 | Adhesive | 2 | 1000 |

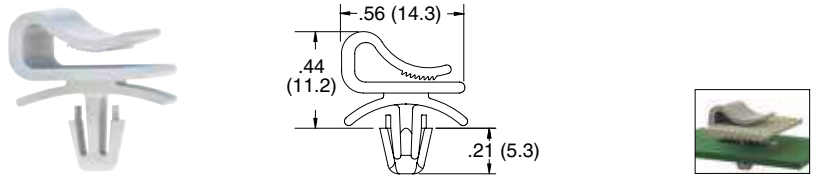
CFCCA Series Flat Cable Clamp

Specifications:

- Material: UL94 V-2 Nylon 6/6
- Color: Natural

Features:

- Designed for routing flat ribbon cable
- Serrated grip prevents slippage
- Low profile



| Item No. | Ø Mounting Hole | | Panel Thickness | | Base | | Bulk Pack Qty |
|------------|-----------------|-----|-----------------|-----------|-------------|-------------|---------------|
| | in | mm | in | mm | in | mm | |
| CFCCA-1-01 | 0.187 | 4.8 | 0.310 - 0.078 | 0.8 - 2.0 | 0.56 x 0.63 | 14.3 x 15.9 | 1000 |

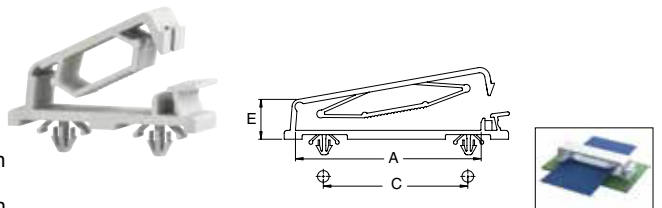
TFCCA Series Flat Cable Clamp with Tension

Specifications:

- Material: UL94 V-2 Nylon 6/6
- Color: Natural

Features:

- Provides tension to flat ribbon cable to ensure stability
- Convenient releasable latch



| Item No. | Max # of Conductors | A | | C | | E | | Ø Mounting Hole | | Panel Thickness | | Depth | | Bulk Pack Qty |
|-------------|---------------------|------|------|-------|------|------|------|-----------------|-----|-----------------|-----------|-------|------|---------------|
| | | in | mm | in | mm | in | mm | in | mm | in | mm | in | mm | |
| TFCCA-15-01 | 10 | 0.57 | 14.5 | 0.591 | 15.0 | 0.56 | 14.1 | 0.156 | 4.0 | 0.040 - 0.079 | 1.0 - 2.0 | 0.36 | 9.1 | 100 |
| TFCCA-25-01 | 20 | 0.97 | 24.7 | 0.787 | 20.0 | 0.50 | 12.7 | 0.156 | 4.0 | 0.040 - 0.079 | 1.0 - 2.0 | 0.52 | 13.2 | 100 |
| TFCCA-40-01 | 40 | 2.13 | 54.1 | 1.575 | 40.0 | 0.64 | 16.3 | 0.156 | 4.0 | 0.040 - 0.079 | 1.0 - 2.0 | 0.39 | 10.0 | 100 |
| TFCCA-50-01 | 50 | 2.51 | 63.8 | 1.957 | 49.7 | 0.54 | 13.7 | 0.156 | 4.0 | 0.040 - 0.079 | 1.0 - 2.0 | 0.40 | 10.2 | 100 |

FLAT CABLE CLAMPS



TFCM Series

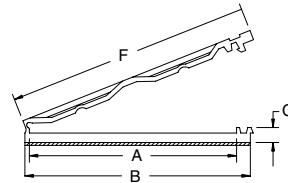
Flat Cable Clamp with Tension on Adhesive Base

Specifications:

- Material: UL94 V-2 Nylon 6/6
- Color: Natural

Features:

- Provides tension to flat ribbon cable to ensure stability
- Low profile where space is an issue
- Convenient releasable latch



| Item No. | A Ref. | | B Ref. | | C Ref. | | F Ref. | | Depth | | Suitable Cable | Bulk Pack Qty |
|-----------------|--------|------|--------|------|--------|-----|--------|------|-------|------|----------------|---------------|
| | in | mm | in | mm | in | mm | in | mm | in | mm | | |
| TFCM-25S | 0.87 | 22.0 | 1.06 | 27.0 | 0.12 | 3.0 | 1.26 | 32.0 | 0.39 | 10.0 | 15 Pln | 200 |
| TFCM-25 | 1.15 | 29.3 | 1.44 | 36.5 | 0.12 | 3.0 | 1.57 | 40.0 | 0.39 | 10.0 | 20 Pln | 200 |
| TFCM-25M | 2.20 | 55.8 | 2.41 | 61.2 | 0.16 | 4.0 | 2.59 | 66.0 | 0.59 | 15.0 | 40 Pln | 100 |

TFCC Series

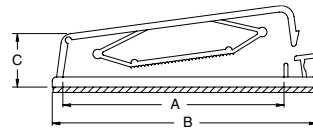
Flat Cable Clamp with Tension on Adhesive Base

Specifications:

- Material: UL94 V-2 Nylon 6/6
- Color: Natural

Features:

- Provides tension to flat ribbon cable to ensure stability
- Adhesive base for quick mounting



| Item No. | Max # Of Conductors | A Ref. | | B | | C | | Depth | | Bulk Pack Qty |
|-------------------|---------------------|--------|------|------|------|------|------|-------|------|---------------|
| | | in | mm | in | mm | in | mm | in | mm | |
| TFCC-30-01 | 30 | 1.26 | 32.0 | 1.77 | 45.0 | 0.62 | 15.8 | 0.73 | 18.6 | 100 |
| TFCC-40-01 | 40 | 2.13 | 54.0 | 2.64 | 67.0 | 0.62 | 15.8 | 0.62 | 15.8 | 100 |
| TFCC-50-01 | 50 | 2.57 | 65.2 | 3.09 | 78.4 | 0.62 | 15.8 | 0.74 | 18.8 | 100 |

FCCS Series

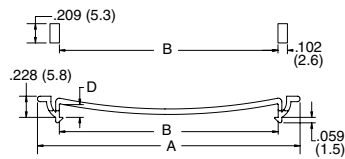
Flat Cable Clamp

Specifications:

- Material: UL94 V-0 Nylon 6/6
- Color: Natural

Features:

- Very low profile
- Designed to firmly hold down flat ribbon cable
- Easily removable from the top of the panel



Mounting Holes



| Item No. | A | | B | | D | | Depth | | Bulk Pack Qty |
|---------------|------|------|------|------|------|-----|-------|-----|---------------|
| | in | mm | in | mm | in | mm | in | mm | |
| FCCS-1 | 1.06 | 27.0 | 0.59 | 15.0 | 0.13 | 3.4 | 0.28 | 7.0 | 500 |
| FCCS-2 | 1.65 | 42.0 | 1.18 | 30.0 | 0.15 | 3.7 | 0.28 | 7.0 | 500 |
| FCCS-3 | 1.85 | 47.0 | 1.38 | 35.0 | 0.15 | 3.7 | 0.28 | 7.0 | 500 |
| FCCS-4 | 2.24 | 57.0 | 1.77 | 45.0 | 0.15 | 3.7 | 0.28 | 7.0 | 500 |
| FCCS-5 | 2.83 | 72.0 | 2.36 | 60.0 | 0.15 | 3.7 | 0.28 | 7.0 | 500 |

RDAFCC Series

Flat Cable Clamp

Specifications:

- Material: UL94 V-2 Nylon 6/6
- Color: Grey

Features:

- Low profile design
- Releasable latch for adding or removing flat ribbon cable
- Large mounting base for high bonding strength and stability

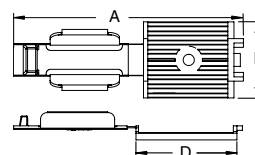


Figure 1

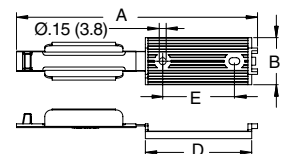


Figure 2



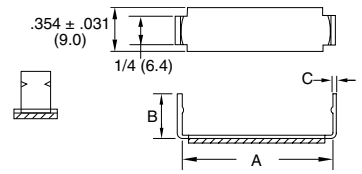
| Item No. | Figure | Max Cable Width | | Mounting Method | A Ref. | | B Ref. | | D Ref. | | E | | Bulk Pack Qty |
|-------------------|--------|-----------------|------|------------------|--------|-------|--------|------|--------|------|-------|------|---------------|
| | | in | mm | | in | mm | in | mm | in | mm | in | mm | |
| RDAFCC-25 | 1 | 1.000 | 25.4 | #6 or M3.5 Screw | 2.984 | 75.8 | 0.984 | 25.0 | 1.169 | 29.7 | — | — | 100 |
| RDAFCC-25A | 1 | 1.000 | 25.4 | Adhesive | 2.984 | 75.8 | 0.984 | 25.0 | 1.169 | 29.7 | — | — | 100 |
| RDAFCC-50 | 2 | 2.000 | 50.8 | #6 or M3.5 Screw | 5.059 | 128.5 | 0.954 | 25.0 | 2.224 | 56.5 | 1.496 | 38.0 | 100 |
| RDAFCC-50A | 2 | 2.000 | 50.8 | Adhesive | 5.059 | 128.5 | 0.954 | 25.0 | 2.224 | 56.5 | 1.496 | 38.0 | 100 |
| RDAFCC-82 | 2 | 3.000 | 76.2 | #6 or M3.5 Screw | 7.062 | 179.4 | 1.000 | 25.4 | 3.259 | 82.8 | 1.496 | 38.0 | 100 |
| RDAFCC-82A | 2 | 3.000 | 76.2 | Adhesive | 7.062 | 179.4 | 1.000 | 25.4 | 3.259 | 82.8 | 1.496 | 38.0 | 100 |



FLAT CABLE CLAMPS

AFCC Series

Aluminum Flat Cable Clamp on Adhesive Base



Specifications:

- Material: Aluminum
- Color: Bright Finish

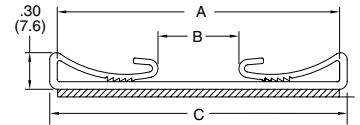
Features:

- Aluminum arms secure flat ribbon cable
- Lightweight and durable
- Low profile for limited space applications

| Item No. | Cable Width A | | B Ref. | | C | | Depth | | Bulk Pack Qty |
|----------|---------------|------|--------|------|------|-----|-------|-----|---------------|
| | in | mm | in | mm | in | mm | in | mm | |
| AFCC-08 | 0.500 | 12.7 | 0.250 | 6.4 | 0.02 | 0.5 | 0.350 | 9.0 | 250 |
| AFCC-12 | 0.750 | 19.1 | 0.250 | 6.4 | 0.02 | 0.5 | 0.350 | 9.0 | 250 |
| AFCC-16 | 1.000 | 25.4 | 0.312 | 7.9 | 0.02 | 0.5 | 0.350 | 9.0 | 250 |
| AFCC-20 | 1.250 | 31.8 | 0.375 | 9.5 | 0.02 | 0.5 | 0.350 | 9.0 | 250 |
| AFCC-21 | 1.312 | 33.3 | 0.385 | 9.8 | 0.02 | 0.5 | 0.350 | 9.0 | 250 |
| AFCC-24 | 1.500 | 38.1 | 0.437 | 11.1 | 0.02 | 0.5 | 0.350 | 9.0 | 250 |
| AFCC-28 | 1.750 | 44.5 | 0.500 | 12.7 | 0.03 | 0.8 | 0.350 | 9.0 | 250 |
| AFCC-32 | 2.000 | 50.8 | 0.562 | 14.3 | 0.03 | 0.8 | 0.350 | 9.0 | 250 |

DFCC Series

Dual Flat Cable Clamp on Adhesive Base



Specifications:

- Material: UL94 V-0 PVC
- Color: Black


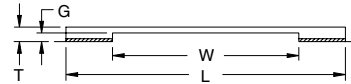
Features:

- Flat ribbon cable is secured by serrated grips on both sides
- Low profile for limited space applications

| Item No. | A | | B Ref. | | C | | Depth | | # of Conductors | Bulk Pack Qty |
|-----------|-------|------|--------|------|-------|------|-------|------|-----------------|---------------|
| | in | mm | in | mm | in | mm | in | mm | | |
| DFCC-2-RT | 2.312 | 58.7 | 0.656 | 16.8 | 2.437 | 61.9 | 0.750 | 19.1 | 34-37-40 | 100 |
| DFCC-3-RT | 3.250 | 82.6 | 1.609 | 40.6 | 3.375 | 85.7 | 0.750 | 19.1 | 50-60-64 | 100 |

FCC Series

Flat Cable Clamp on Adhesive Base



Specifications:

- Material: UL94 V-0 PVC
- Color: Black

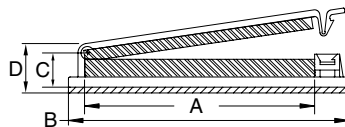
Features:

- Clamp is secured with adhesive over flat ribbon cable
- Low profile for limited space applications

| Item No. | L | | W | | T | | G | | Depth | | Bulk Pack Qty |
|-------------|------|------|------|------|-------|-----|-------|-----|-------|------|---------------|
| | in | mm | in | mm | in | mm | in | mm | in | mm | |
| FCC-4-3-RT | 1.50 | 38.1 | 0.50 | 12.7 | 0.156 | 4.0 | 0.093 | 2.4 | 0.500 | 12.7 | 100 |
| FCC-8-3-RT | 2.00 | 50.8 | 1.00 | 25.4 | 0.156 | 4.0 | 0.093 | 2.4 | 0.500 | 12.7 | 100 |
| FCC-16-3-RT | 3.00 | 76.2 | 2.00 | 50.6 | 0.156 | 4.0 | 0.093 | 2.4 | 0.500 | 12.7 | 100 |

FCWSF Series

Cable Clamp with Silicone Foam Center



Specifications:

- Material: UL94 V-0 Nylon 6/6 and Silicone Foam
- Color: Natural

Features:

- UL94 V-0 silicone foam securely holds and protects fiber and cable
- Adhesive base for fast installation

| Item No. | A | | B | | C Ref. | | D Ref. | | Depth | | Cushion Thickness | | | | Pack Qty | Bulk Pack Qty |
|-------------|------|------|------|------|--------|-----|--------|------|-------|------|-------------------|-----|-----------|-----|----------|---------------|
| | in | mm | in | mm | in | mm | in | mm | in | mm | Latch Side | | Base Side | | | |
| FCWSF-29-19 | 1.24 | 31.5 | 1.78 | 45.1 | 0.30 | 7.7 | 0.44 | 11.1 | 0.74 | 18.9 | 0.13 | 3.3 | 0.13 | 3.3 | 1 | 100 |
| FCWSF-30-19 | 1.24 | 31.5 | 1.79 | 45.5 | 0.35 | 9.0 | 0.52 | 13.1 | 0.75 | 19.1 | 0.13 | 3.3 | 0.19 | 4.8 | 1 | 100 |
| FCWSF-40-19 | 1.55 | 39.3 | 2.09 | 53.0 | 0.37 | 9.3 | 0.53 | 13.4 | 0.75 | 19.1 | 0.13 | 3.3 | 0.19 | 4.8 | 1 | 100 |
| FCWSF-50-19 | 2.49 | 63.2 | 3.04 | 77.2 | 0.36 | 9.1 | 0.52 | 13.2 | 0.75 | 19.1 | 0.13 | 3.3 | 0.19 | 4.8 | 1 | 100 |



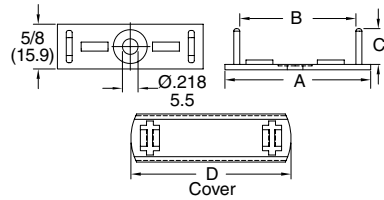
**FCRC Series
Flat Cable Routing Clamp**

Specifications:

- Material: UL94 V-2 Nylon 6/6
- Color: Natural

Features:

- Two part design: Cable Clamp base and tension-locking cover (sold separately)
- More than one cover can be mounted on base for strain relief. Double back cable and secure with a second cover
- Base is secured either with a #10 or #12 screw or adhesive



| Base Item No. | | A Ref. | | B Ref. | | C | | Use Cover Item No. | D | | Bulk Pack Qty |
|---------------|----------------|--------|------|--------|------|-------|------|--------------------|------|------|---------------|
| w/o Adhesive | w/ Adhesive | in | mm | in | mm | in | mm | | in | mm | |
| FCRC-13B-4 | FCRC-13B-4A-RT | 2.04 | 51.7 | 1.62 | 41.2 | 0.500 | 12.7 | FCRC-13C | 2.24 | 56.8 | 100 |
| FCRC-19B-4 | FCRC-19B-4A-RT | 2.72 | 69.1 | 2.31 | 58.7 | 0.500 | 12.7 | FCRC-19C | 2.92 | 74.2 | 100 |
| FCRC-21B-4 | FCRC-21B-4A-RT | 2.98 | 75.7 | 2.55 | 64.8 | 0.500 | 12.7 | FCRC-21C | 3.17 | 80.5 | 100 |
| FCRC-26B-4 | FCRC-26B-4A-RT | 3.66 | 93.0 | 3.24 | 82.3 | 0.500 | 12.7 | FCRC-26C | 3.86 | 98.0 | 100 |
| FCRC-13B-6 | FCRC-13B-6A-RT | 2.04 | 51.7 | 1.62 | 41.2 | 0.750 | 19.1 | FCRC-13C | 2.24 | 56.8 | 100 |
| FCRC-19B-6 | FCRC-19B-6A-RT | 2.72 | 69.1 | 2.31 | 58.7 | 0.750 | 19.1 | FCRC-19C | 2.92 | 74.2 | 100 |
| FCRC-21B-6 | FCRC-21B-6A-RT | 2.98 | 75.7 | 2.55 | 64.8 | 0.750 | 19.1 | FCRC-21C | 3.17 | 80.5 | 100 |
| FCRC-26B-6 | FCRC-26B-6A-RT | 3.66 | 93.0 | 3.24 | 82.3 | 0.750 | 19.1 | FCRC-26C | 3.86 | 98.0 | 100 |

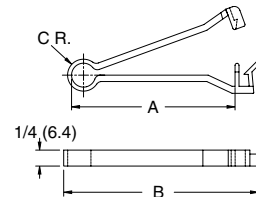
**FCLC/FCLCS Series
Flat Cable Loop Clip**

Specifications:

- Material: UL94 V-2 Nylon 6/6
- Color: Natural

Features:

- Allows for quick positive clamping of flat cable without the need for securing the clip to a board



| Item No. | A Max Cable Width | | B Ref. | | C Ref. | | Bulk Pack Qty |
|----------|-------------------|------|--------|------|--------|-----|---------------|
| | in | mm | in | mm | in | mm | |
| FCLCS | 1.50 | 38.1 | 2.00 | 50.8 | 0.23 | 5.8 | 500 |
| FCLC | 2.50 | 63.5 | 3.00 | 76.2 | 0.25 | 6.4 | 500 |

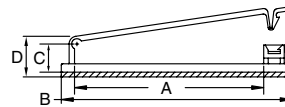
**FCW Series
Cable Clamp On Adhesive Base**

Specifications:

- Material: Nylon 6/6
- Color: Natural

Features:

- Allows for quick positive clamping of flat cable up to 50 conductors wide
- Adhesive base for quick installation
- Latch allows cables to be added and removed



| Item No. | | Max # of Conductors | Depth | | A | | B | | C Ref. | | D Ref. | | Bulk Pack Qty |
|------------|------------|---------------------|-------|------|------|------|------|------|--------|------|--------|------|---------------|
| UL94 V-2 | UL94 V-0 | | in | mm | in | mm | in | mm | in | mm | in | mm | |
| FCW-29-01 | FCW-29-19 | 30 | 0.74 | 18.9 | 1.24 | 31.5 | 1.78 | 45.1 | 0.30 | 7.7 | 0.44 | 11.1 | 100 |
| FCW-30-01 | FCW-30-19 | 30 | 0.75 | 19.1 | 1.24 | 31.5 | 1.79 | 45.5 | 0.35 | 9.0 | 0.52 | 13.1 | 100 |
| FCW-40-01 | FCW-40-19 | 40 | 0.75 | 19.1 | 1.55 | 39.3 | 2.09 | 53.0 | 0.37 | 9.3 | 0.53 | 13.4 | 100 |
| FCW-50-01 | FCW-50-19 | 50 | 0.75 | 19.1 | 2.49 | 63.2 | 3.04 | 77.2 | 0.36 | 9.1 | 0.52 | 13.2 | 100 |
| FCW-50H-01 | FCW-50H-19 | 50 | 0.74 | 18.9 | 2.54 | 64.6 | 3.08 | 78.2 | 0.59 | 15.1 | 0.75 | 19.0 | 100 |

**FCCA/FCCB Series
Arrowhead Mounted Cable Clamp**

Specifications:

- Material: UL94 V-2 Nylon 6/6
- Color: Natural

Features:

- Convenient releasable latch allows easy addition and removal of cables
- Easily mounted into pre-drilled holes

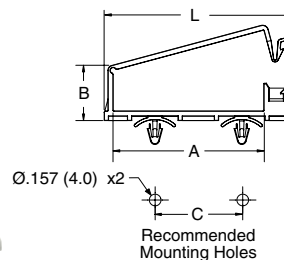


Figure 1

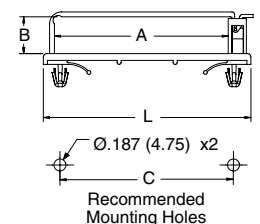


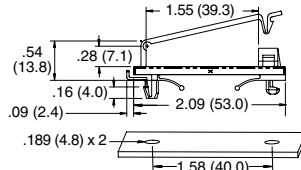
Figure 2

| Item No. | Figure | L | | A | | B | | C | Panel Thickness | | Depth | | Bulk Pack Qty | |
|-------------|--------|------|------|------|------|------|------|------|-----------------|---------------|-----------|------|---------------|-----|
| | | in | mm | in | mm | in | mm | | in | mm | in | mm | | |
| FCCA-30A-01 | 1 | 2.56 | 65.0 | 2.10 | 52.0 | 0.75 | 19.1 | 1.18 | 30.0 | 0.030 - 0.079 | 0.8 - 2.0 | 0.39 | 10.0 | 100 |
| FCCA-40A-01 | 1 | 2.64 | 67.0 | 5.10 | 53.4 | 0.64 | 16.4 | 1.58 | 40.0 | 0.030 - 0.079 | 0.8 - 2.0 | 0.39 | 10.0 | 100 |
| FCCB-1 | 2 | 3.03 | 77.0 | 2.54 | 64.5 | 0.28 | 7.2 | 2.54 | 64.5 | 0.031 - 0.078 | 0.8 - 2.0 | 0.79 | 20.0 | 100 |
| FCCB-2 | 2 | 3.03 | 77.0 | 2.54 | 64.5 | 0.54 | 13.7 | 2.54 | 64.5 | 0.031 - 0.078 | 0.8 - 2.0 | 0.79 | 20.0 | 100 |



CABLE CLAMPS & CLIPS

FCSE Series Slide Entry Cable Clamp



Mounting Holes



Specifications:

- Material: UL94 V-2 Nylon 6/6
- Color: Natural

Features:

- Removable from the top side of the board

| Item No. | Depth | | Panel Thickness Max | | Bulk Pack Qty |
|----------|-------|------|---------------------|-----|---------------|
| | in | mm | in | mm | |
| FCSE-1 | 0.752 | 19.0 | 0.073 | 1.4 | 100 |

HFCC Series Hinged Cable Clamp

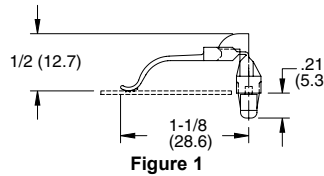


Figure 1

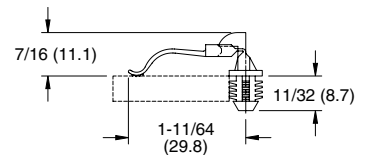


Figure 2



Specifications:

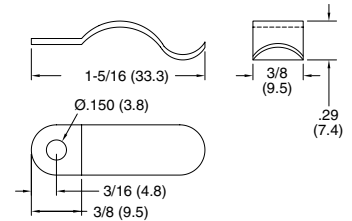
- Material: UL94 V-2 Nylon 6/6
- Color: Natural

Features:

- Easy loading of flat cables
- Hinged design allows cables to be oriented prior to closure
- Once arm is hinged it locks in place
- Arrowhead design for thinner panels
- Fir-tree mount is primarily for particle board

| Item No. | Mounting Holes | | Panel Thickness | | Figure | Bulk Pack Qty |
|--------------|----------------|-----|-----------------|-----------|--------|---------------|
| | in | mm | in | mm | | |
| HFCC-A-8-01 | 0.187 | 4.8 | 0.047 - 0.078 | 1.2 - 2.0 | 1 | 1000 |
| HFCC-BH-8-01 | 0.312 | 7.9 | 0.250 min. | 6.4 min. | 2 | 1000 |

TC Series Spring Clip



Specifications:

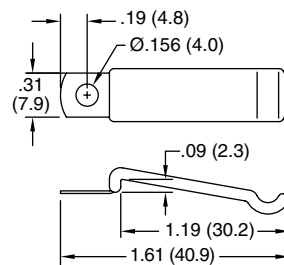
- Material: See Table
- Color: See Table

Features:

- Holds down round cable, ribbon cable, and tubing
- Mounts with a #6 screw or rivet
- Flexible enough that the cable can be removed without removing the clip
- All contact edges are rounded for product protection

| Item No. | Holding Ø Max. | | Mounting Screw | Material | Color | Bulk Pack Qty |
|--------------|----------------|-----|----------------|--------------------|---------|---------------|
| | in | mm | | | | |
| TC-30-1 | 0.37 | 9.4 | #6 (M3/M3.5) | UL94 HB Acetal | Natural | 1000 |
| TC-30-1BK | 0.37 | 9.4 | #6 (M3/M3.5) | UL94 HB Acetal | Black | 1000 |
| TC-30-1-01 | 0.37 | 9.4 | #6 (M3/M3.5) | UL94 V-2 Nylon 6/6 | Natural | 1000 |
| TC-30-1-01BK | 0.37 | 9.4 | #6 (M3/M3.5) | UL94 V-2 Nylon 6/6 | Black | 1000 |

STCV Series Vinyl Coated Steel Spring Clip



Specifications:

- Material: Stainless Steel SAE30301
- Coating: Plastisol Vinyl
- Color: Black

Features:

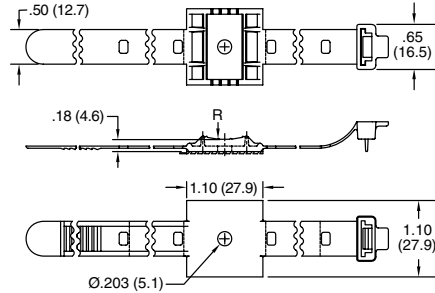
- Vinyl coating protects and insulates product
- Holds down round cable, ribbon cable and tubing
- Mounts with a #6 (M3) screw or rivet
- Flexible enough that the cable can be removed without removing the clip



| Item No. | Mounting Screw | Pack Qty | Bulk Pack Qty |
|----------|----------------|----------|---------------|
| STCV-1 | #6 (M3) | 1 | 1000 |



UMS Series
Universal Mounting Strap



Specifications:

- Material: UL94 V-2 Nylon 6/6
- Color: Black

Features:

- Mounts with adhesive or a #6 or M4 screw
- Buckle design allows gripping down on cable bundles
- Adjustable to handle multiple bundle sizes



| Item No. | | Min Loop Tensile Strength | | Ø Max Bundle | | R Radius | | Bulk Pack Qty |
|---------------|--------------|---------------------------|----|--------------|------|----------|------|---------------|
| w/ Adhesive | w/o Adhesive | lbs | kg | in | mm | in | mm | |
| UMS-16-45A-RT | UMS-16-45 | 50 | 23 | 1.000 | 25.4 | 0.500 | 12.7 | 100 |
| UMS-24-45A-RT | UMS-24-45 | 50 | 23 | 1.500 | 38.1 | 0.750 | 19.1 | 100 |
| UMS-32-45A-RT | UMS-32-45 | 50 | 23 | 2.000 | 50.8 | 1.000 | 25.4 | 100 |

UCG Series
Universal Cable Grip

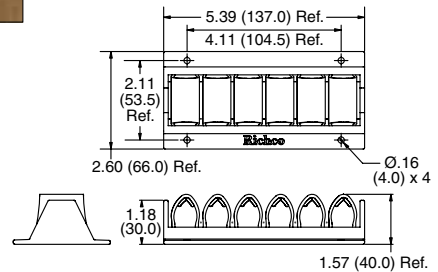


Specifications:

- Base Material: High-Density Polyethylene
- Insert Material: TPE
- Color: Black

Features:

- Pressure grips accommodate up to 7 cable bundles
- Cable grips are easily removed from the frame to accommodate larger cable bundles
- Cables are pushed into the product by hand and are easily removed
- Mount to panel using #6 or M3.5 screws



| Item No. | Max Cable Ø Bundle Ref (7 Positions) | | Max Cable Ø Bundle Ref (5 Center Positions Only) | | Bulk Pack Qty |
|----------|--------------------------------------|-----|--|------|---------------|
| | in | mm | in | mm | |
| UCG-6BK | 0.08 | 2.0 | 0.630 | 16.0 | 125 |

PLASTIC FASTENERS

800 847 0486

www.essentracomponents.com





CABLE TIES

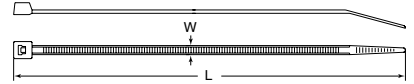
CT/WITA Series Nylon Locking Cable Tie

Specifications:

- Material: UL94 V-2 Nylon 6/6
- Color: See Table

Features:

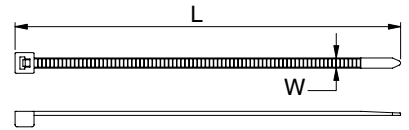
- Complies with MS-3367 & MIL-S-23190E
- Service Temperature: -40°F to 185°F (-40°C to 85°C)
- UL 181B-C for UL non-metallic air ducts and connectors on CT080A, CT080B, CT082A & CT082B: recommended for use with R-6 & R-8 flex ducts found on page 101



| Item No. | | L Ref. | | W Ref. | | Ø Max Bundle | | Tensile Strength | | Classification | Bulk Pack Qty | |
|-------------|--------|----------|--------|--------|-------|--------------|--------|------------------|-----|----------------|---------------|------|
| Natural | Black | Approval | in | mm | in | mm | in | mm | lbs | | | N |
| CT001A | CT001B | UL | 3.000 | 75.0 | 0.095 | 2.4 | 0.710 | 18.0 | 18 | 80 | Miniature | 100 |
| CT002A | CT002B | UL | 3.750 | 96.0 | 0.098 | 2.4 | 0.910 | 23.0 | 18 | 80 | Miniature | 100 |
| WITA-18SF-M | — | UL | 3.850 | 97.8 | 0.100 | 2.5 | 0.870 | 22.0 | 18 | 80 | Miniature | 1000 |
| CT003A | CT003E | UL | 4.000 | 100.0 | 0.098 | 2.4 | 0.980 | 25.0 | 18 | 80 | Miniature | 100 |
| WITA-18R-M | — | UL | 4.720 | 120.0 | 0.100 | 2.5 | 1.060 | 26.9 | 18 | 80 | Miniature | 1000 |
| CT004A | CT004B | UL | 4.750 | 120.0 | 0.098 | 2.5 | 1.180 | 30.0 | 18 | 80 | Miniature | 100 |
| CT005A | CT005B | UL | 5.500 | 142.0 | 0.098 | 2.5 | 1.380 | 35.0 | 18 | 80 | Miniature | 100 |
| WITA-18L-M | — | UL | 5.900 | 150.0 | 0.100 | 2.5 | 1.460 | 37.1 | 18 | 80 | Miniature | 1000 |
| CT006A | CT006B | UL | 6.500 | 165.0 | 0.098 | 2.5 | 1.730 | 44.0 | 18 | 80 | Miniature | 100 |
| WITA-18V-M | — | UL | 7.870 | 200.0 | 0.100 | 2.5 | 2.130 | 54.1 | 18 | 80 | Miniature | 1000 |
| CT007A | CT007B | UL | 8.000 | 203.0 | 0.098 | 2.5 | 2.170 | 55.0 | 18 | 80 | Miniature | 100 |
| WITA-18X-M | — | UL | 15.750 | 400.0 | 0.100 | 2.5 | 4.560 | 116.0 | 18 | 80 | Miniature | 1000 |
| CT008A | CT008B | UL | 4.750 | 120.0 | 0.126 | 3.2 | 1.180 | 40.0 | 40 | 178 | Intermediate | 100 |
| CT009A | CT009B | UL | 5.500 | 142.0 | 0.126 | 3.2 | 1.380 | 40.0 | 40 | 178 | Intermediate | 100 |
| WITA-40R-C | — | UL | 5.910 | 150.0 | 0.140 | 3.6 | 1.480 | 37.6 | 40 | 178 | Intermediate | 100 |
| WITA-40R-M | — | UL | 5.910 | 150.0 | 0.140 | 3.6 | 1.480 | 37.6 | 40 | 178 | Intermediate | 1000 |
| CT010A | CT010B | UL | 6.000 | 150.0 | 0.142 | 3.6 | 1.540 | 39.0 | 40 | 178 | Intermediate | 100 |
| CT020A | CT020B | UL | 7.000 | 180.0 | 0.141 | 3.6 | 1.930 | 49.0 | 40 | 178 | Intermediate | 100 |
| WITA-40L-M | — | UL | 7.870 | 200.0 | 0.140 | 3.6 | 2.050 | 52.0 | 40 | 178 | Intermediate | 1000 |
| CT011A | CT011B | UL | 8.000 | 203.0 | 0.126 | 3.2 | 2.170 | 40.0 | 40 | 178 | Intermediate | 100 |
| CT012A | CT012C | UL | 8.000 | 203.0 | 0.142 | 3.6 | 2.170 | 55.0 | 40 | 178 | Intermediate | 100 |
| WITA-40XL-M | — | UL | 8.070 | 205.0 | 0.140 | 3.6 | 2.100 | 53.3 | 40 | 178 | Intermediate | 1000 |
| CT013A | CT013B | UL | 10.000 | 250.0 | 0.142 | 3.6 | 2.910 | 74.0 | 40 | 178 | Intermediate | 100 |
| CT014A | CT014B | UL | 10.500 | 265.0 | 0.142 | 3.6 | 3.070 | 78.0 | 40 | 178 | Intermediate | 100 |
| CT015A | CT015B | UL | 11.500 | 292.0 | 0.142 | 3.6 | 3.350 | 85.0 | 40 | 178 | Intermediate | 100 |
| WITA-40VL-M | — | UL | 11.810 | 300.0 | 0.140 | 3.6 | 3.270 | 83.0 | 40 | 178 | Intermediate | 1000 |
| CT016A | CT016B | UL | 13.000 | 330.0 | 0.142 | 3.6 | 3.780 | 96.0 | 40 | 178 | Intermediate | 100 |
| CT017A | CT017B | UL | 14.500 | 368.0 | 0.142 | 3.6 | 4.020 | 102.0 | 40 | 178 | Intermediate | 100 |
| CT018A | CT018B | UL | 4.750 | 120.0 | 0.189 | 4.8 | 1.180 | 30.0 | 50 | 222 | Standard | 100 |
| WITA-50S-M | — | UL | 6.300 | 160.0 | 0.180 | 4.6 | 1.520 | 38.7 | 50 | 222 | Standard | 1000 |
| CT019A | CT019B | UL | 6.500 | 160.0 | 0.189 | 4.8 | 1.650 | 42.0 | 50 | 222 | Standard | 100 |
| CT021A | CT021B | UL | 7.500 | 190.0 | 0.189 | 4.8 | 2.050 | 52.0 | 50 | 222 | Standard | 100 |
| WITA-50R-M | — | UL | 7.900 | 200.7 | 0.180 | 4.6 | 1.950 | 49.5 | 50 | 222 | Standard | 1000 |
| CT022A | CT022B | UL | 8.000 | 203.0 | 0.181 | 4.6 | 2.170 | 55.0 | 50 | 222 | Standard | 100 |
| CT023A | CT023B | UL | 10.000 | 250.0 | 0.189 | 4.8 | 2.910 | 74.0 | 50 | 222 | Standard | 100 |
| CT024A | CT024B | UL | 11.000 | 280.0 | 0.189 | 4.8 | 3.190 | 81.0 | 50 | 222 | Standard | 100 |
| WITA-50RL-M | — | UL | 11.020 | 280.0 | 0.190 | 4.8 | 3.030 | 77.0 | 50 | 222 | Standard | 1000 |
| CT025A | CT025B | UL | 11.875 | 300.0 | 0.189 | 4.8 | 3.350 | 85.0 | 50 | 222 | Standard | 100 |
| CT026A | CT026B | UL | 12.250 | 310.0 | 0.189 | 4.8 | 3.500 | 89.0 | 50 | 222 | Standard | 100 |
| CT027A | CT027B | UL | 14.500 | 368.0 | 0.189 | 4.8 | 4.020 | 102.0 | 50 | 222 | Standard | 100 |
| CT028A | CT028B | UL | 15.250 | 385.0 | 0.189 | 4.8 | 4.570 | 116.0 | 50 | 222 | Standard | 100 |
| WITA-50L-M | — | UL | 15.750 | 400.0 | 0.180 | 4.6 | 4.450 | 113.0 | 50 | 222 | Standard | 1000 |
| CT029A | CT029B | UL | 17.000 | 432.0 | 0.189 | 4.8 | 4.920 | 125.0 | 50 | 222 | Standard | 100 |
| CT030A | CT030B | UL | 17.750 | 450.0 | 0.189 | 4.8 | 5.120 | 130.0 | 50 | 222 | Standard | 100 |
| CT031A | CT031B | UL | 19.687 | 500.0 | 0.189 | 4.8 | 5.910 | 150.0 | 50 | 222 | Standard | 100 |
| CT033A | CT033B | — | 21.687 | 550.0 | 0.189 | 4.8 | 6.540 | 166.0 | 50 | 222 | Standard | 100 |
| WITA-50XL-C | — | UL | 25.000 | 635.0 | 0.190 | 4.8 | 7.480 | 190.0 | 50 | 222 | Standard | 100 |
| CT063A | CT063B | — | 36.000 | 914.0 | 0.189 | 4.8 | 10.630 | 270.0 | 50 | 222 | Standard | 100 |
| CT064A | CT064B | — | 4.750 | 120.0 | 0.299 | 7.6 | 1.180 | 30.0 | 120 | 534 | Heavy Duty | 100 |
| CT065A | CT065B | — | 6.000 | 150.0 | 0.299 | 7.6 | 1.540 | 39.0 | 120 | 534 | Heavy Duty | 100 |
| CT066A | CT066B | UL | 8.000 | 203.0 | 0.299 | 7.6 | 2.170 | 55.0 | 120 | 534 | Heavy Duty | 100 |
| WITA-120S-D | — | UL | 8.600 | 218.0 | 0.300 | 7.6 | 2.010 | 51.0 | 120 | 534 | Heavy Duty | 500 |
| CT067A | CT067B | UL | 9.437 | 240.0 | 0.299 | 7.6 | 2.600 | 66.0 | 120 | 534 | Heavy Duty | 100 |
| CT068A | CT068B | UL | 11.000 | 280.0 | 0.299 | 7.6 | 3.070 | 78.0 | 120 | 534 | Heavy Duty | 100 |
| CT069A | CT069B | UL | 11.750 | 300.0 | 0.299 | 7.6 | 3.460 | 88.0 | 120 | 534 | Heavy Duty | 100 |
| CT070A | CT070B | UL | 13.500 | 340.0 | 0.299 | 7.6 | 3.900 | 99.0 | 120 | 534 | Heavy Duty | 100 |
| CT071A | CT071B | — | 15.000 | 380.0 | 0.252 | 6.4 | 4.330 | 110.0 | 100 | 445 | Heavy Duty | 100 |
| CT072A | CT072B | UL | 15.000 | 380.0 | 0.299 | 7.6 | 4.330 | 110.0 | 120 | 534 | Heavy Duty | 100 |
| WITA-120R-D | — | UL | 15.750 | 400.0 | 0.310 | 7.8 | 4.450 | 113.0 | 120 | 534 | Heavy Duty | 500 |
| CT073A | CT073B | UL | 17.750 | 450.0 | 0.315 | 8.0 | 5.240 | 133.0 | 120 | 534 | Heavy Duty | 100 |
| WITA-120L-D | — | UL | 21.650 | 550.0 | 0.310 | 7.8 | 6.380 | 162.0 | 120 | 534 | Heavy Duty | 500 |
| CT074A | CT074B | UL | 21.687 | 550.0 | 0.315 | 8.0 | 6.540 | 166.0 | 175 | 778 | Heavy Duty | 100 |
| WITA-175R-L | — | UL | 24.000 | 610.0 | 0.350 | 9.0 | 7.020 | 178.0 | 175 | 778 | Heavy Duty | 50 |
| CT075A | CT075B | UL | 24.000 | 610.0 | 0.354 | 9.0 | 7.280 | 185.0 | 175 | 778 | Heavy Duty | 100 |
| CT076A | CT076B | UL | 27.000 | 685.0 | 0.354 | 9.0 | 8.270 | 210.0 | 175 | 778 | Heavy Duty | 100 |
| CT077A | CT077B | UL | 28.000 | 710.0 | 0.354 | 9.0 | 8.660 | 220.0 | 175 | 778 | Heavy Duty | 100 |
| CT078A | CT078B | UL | 30.000 | 762.0 | 0.354 | 9.0 | 9.290 | 236.0 | 175 | 778 | Heavy Duty | 100 |
| CT079A | CT079B | UL | 32.000 | 812.0 | 0.354 | 9.0 | 9.690 | 246.0 | 175 | 778 | Heavy Duty | 100 |
| CT080A | CT080B | UL | 36.000 | 914.0 | 0.354 | 9.0 | 10.630 | 270.0 | 175 | 778 | Heavy Duty | 100 |
| WITA-175L-Q | — | UL | 36.000 | 914.0 | 0.350 | 9.0 | 10.910 | 277.0 | 175 | 778 | Heavy Duty | 25 |
| CT081A | CT081B | UL | 46.000 | 1168.0 | 0.354 | 9.0 | 14.170 | 360.0 | 175 | 778 | Heavy Duty | 100 |
| CT082A | CT082B | UL | 48.000 | 1219.0 | 0.354 | 9.0 | 15.000 | 380.0 | 175 | 778 | Heavy Duty | 100 |
| CT084A | CT084B | UL | 59.000 | 1500.0 | 0.354 | 9.0 | 18.270 | 464.0 | 175 | 778 | Heavy Duty | 100 |



CTWR/WITA Series
Weather Resistant Locking Cable Tie



Specifications:

- Material: UL94 V-2 UV Stabilized Nylon 6/6
- Color: Black

Features:

- Service Temperature: -40°F to 185°F (-40°C to 85°C)
- Designed for outdoor applications

| Item No. | Approval | L Ref. | | W Ref. | | Ø Max Bundle | | Tensile Strength | | Classification | Bulk Pack Qty |
|-----------------|----------|--------|-------|--------|-----|--------------|-------|------------------|-----|----------------|---------------|
| | | in | mm | in | mm | in | mm | lbs | N | | |
| CTWR002A | UL | 3.750 | 96.0 | 0.098 | 2.4 | 0.910 | 23.0 | 18 | 80 | Miniature | 100 |
| WITA-18SF-UVB-M | UL | 3.850 | 97.8 | 0.100 | 2.5 | 0.870 | 22.0 | 18 | 80 | Miniature | 1000 |
| CTWR003A | UL | 4.000 | 100.0 | 0.098 | 2.4 | 0.980 | 25.0 | 18 | 80 | Miniature | 100 |
| WITA-18R-UVB-M | UL | 4.720 | 120.0 | 0.100 | 2.5 | 1.060 | 26.9 | 18 | 80 | Miniature | 1000 |
| CTWR004A | UL | 4.750 | 120.0 | 0.098 | 2.5 | 1.180 | 30.0 | 18 | 80 | Miniature | 100 |
| WITA-18L-UVB-M | UL | 5.900 | 150.0 | 0.100 | 2.5 | 1.460 | 37.1 | 18 | 80 | Miniature | 1000 |
| CTWR006A | UL | 6.500 | 165.0 | 0.098 | 2.5 | 1.730 | 44.0 | 18 | 80 | Miniature | 100 |
| WITA-18V-UVB-M | UL | 7.870 | 200.0 | 0.100 | 2.5 | 2.130 | 54.1 | 18 | 80 | Miniature | 1000 |
| CTWR007A | UL | 8.000 | 203.0 | 0.098 | 2.5 | 2.170 | 55.0 | 18 | 80 | Miniature | 100 |
| WITA-18X-UVB-M | UL | 15.750 | 400.0 | 0.100 | 2.5 | 4.560 | 116.0 | 18 | 80 | Miniature | 1000 |
| CTWR008A | UL | 4.750 | 120.0 | 0.126 | 3.2 | 1.180 | 30.0 | 40 | 178 | Intermediate | 100 |
| CTWR009A | UL | 5.500 | 142.0 | 0.126 | 3.2 | 1.380 | 35.0 | 40 | 178 | Intermediate | 100 |
| WITA-40R-UVB-C | UL | 5.910 | 150.0 | 0.140 | 3.6 | 1.480 | 37.6 | 40 | 178 | Intermediate | 100 |
| WITA-40L-UVB-M | UL | 7.870 | 200.0 | 0.140 | 3.6 | 2.050 | 52.0 | 40 | 178 | Intermediate | 1000 |
| CTWR101A | UL | 8.000 | 203.0 | 0.126 | 3.2 | 2.170 | 55.0 | 40 | 178 | Intermediate | 100 |
| WITA-40XL-UVB-M | UL | 8.070 | 205.0 | 0.140 | 3.6 | 2.100 | 53.3 | 40 | 178 | Intermediate | 1000 |
| CTWR1011A | UL | 6.000 | 150.0 | 0.142 | 3.6 | 1.540 | 39.0 | 40 | 178 | Intermediate | 100 |
| CTWR1012A | UL | 8.000 | 203.0 | 0.142 | 3.6 | 2.170 | 55.0 | 40 | 178 | Intermediate | 100 |
| CTWR1013A | UL | 10.000 | 250.0 | 0.142 | 3.6 | 2.910 | 74.0 | 40 | 178 | Intermediate | 100 |
| CTWR1014A | UL | 10.500 | 265.0 | 0.142 | 3.6 | 3.070 | 78.0 | 40 | 178 | Intermediate | 100 |
| CTWR1015A | UL | 11.500 | 292.0 | 0.142 | 3.6 | 3.350 | 85.0 | 40 | 178 | Intermediate | 100 |
| WITA-40VL-UVB-M | UL | 11.810 | 300.0 | 0.140 | 3.6 | 3.270 | 83.0 | 40 | 178 | Intermediate | 1000 |
| CTWR1016A | UL | 13.000 | 330.0 | 0.142 | 3.6 | 3.780 | 96.0 | 40 | 178 | Intermediate | 100 |
| CTWR1017A | UL | 14.500 | 368.0 | 0.142 | 3.6 | 4.020 | 102.0 | 40 | 178 | Intermediate | 100 |
| CTWR1018A | UL | 7.000 | 180.0 | 0.142 | 3.6 | 1.930 | 49.0 | 40 | 178 | Intermediate | 100 |
| WITA-50S-UVB-M | UL | 6.300 | 160.0 | 0.180 | 4.6 | 1.520 | 38.7 | 50 | 222 | Standard | 1000 |
| WITA-50R-UVB-M | UL | 7.900 | 200.7 | 0.180 | 4.6 | 1.950 | 49.5 | 50 | 222 | Standard | 1000 |
| CTWR19A | UL | 8.000 | 203.0 | 0.181 | 4.6 | 2.170 | 55.0 | 50 | 222 | Standard | 100 |
| CTWR20A | UL | 4.750 | 120.0 | 0.189 | 4.8 | 1.180 | 30.0 | 50 | 222 | Standard | 100 |
| CTWR201A | UL | 6.500 | 160.0 | 0.189 | 4.8 | 1.650 | 42.0 | 50 | 222 | Standard | 100 |
| CTWR202A | UL | 7.500 | 190.0 | 0.189 | 4.8 | 2.050 | 52.0 | 50 | 222 | Standard | 100 |
| CTWR203A | UL | 10.000 | 250.0 | 0.189 | 4.8 | 2.910 | 74.0 | 50 | 222 | Standard | 100 |
| CTWR204A | UL | 11.000 | 280.0 | 0.189 | 4.8 | 3.190 | 81.0 | 50 | 222 | Standard | 100 |
| WITA-50RL-UVB-M | UL | 11.020 | 280.0 | 0.190 | 4.8 | 3.030 | 77.0 | 50 | 222 | Standard | 1000 |
| CTWR205A | — | 11.875 | 300.0 | 0.189 | 4.8 | 3.350 | 85.0 | 50 | 222 | Standard | 100 |
| CTWR206A | UL | 12.250 | 310.0 | 0.189 | 4.8 | 3.500 | 89.0 | 50 | 222 | Standard | 100 |
| CTWR207A | UL | 14.500 | 368.0 | 0.189 | 4.8 | 4.020 | 102.0 | 50 | 222 | Standard | 100 |
| CTWR208A | UL | 15.187 | 385.0 | 0.189 | 4.8 | 4.570 | 116.0 | 50 | 222 | Standard | 100 |
| WITA-50L-UVB-M | UL | 15.750 | 391.2 | 0.180 | 4.6 | 4.520 | 114.8 | 50 | 222 | Standard | 1000 |
| CTWR209A | UL | 17.000 | 432.0 | 0.189 | 4.8 | 4.920 | 125.0 | 50 | 222 | Standard | 100 |
| CTWR2030A | UL | 17.750 | 450.0 | 0.189 | 4.8 | 5.120 | 130.0 | 50 | 222 | Standard | 100 |
| CTWR031A | UL | 19.687 | 500.0 | 0.189 | 4.8 | 5.910 | 150.0 | 50 | 222 | Standard | 100 |
| CTWR033A | — | 21.687 | 550.0 | 0.189 | 4.8 | 6.540 | 166.0 | 50 | 222 | Standard | 100 |
| WITA-50XL-UVB-C | UL | 25.000 | 635.0 | 0.190 | 4.8 | 7.480 | 190.0 | 50 | 222 | Standard | 100 |
| CTWR063A | — | 36.000 | 914.0 | 0.189 | 4.8 | 10.630 | 270.0 | 50 | 222 | Standard | 100 |
| CTWR064A | — | 4.750 | 120.0 | 0.299 | 7.6 | 1.180 | 30.0 | 120 | 534 | Heavy Duty | 100 |
| CTWR065A | — | 6.000 | 150.0 | 0.299 | 7.6 | 1.540 | 39.0 | 120 | 534 | Heavy Duty | 100 |
| CTWR066A | UL | 8.000 | 203.0 | 0.299 | 7.6 | 2.170 | 55.0 | 120 | 534 | Heavy Duty | 100 |
| WITA-120S-UVB-D | UL | 8.600 | 218.0 | 0.300 | 7.6 | 2.010 | 51.0 | 120 | 534 | Heavy Duty | 500 |
| CTWR067A | UL | 9.437 | 240.0 | 0.299 | 7.6 | 2.600 | 66.0 | 120 | 534 | Heavy Duty | 100 |
| CTWR068A | UL | 11.000 | 280.0 | 0.299 | 7.6 | 3.070 | 78.0 | 120 | 534 | Heavy Duty | 100 |
| CTWR069A | UL | 11.875 | 300.0 | 0.299 | 7.6 | 3.500 | 88.0 | 120 | 534 | Heavy Duty | 100 |
| CTWR070A | UL | 13.500 | 340.0 | 0.299 | 7.6 | 3.900 | 99.0 | 120 | 534 | Heavy Duty | 100 |
| CTWR071A | — | 15.000 | 380.0 | 0.252 | 6.4 | 4.330 | 110.0 | 100 | 445 | Heavy Duty | 100 |
| CTWR072A | UL | 15.000 | 380.0 | 0.299 | 7.6 | 4.330 | 110.0 | 120 | 534 | Heavy Duty | 100 |
| WITA-120R-UVB-D | UL | 15.750 | 400.0 | 0.310 | 7.8 | 4.450 | 113.0 | 120 | 534 | Heavy Duty | 500 |
| WITA-120L-UVB-D | UL | 21.650 | 550.0 | 0.310 | 7.8 | 6.380 | 162.0 | 120 | 534 | Heavy Duty | 500 |
| CTWR073A | UL | 17.750 | 450.0 | 0.315 | 8.0 | 5.250 | 133.0 | 175 | 778 | Heavy Duty | 100 |
| CTWR074A | UL | 21.875 | 550.0 | 0.315 | 8.0 | 6.500 | 166.0 | 175 | 778 | Heavy Duty | 100 |
| WITA-175R-UVB-L | UL | 24.000 | 610.0 | 0.350 | 9.0 | 7.020 | 178.0 | 175 | 778 | Heavy Duty | 50 |
| CTWR075A | UL | 24.000 | 610.0 | 0.354 | 9.0 | 7.280 | 185.0 | 175 | 778 | Heavy Duty | 100 |
| CTWR076A | UL | 27.000 | 680.0 | 0.354 | 9.0 | 8.270 | 210.0 | 175 | 778 | Heavy Duty | 100 |
| CTWR077A | UL | 28.000 | 705.0 | 0.354 | 9.0 | 8.660 | 220.0 | 175 | 778 | Heavy Duty | 100 |
| CTWR079A | UL | 32.000 | 812.0 | 0.354 | 9.0 | 9.690 | 246.0 | 175 | 778 | Heavy Duty | 100 |
| CTWR080A | UL | 36.000 | 914.0 | 0.354 | 9.0 | 10.630 | 270.0 | 175 | 778 | Heavy Duty | 100 |
| WITA-175L-UVB-Q | UL | 36.000 | 914.0 | 0.350 | 9.0 | 10.910 | 277.0 | 175 | 778 | Heavy Duty | 25 |
| CTWR081A | UL | 46.000 | 1168 | 0.354 | 9.0 | 14.170 | 360.0 | 175 | 778 | Heavy Duty | 100 |
| CTWR082A | UL | 48.000 | 1219 | 0.354 | 9.0 | 15.000 | 380.0 | 175 | 778 | Heavy Duty | 100 |
| CTWR084A | — | 59.000 | 1500 | 0.354 | 9.0 | 18.270 | 464.0 | 175 | 778 | Heavy Duty | 100 |



CABLE TIES

CTHD Series Extra Heavy Duty Cable Tie

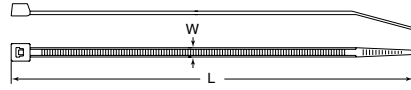


Specifications:

- Material: UL94 V-2 Nylon 6/6
- Color: See Table

Features:

- Service Temperature: -40°F to 185°F (-40°C to 85°C)
- High tensile strength for demanding applications



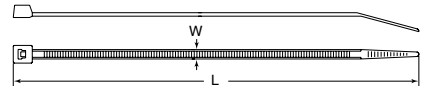
| Item No. | | | | L | | W | | Ø Max Bundle | | Tensile Strength | | Classification | Bulk Pack Qty |
|----------|----------|----------|----------|-------|--------|-------|------|--------------|-------|------------------|------|------------------|---------------|
| Natural | Approval | Black | Approval | in | mm | in | mm | in | mm | lbs | N | | |
| CTHD001A | | CTHD001B | — | 9.06 | 230.0 | 0.500 | 12.7 | 2.480 | 63.0 | 250 | 1113 | Extra Heavy Duty | 100 |
| CTHD002A | | CTHD002B | — | 11.02 | 280.0 | 0.500 | 12.7 | 3.150 | 80.0 | 250 | 1113 | Extra Heavy Duty | 100 |
| CTHD003A | | CTHD003B | — | 14.96 | 380.0 | 0.500 | 12.7 | 4.330 | 110.0 | 250 | 1113 | Extra Heavy Duty | 100 |
| CTHD004A | — | CTHD004B | — | 18.90 | 480.0 | 0.500 | 12.7 | 5.510 | 140.0 | 250 | 1113 | Extra Heavy Duty | 100 |
| CTHD005A | | CTHD005B | | 21.65 | 550.0 | 0.500 | 12.7 | 6.540 | 166.0 | 250 | 1113 | Extra Heavy Duty | 100 |
| CTHD006A | — | CTHD006B | — | 22.83 | 580.0 | 0.500 | 12.7 | 6.890 | 175.0 | 250 | 1113 | Extra Heavy Duty | 100 |
| CTHD007A | — | CTHD007B | — | 28.74 | 730.0 | 0.500 | 12.7 | 8.860 | 225.0 | 250 | 1113 | Extra Heavy Duty | 100 |
| CTHD008A | — | CTHD008B | — | 34.65 | 880.0 | 0.500 | 12.7 | 10.510 | 267.0 | 250 | 1113 | Extra Heavy Duty | 100 |
| CTHD009A | — | CTHD009B | — | 40.55 | 1030.0 | 0.500 | 12.7 | 12.480 | 317.0 | 250 | 1113 | Extra Heavy Duty | 100 |

CT Series Colored Locking Cable Tie



Specifications:

- Material: UL94 V-2 Nylon 6/6
- Color: See Table



| Item No. | | | | | L Ref. | | W Ref. | | Ø Max Bundle | | Tensile Strength | | Classification | Bulk Pack Qty | |
|----------|--------|--------|--------|--------|----------|-------|--------|-------|--------------|-------|------------------|-----|----------------|---------------|-----|
| Green | Red | Yellow | Blue | Silver | Approval | in | mm | in | mm | in | mm | lbs | | | N |
| CT003G | CT003K | CT003Y | CT003L | CT003S | | 3.94 | 100.0 | 0.098 | 2.5 | 0.980 | 25.0 | 18 | 80 | Miniature | 100 |
| CT007G | CT007K | CT007Y | CT007L | CT007S | | 8.00 | 203.0 | 0.098 | 2.5 | 2.170 | 55.0 | 18 | 80 | Miniature | 100 |
| CT010G | CT010K | CT010Y | CT010L | CT010S | | 5.91 | 150.0 | 0.142 | 3.6 | 1.540 | 39.0 | 40 | 178 | Intermediate | 100 |
| CT013G | CT013K | CT013Y | CT013L | CT013S | | 9.84 | 250.0 | 0.142 | 3.6 | 2.910 | 74.0 | 40 | 178 | Intermediate | 100 |
| CT022G | CT022K | CT022Y | CT022L | CT022S | | 8.00 | 203.0 | 0.181 | 4.6 | 2.170 | 55.0 | 50 | 222 | Standard | 100 |
| CT025G | CT025K | CT025Y | CT025L | CT025S | | 11.81 | 300.0 | 0.189 | 4.8 | 3.350 | 85.0 | 50 | 222 | Standard | 100 |
| CT027G | CT027K | CT027Y | CT027L | CT027S | | 14.49 | 368.0 | 0.189 | 4.8 | 4.020 | 102.0 | 50 | 222 | Standard | 100 |
| CT072G | CT072K | CT072Y | CT072L | CT072S | | 14.96 | 380.0 | 0.299 | 7.6 | 4.330 | 110.0 | 120 | 534 | Heavy Duty | 100 |

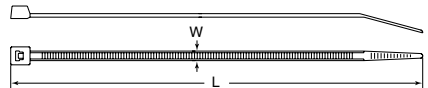
Polypropylene Locking Cable Tie

Specifications:

- Material: Polypropylene
- Color: Black

Features:

- Excellent chemical resistance
- Moisture levels are relatively unaffected by variations in moisture levels
- Buoyant

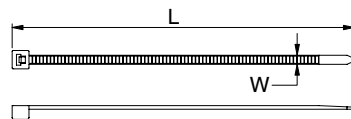


| Item No. | L Ref. | | W Ref. | | Ø Max Bundle | | Tensile Strength | | Bulk Pack Qty |
|----------|--------|-------|--------|-----|--------------|-------|------------------|-----|---------------|
| | in | mm | in | mm | in | mm | lbs | N | |
| 1293369 | 5.90 | 150.0 | 0.14 | 3.6 | 1.42 | 36.1 | 18 | 80 | 100 |
| 1293370 | 8.00 | 203.0 | 0.18 | 4.6 | 2.05 | 52.1 | 22 | 98 | 100 |
| 1293371 | 9.84 | 250.0 | 0.19 | 4.8 | 2.68 | 68.1 | 22 | 98 | 100 |
| 1293372 | 9.49 | 240.0 | 0.29 | 7.4 | 2.40 | 61.0 | 50 | 222 | 100 |
| 1293373 | 11.81 | 300.0 | 0.30 | 7.6 | 3.15 | 80.0 | 50 | 222 | 100 |
| 1293374 | 14.96 | 380.0 | 0.30 | 7.6 | 4.13 | 104.9 | 50 | 222 | 100 |
| 1293375 | 21.65 | 550.0 | 0.31 | 7.9 | 6.30 | 160 | 50 | 222 | 100 |

WITA-V0 Series UL94 V-0 Locking Cable Tie

Specifications:

- Material: UL94 V-0 Nylon 6/6
- Color: Natural

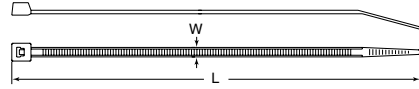


| Item No. | L Ref. | | W Ref. | | Ø Max Bundle | | Tensile Strength | | Bulk Pack Qty |
|---------------|--------|-------|--------|-----|--------------|------|------------------|-----|---------------|
| | in | mm | in | mm | in | mm | lbs | N | |
| WITA-18R-V0-M | 4.72 | 120.0 | 0.100 | 2.5 | 1.060 | 26.9 | 18 | 80 | 1000 |
| WITA-50R-V0-M | 7.90 | 200.7 | 0.180 | 4.6 | 1.950 | 49.5 | 50 | 222 | 1000 |

CABLE TIES & INSTALLATION TOOLS



CTHS/WITA-HS Series Heat Stabilized Cable Tie



Specifications:

- Material: UL94 V-2 Heat Stabilized Nylon 6/6
- Color: Black

Features:

- Service Temperature: -40°F to 221°F (-40°C to 105°C)
- Suitable for higher temperature applications



| Item No. | Approval | L Ref. | | W Ref. | | Ø Max Bundle | | Tensile Strength | | Classification | Bulk Pack Qty |
|----------------|----------|--------|-------|--------|-----|--------------|-------|------------------|-----|----------------|---------------|
| | | in | mm | in | mm | in | mm | lbs | N | | |
| CT003F | RU | 3.94 | 100.0 | 0.098 | 2.5 | 0.980 | 25.0 | 18 | 80 | Miniature | 100 |
| WITA-18R-HS-M | — | 4.72 | 120.0 | 0.100 | 2.5 | 1.060 | 26.9 | 18 | 80 | Miniature | 1000 |
| CT005C | RU | 5.59 | 142.0 | 0.098 | 2.5 | 1.380 | 35.0 | 18 | 80 | Miniature | 100 |
| CT007C | RU | 8.00 | 203.0 | 0.098 | 2.5 | 2.170 | 55.0 | 18 | 80 | Miniature | 100 |
| WITA-40R-HS-M | — | 5.91 | 150.0 | 0.140 | 3.6 | 1.480 | 37.6 | 40 | 178 | Intermediate | 1000 |
| CT012D | RU | 8.00 | 203.0 | 0.142 | 3.6 | 2.170 | 55.0 | 40 | 178 | Intermediate | 100 |
| CT015C | RU | 11.50 | 292.0 | 0.142 | 3.6 | 3.350 | 85.0 | 40 | 178 | Intermediate | 100 |
| CT018C | RU | 4.72 | 120.0 | 0.189 | 4.8 | 1.180 | 30.0 | 50 | 222 | Standard | 100 |
| CT019C | RU | 6.30 | 160.0 | 0.189 | 4.8 | 1.650 | 42.0 | 50 | 222 | Standard | 100 |
| CT021C | RU | 7.48 | 190.0 | 0.189 | 4.8 | 2.050 | 52.0 | 50 | 222 | Standard | 100 |
| WITA-50R-HS-M | — | 7.90 | 200.7 | 0.180 | 4.6 | 1.950 | 49.5 | 50 | 222 | Standard | 1000 |
| CT022C | RU | 8.00 | 203.0 | 0.181 | 4.6 | 2.170 | 55.0 | 50 | 222 | Standard | 100 |
| CT024C | RU | 11.02 | 280.0 | 0.189 | 4.8 | 3.190 | 81.0 | 50 | 222 | Standard | 100 |
| WITA-50RL-HS-M | — | 11.02 | 280.0 | 0.190 | 4.8 | 3.030 | 77.0 | 50 | 222 | Standard | 1000 |
| CT025C | RU | 11.81 | 300.0 | 0.189 | 4.8 | 3.350 | 85.0 | 50 | 222 | Standard | 100 |
| CT027F | RU | 14.49 | 368.0 | 0.189 | 4.8 | 4.020 | 102.0 | 50 | 222 | Standard | 100 |
| CT029F | RU | 17.00 | 432.0 | 0.189 | 4.8 | 4.920 | 125.0 | 50 | 222 | Standard | 100 |
| CT033C | — | 21.65 | 550.0 | 0.189 | 4.8 | 6.540 | 166.0 | 50 | 222 | Standard | 100 |
| CT067C | — | 9.45 | 240.0 | 0.299 | 7.6 | 2.600 | 66.0 | 120 | 534 | Heavy Duty | 100 |
| CT072C | RU | 14.96 | 380.0 | 0.299 | 7.6 | 4.330 | 110.0 | 120 | 534 | Heavy Duty | 100 |
| CT075C | RU | 24.02 | 610.0 | 0.354 | 9.0 | 7.280 | 185.0 | 175 | 778 | Heavy Duty | 100 |

CTG Series Cable Tie Installation Tools



Figure 1



Figure 2



Figure 3



Figure 4



Figure 5



Figure 6

| Item No. | Figure | Used with Cable Ties | Features: | Pack Qty |
|----------|--------|----------------------|---|----------|
| WIT-1 | 1 | 18 - 50 lbs | Lightweight for job site installations and repairs | 1 |
| WIT-2A | 2 | 18 - 50 lbs | Heavy duty construction - cuts tie flush when adjustable preset bundling tension is reached | 1 |
| CTG004A | 3 | 50 - 175 lbs | Heavy duty construction | 1 |
| WIT-3A | 4 | 18 - 50 lbs | Economy model - glass reinforced Nylon for lightweight durability | 1 |
| CTG010A | 5 | Stainless Steel | Tightens and cuts locking Stainless Steel ties | 1 |
| MTG-1 | 6 | Stainless Steel | Tightens and cuts locking Stainless Steel ties | 1 |

CTR/WIT-RT Series Standard Releasable Cable Tie

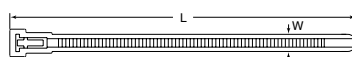



Figure 1

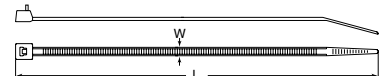


Figure 2

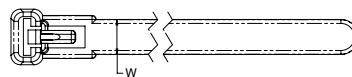


Figure 3

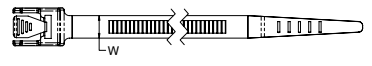


Figure 4

Specifications:

- Material: UL94 V-2 Nylon 6/6
- Color: See Table

Features:

- Ties remain locked until intentionally released using release tab
- Great for temporary bundling purposes or future changes

| Item No. | Natural | | Black UV Stabilized Nylon 6/6 | Approval | Figure | L Ref. | | W Ref. | | Ø Max Bundle | | Tensile Strength | | Bulk Pack Qty |
|---------------|---------|-------|-------------------------------|----------|--------|--------|-------|--------|------|--------------|-------|------------------|------|---------------|
| | Black | Black | | | | in | mm | in | mm | in | mm | lbs | N | |
| WIT-RT-1-M | — | — | WIT-RT-1-UVB-M | — | 3 | 8.093 | 206.0 | 0.300 | 7.6 | 1.875 | 48.0 | 30 | 133 | 1000 |
| WIT-RT-0550-M | — | — | WITRT-0550-UV-M | RU | 4 | 5.500 | 139.7 | 0.210 | 5.3 | 1.250 | 31.8 | 40 | 178 | 1000 |
| WIT-RT-0800-M | — | — | WITRT-0800-UV-M | RU | 4 | 8.000 | 203.2 | 0.210 | 5.3 | 2.000 | 50.8 | 40 | 178 | 1000 |
| WIT-RT-1050-M | — | — | — | — | 4 | 10.500 | 266.7 | 0.210 | 5.3 | 2.500 | 63.5 | 40 | 178 | 1000 |
| WIT-50SR-M | — | — | WIT-50SR-UVB-M | RU | 2 | 6.000 | 152.4 | 0.190 | 4.8 | 1.500 | 38.1 | 50 | 222 | 1000 |
| WIT-50RR-M | — | — | WIT-50RR-UVB-M | RU | 2 | 8.000 | 203.2 | 0.190 | 4.8 | 2.000 | 50.8 | 50 | 222 | 1000 |
| — | CTR003A | — | — | RU | 1 | 8.000 | 200.0 | 0.299 | 7.6 | 2.000 | 50.0 | 50 | 222 | 100 |
| WIT-50LR-M | — | — | WIT-50LR-UVB-M | — | 2 | 11.656 | 295.9 | 0.190 | 4.8 | 3.000 | 76.2 | 50 | 222 | 1000 |
| — | CTR005A | — | — | RU | 1 | 11.875 | 300.0 | 0.299 | 7.6 | 3.150 | 80.0 | 50 | 222 | 100 |
| CTR011A | — | — | — | — | 2 | 14.562 | 370.0 | 0.189 | 4.8 | 4.020 | 102.0 | 50 | 222 | 100 |
| WIT-RT-1525-Q | — | — | — | RU | 4 | 15.250 | 387.4 | 0.520 | 13.2 | 4.000 | 101.6 | 250 | 1113 | 25 |
| WIT-RT-2150-Q | — | — | — | RU | 4 | 21.500 | 546.1 | 0.520 | 13.2 | 6.000 | 152.4 | 250 | 1113 | 25 |
| WIT-RT-2775-Q | — | — | — | RU | 4 | 27.750 | 704.9 | 0.520 | 13.2 | 8.000 | 203.2 | 250 | 1113 | 25 |



STAINLESS STEEL CABLE TIES/SPECIALTY CABLE TIES

MT Series Stainless Steel Cable Tie



Use with Installation Tools CTG010A or MTG-1 on page 217.



See page 232 for Stainless Steel Cable Tie Holders.



Specifications:

- Material: See Table

Features:

- Temperature Range: -328°F to 1000°F (-200°C to 538°C)
- Use 316 Stainless Steel for corrosive environments
- Use Type 304 Stainless Steel for general purpose indoor/outdoor applications
- Radiation, vibration and flame resistant

| Item No. | | | Length | | Width | | Ø Max Bundle | | Tensile Strength | | Bulk Pack Qty |
|---------------------|---------------------|----------|--------|--------|-------|-----|--------------|-------|------------------|------|---------------|
| 304 Stainless Steel | 316 Stainless Steel | Approval | in | mm | in | mm | in | mm | lbs | N | |
| MT-1 | MT-16 | RU | 5.00 | 127.0 | 0.18 | 4.6 | 1.00 | 25.4 | 100 | 445 | 100 |
| MT-2 | MT-17 | RU | 7.91 | 201.0 | 0.18 | 4.6 | 2.00 | 51.0 | 100 | 445 | 100 |
| MT-3 | MT-18 | RU | 10.20 | 259.0 | 0.18 | 4.6 | 2.75 | 70.0 | 100 | 445 | 100 |
| MT-4 | MT-19 | RU | 14.25 | 362.0 | 0.18 | 4.6 | 4.00 | 102.0 | 100 | 445 | 100 |
| MT-5 | MT-20 | RU | 20.51 | 521.0 | 0.18 | 4.6 | 6.00 | 152.0 | 100 | 445 | 100 |
| MT-6 | MT-21 | RU | 26.73 | 679.0 | 0.18 | 4.6 | 8.00 | 203.0 | 100 | 445 | 100 |
| MT-7 | MT-22 | RU | 32.99 | 838.0 | 0.18 | 4.6 | 10.00 | 254.0 | 100 | 445 | 100 |
| MT-8 | MT-23 | RU | 39.29 | 998.0 | 0.18 | 4.6 | 12.00 | 304.0 | 100 | 445 | 50 |
| MT-9 | MT-24 | RU | 49.21 | 1250.0 | 0.18 | 4.6 | 15.00 | 380.0 | 100 | 445 | 50 |
| MT-10 | MT-25 | RU | 7.91 | 201.0 | 0.31 | 7.9 | 2.00 | 51.0 | 250 | 1113 | 100 |
| MT-11 | MT-26 | RU | 14.25 | 362.0 | 0.31 | 7.9 | 4.00 | 102.0 | 250 | 1113 | 100 |
| MT-12 | MT-27 | RU | 20.51 | 521.0 | 0.31 | 7.9 | 6.00 | 152.0 | 250 | 1113 | 100 |
| MT-13 | MT-28 | RU | 26.73 | 679.0 | 0.31 | 7.9 | 8.00 | 203.0 | 250 | 1113 | 100 |
| MT-14 | MT-29 | RU | 32.99 | 838.0 | 0.31 | 7.9 | 10.00 | 254.0 | 250 | 1113 | 50 |
| MT-15 | MT-30 | RU | 39.29 | 998.0 | 0.31 | 7.9 | 12.00 | 304.0 | 250 | 1113 | 50 |

HDSB Series Heavy Duty Strap and Buckle

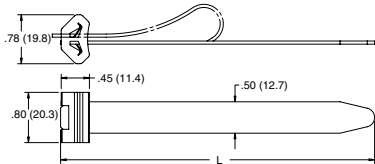


Specifications:

- Head Material: High Impact UV Stabilized Acetal
- Strap Material: See Table
- Color: Black

Features:

- For heavy duty applications; max tensile strength of 350 lbs.
- Steel teeth on buckle grip the strap permanently
- Buckle is preassembled on one end of the strap
- Nylon strap material is high strength, lightweight, and relatively inexpensive
- Acetal strap material has excellent weatherability, superior dimension stability, and low-temperature toughness
- Installation tool available, use Item No. WIT-HD-6



| Item No. | | Min Loop Tensile Strength lbs | L | | Ø Max Bundle | | Bulk Pack Qty |
|---------------------------|---|-------------------------------|-------|--------|--------------|-------|---------------|
| Strap: UL94 V-2 Nylon 6/6 | Strap: High Impact UV Stabilized Acetal | | in | mm | in | mm | |
| HDSB1-350-R | HDSB2-350-R | 350 | 15.00 | 381.0 | 4.00 | 101.6 | 50 |
| HDSB1-350-L | HDSB2-350-L | 350 | 33.00 | 838.2 | 9.70 | 246.4 | 25 |
| HDSB1-350-XL | HDSB2-350-XL | 350 | 50.00 | 1270.0 | 15.10 | 383.5 | 25 |

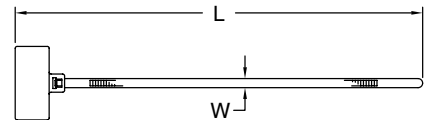
WITA-F Series Identification Marker Tie

Specifications:

- Material: UL94 V-2 Nylon 6/6
- Color: Natural

Features:

- Identification label on tie that can be imprinted or written on with markers



| Item No. | L Ref. | | W Ref. | | Ø Max Bundle | | Tensile Strength | | Marker Pad | | Bulk Pack Qty |
|---------------|--------|-------|--------|-----|--------------|------|------------------|----|-------------|------------|---------------|
| | in | mm | in | mm | in | mm | lbs | N | in | mm | |
| WITA-F2-18R-M | 4.330 | 110.0 | 0.100 | 2.5 | 0.980 | 25.0 | 18 | 80 | 1.00 x 0.31 | 25.0 x 7.9 | 1000 |

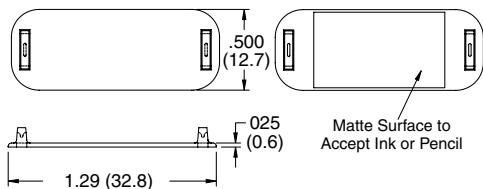
WIT-MK-1 Marker Tag for Cable Ties

Specifications:

- Material: UL94 V-2 Nylon 6/6
- Color: Natural

Features:

- Slide any standard cable tie up to 50 lbs. through mounting slots (ties sold separately)
- Matte surface to accept ink, pencil or marker



| Item No. | Cable Ties Accepted | Bulk Pack Qty |
|----------|---------------------|---------------|
| WIT-MK-1 | 18 lbs. - 50 lbs. | 1000 |

DOUBLE HEADED & BEADED CABLE TIES



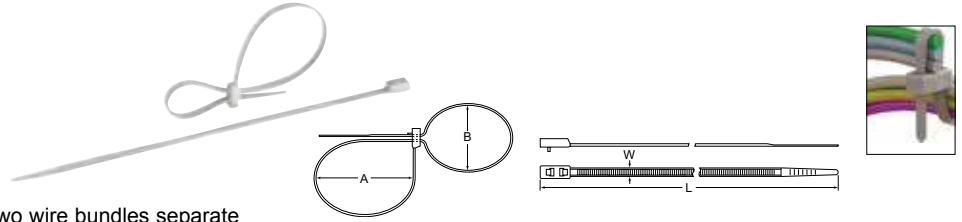
CTDH/WITA-DH Series Double Headed Cable Tie

Specifications:

- Material: UL94 V-2 Nylon 6/6
- Color: See Table

Features:

- Double head design keeps two wire bundles separate



| Item No. | | L | | W | | A Max | | A Min | | B Max | | B Min | | Tensile Strength | | Bulk Pack Qty |
|---------------|---------------------|--------|-------|-------|-----|-------|-------|-------|-----|-------|------|-------|-----|------------------|-----|---------------|
| Natural | Black UV Stabilized | In | mm | In | mm | In | mm | In | mm | In | mm | In | mm | Lbs | N | |
| WITA-50RLDH-M | WITA50RLDH-UV-M | 8.875 | 225.0 | 0.189 | 4.8 | 2.300 | 59.0 | 0.098 | 2.5 | 2.000 | 52.0 | 0.079 | 2.0 | 50 | 222 | 1000 |
| CTDH002A | — | 11.875 | 300.0 | 0.189 | 4.8 | 3.300 | 83.0 | 0.098 | 2.5 | 3.000 | 76.0 | 0.079 | 2.0 | 50 | 222 | 1000 |
| WITA-50LDH-M | WITA-50LDH-UV-M | 14.560 | 370.0 | 0.189 | 4.8 | 4.100 | 105.0 | 0.098 | 2.5 | 3.900 | 98.0 | 0.079 | 2.0 | 50 | 222 | 1000 |

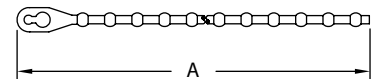
BT Series Beaded Cable Tie

Specifications:

- Material: See Table
- Color: See Table

Features:

- Easy to install and release
- Beaded design keeps wires from shifting or slipping
- Polypropylene material is very flexible



| Item No. | | | | | A Ref. Length | | Ø Max Bundle Requires 3 Bead Engagement | | Bulk Pack Qty |
|---------------------------|------------------------------|----------------------------|-----------------------------|----------------------------|---------------|-------|---|------|---------------|
| Red UL94 HB Polypropylene | Yellow UL94 HB Polypropylene | Blue UL94 HB Polypropylene | Black UL94 HB Polypropylene | Natural UL94 V-2 Nylon 6/6 | in | mm | in | mm | |
| BT-2-10-RD | BT-2-10-YL | BT-2-10-BL | BT-2-10-BK | BT-2-01-NT | 2.50 | 63.5 | 0.563 | 14.3 | 1000 |
| BT-4-10-RD | BT-4-10-YL | BT-4-10-BL | BT-4-10-BK | BT-4-01-NT | 4.00 | 101.6 | 1.000 | 25.4 | 1000 |
| BT-5-10-RD | BT-5-10-YL | BT-5-10-BL | BT-5-10-BK | BT-5-01-NT | 5.00 | 127.0 | 1.250 | 31.8 | 1000 |
| BT-6-10-RD | BT-6-10-YL | BT-6-10-BL | BT-6-10-BK | BT-6-01-NT | 6.00 | 152.4 | 1.750 | 44.5 | 1000 |
| BT-8-10-RD | BT-8-10-YL | BT-8-10-BL | BT-8-10-BK | BT-8-01-NT | 8.75 | 222.3 | 2.375 | 60.3 | 1000 |
| BT-10-10-RD | BT-10-10-YL | BT-10-10-BL | BT-10-10-BK | BT-10-01-NT | 10.75 | 273.1 | 3.125 | 85.7 | 1000 |
| BT-12-10-RD | BT-12-10-YL | BT-12-10-BL | BT-12-10-BK | BT-12-01-NT | 12.75 | 323.9 | 3.625 | 92.1 | 1000 |

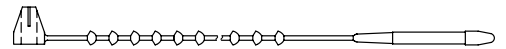
LBT Series Locking Beaded Cable Tie

Specifications:

- Material: UL94 V-2 Nylon 6/6
- Color: Natural

Features:

- Has a permanent locking feature



| Item No. | Approval | Length | | Width Max | | Ø Max Bundle | | Tensile Strength | | Bulk Pack Qty |
|-----------|----------|--------|-------|-----------|-----|--------------|------|------------------|----|---------------|
| | | in | mm | in | mm | in | mm | lbs | N | |
| LBT-18-01 | FA | 5.90 | 150.0 | 0.080 | 2.0 | 1.4 | 35.6 | 18 | 80 | 1000 |

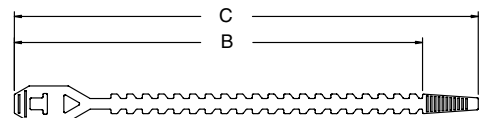
HT Series Hanking Cable Tie

Specifications:

- Material: Polyethylene
- Color: Natural

Features:

- Good for wrapping electrical cords for shipping and packaging
- Extremely flexible



| Item No. | B Ref. | | C Ref. | | Ø Max Bundle | | Width of Strap | | Bulk Pack Qty |
|----------|--------|-------|--------|-------|--------------|------|----------------|-----|---------------|
| | in | mm | in | mm | in | mm | in | mm | |
| HT-3.9 | 3.19 | 81.0 | 3.90 | 99.0 | 0.91 | 23.0 | 0.250 | 6.4 | 1000 |
| HT-4.9 | 4.21 | 107.0 | 4.92 | 125.0 | 1.10 | 28.0 | 0.250 | 6.4 | 1000 |
| HT-5.9 | 5.20 | 132.0 | 5.91 | 150.0 | 1.42 | 36.0 | 0.250 | 6.4 | 1000 |



SCREW MOUNT & SPECIALTY CABLE TIES

SR 1787 Series Adhesive Based Ladder Ties



Specifications:

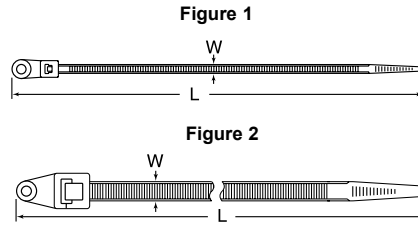
- Material: UL94 V-2 Nylon 6/6
- Color: Natural

Features:

- Strap is inserted through the buckle at the adhesive base
- Ladder style allows it to be adjustable
- Strong adhesion for quick and easy assembly

| Item No. | Max Cable Diameter | | L | | W | | Bulk Pack Qty |
|----------|--------------------|------|-------|------|-------|------|---------------|
| | in | mm | in | mm | in | mm | |
| 460297 | 0.669 | 17.0 | 0.984 | 25.0 | 0.709 | 18.0 | 100 |
| 460298 | 0.866 | 22.0 | 1.201 | 30.5 | 0.827 | 21.0 | 100 |
| 460299 | 1.024 | 26.0 | 1.201 | 30.5 | 0.827 | 21.0 | 100 |

CTMT Series Screw Mount Cable Tie



Specifications:

- Material: UL94 V-2 Nylon 6/6
- Color: Natural

Features:

- Mountable with single screw or bolt

| Item No. | Figure | L | | W | | Ø Max Bundle | | Tensile Strength | | Screw Size | Bulk Pack Qty |
|----------|--------|-------|-------|-------|-----|--------------|-----|------------------|-----|------------|---------------|
| | | in | mm | in | mm | in | mm | lbs. | N | | |
| CTMT001A | 1 | 4.33 | 110 | 0.098 | 2.5 | 0.984 | 25 | 18 | 80 | #4 | 100 |
| CTMT002A | 1 | 6.75 | 171.5 | 0.146 | 3.7 | 1.575 | 40 | 40 | 178 | #10 | 100 |
| CTMT003A | 1 | 8.62 | 219 | 0.165 | 4.2 | 2.047 | 52 | 50 | 222 | #10 | 100 |
| CTMT006A | 2 | 16.14 | 410 | 0.311 | 7.9 | 4.409 | 112 | 120 | 534 | M6 | 100 |
| CTMT007A | — | 11.81 | 300 | 0.307 | 7.8 | 3.150 | 80 | 120 | 534 | M6 | 100 |

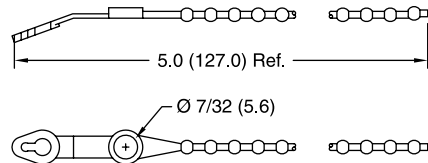
ST Series Screw Mount Beaded Cable Tie

Specifications:

- Material: See table
- Color: Natural

Features:

- Tie is easily releasable
- Polypropylene material is very flexible
- Easily and securely mounted with a #12 (M5) screw



| Item No. | Material | Ø Bundle Range | | Screw Size | Bulk Pack Qty |
|----------|-----------------------|----------------|------------|------------|---------------|
| | | in | mm | | |
| ST-205 | UL94 HB Polypropylene | 0.250 - 1.250 | 6.4 - 31.8 | #12 | 1000 |
| ST-305 | UL94 V-2 Nylon 6/6 | 0.250 - 1.250 | 6.4 - 31.8 | #12 | 1000 |

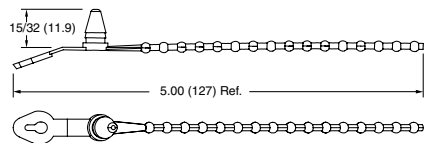
PT Series Push In Beaded Cable Tie

Specifications:

- Material: See table
- Color: See table

Features:

- Easily snaps into mounting hole
- Tie is easily releasable
- Polypropylene material is very flexible



| Item No. | UL94 Horizontal Burn Polypropylene | UL94 V-2 Nylon 6/6 | Color | Ø Bundle Range | | Ø Mounting Hole | | Panel Thickness | | Bulk Pack Qty |
|----------|------------------------------------|--------------------|---------|----------------|------------|-----------------|-----|-----------------|-----------|---------------|
| | | | | in | mm | in | mm | in | mm | |
| PT-203 | PT-303 | | Black | 1/4 - 1-1/4 | 6.4 - 31.8 | 0.250 | 6.4 | 1/32 - 1/8 | 0.8 - 3.2 | 1000 |
| PT-205 | PT-305 | | Natural | 1/4 - 1-1/4 | 6.4 - 31.8 | 0.250 | 6.4 | 1/32 - 1/8 | 0.8 - 3.2 | 1000 |

PUSH MOUNT CABLE TIES



WIT-A/WITBH Series Push Mount Cable Tie



Figure 3

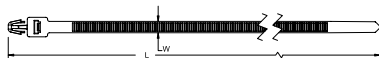


Figure 1

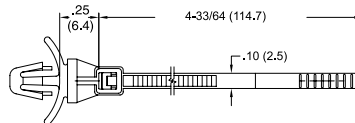


Figure 4

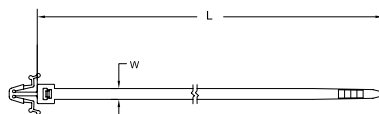


Figure 2

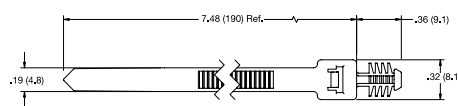


Figure 5

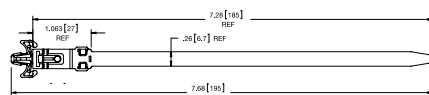


Figure 6

Specifications:

- Material: UL94 V-2 Nylon 6/6
- WITBH-50R-HS Material: UL94 V-2 Heat Stabilized Nylon serviceable to 239°F
- Color: Natural

Features:

- Easily snaps into pre-drilled holes
- Can be mounted to installation before final assembly
- Combines a cable tie, mount and fastener in a single part
- Figures 2 and 6 are removable from the top of the board

| Item No. | Figure | L Ref. | | W Ref. | | Ø Max Bundle | | Tensile Strength | | Ø Mounting Hole | | Panel Thickness | | Bulk Pack Qty |
|-----------------|--------|--------|--------------|--------|-----|--------------|------|------------------|-----|-----------------|-----------|-----------------|-----------|---------------|
| | | in | mm | in | mm | in | mm | lbs. | N | in | mm | in | mm | |
| WIT-50RLA-1 | 1 | 5.320 | 135.0 | 0.190 | 4.8 | 1.000 | 25.4 | 50 | 222 | 0.250 | 6.4 | 0.125 | 3.18 | 1000 |
| WIT-50RLA-2 | 1 | 6.690 | 170.0 | 0.190 | 4.8 | 1.500 | 38.1 | 50 | 222 | 0.250 | 6.4 | 0.125 | 3.18 | 1000 |
| WIT-50RLA-3 | 1 | 7.870 | 200.0 | 0.190 | 4.8 | 1.750 | 44.5 | 50 | 222 | 0.250 | 6.4 | 0.125 | 3.18 | 1000 |
| WIT-50RLA-M | 1 | 8.870 | 225.4 | 0.190 | 4.8 | 2.000 | 50.8 | 50 | 222 | 0.187 | 4.7 | 0.093 | 2.36 | 1000 |
| WIT-30RAR1-2 | 2 | 5.125 | 130.0 | 0.14 | 3.6 | 1.000 | 25.4 | 30 | 135 | 0.189 | 4.8 | 0.079 - 0.094 | 2.0 - 2.4 | 100 |
| WIT-30LAR1-2 | 2 | 6.125 | 155.5 | 0.14 | 3.6 | 1.25 | 31.8 | 30 | 135 | 0.189 | 4.8 | 0.079 - 0.094 | 2.0 - 2.4 | 100 |
| WIT-18RA-01 | 3 | 4.290 | 109.0 | 0.100 | 2.5 | 0.830 | 21.0 | 18 | 80 | 0.190 | 4.8 | 0.060 | 1.6 | 1000 |
| WIT-50SA-01 | 3 | 5.240 | 133.0 | 0.190 | 4.8 | 0.910 | 23.0 | 50 | 222 | 0.250 | 6.4 | 0.060 | 1.6 | 1000 |
| WIT-50SA-1-01 | 3 | 5.240 | 133.0 | 0.190 | 4.8 | 0.910 | 23.0 | 50 | 222 | 0.250 - 0.270 | 6.4 - 6.8 | 0.030 - 0.080 | 0.8 - 2.0 | 1000 |
| WIT-50SRA-01 | 3 | 6.810 | 173.0 | 0.190 | 4.8 | 1.420 | 36.0 | 50 | 222 | 0.250 | 6.4 | 0.060 | 1.6 | 1000 |
| WIT-50SRA-1-01 | 3 | 6.810 | 173.0 | 0.190 | 4.8 | 1.420 | 36.0 | 50 | 222 | 0.250 - 0.270 | 6.4 - 6.8 | 0.030 - 0.080 | 0.8 - 2.0 | 1000 |
| WIT-50RA-01 | 3 | 7.800 | 198.0 | 0.190 | 4.8 | 1.690 | 43.0 | 50 | 222 | 0.250 | 6.4 | 0.060 | 1.6 | 500 |
| WIT-50RA-1-01 | 3 | 7.800 | 198.0 | 0.190 | 4.8 | 1.690 | 43.0 | 50 | 222 | 0.250 - 0.270 | 6.4 - 6.8 | 0.030 - 0.080 | 0.8 - 2.0 | 500 |
| WIT-18R1A-4-01 | 4 | 4.760 | 121.1 | 0.100 | 2.5 | 0.750 | 19.1 | 18 | 80 | 0.156 | 4.0 | 0.031 - 0.078 | 0.8 - 2.0 | 1000 |
| WIT-18RA-4-01-M | 4 | 4.760 | 121.1 | 0.100 | 2.5 | 0.750 | 19.1 | 18 | 80 | 0.187 | 4.8 | 0.031 - 0.078 | 0.8 - 2.0 | 1000 |
| WIT-18R2A-4-01 | 4 | 4.760 | 121.1 | 0.100 | 2.5 | 0.750 | 19.1 | 18 | 80 | 0.187 | 4.8 | 0.062 - 0.140 | 1.6 - 3.6 | 1000 |
| WITBH-50R | 5 | | See Figure 5 | | | 1.750 | 44.5 | 50 | 228 | 0.25 | 6.4 | 0.250 | 6.4 | 100 |
| WITBH-50R-HS | 5 | | See Figure 5 | | | 1.750 | 44.5 | 50 | 228 | 0.25 | 6.4 | 0.250 | 6.4 | 100 |
| WIT-40LAR | 6 | | See Figure 6 | | | 1.970 | 50 | 40 | 178 | 0.187 | 4.8 | 0.020 - 0.091 | 0.5 - 2.3 | 100 |

WIT-30RRA/TOAH Series Releasable Arrowhead Cable Tie

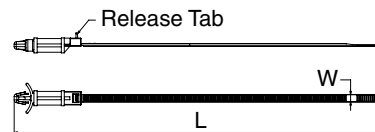


Figure 1

Specifications:

- Material: UL94 V-2 Nylon 6/6
- Color: Natural

Features:

- Combines cable tie, mount and fastener in a single part
- Used to attach wire or cable bundles to a surface
- Easily snaps into pre-drilled holes
- WIT-30RRA part has a spacer after the arrowhead

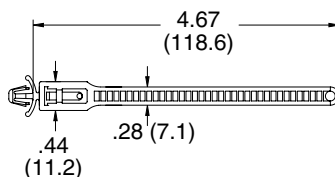


Figure 2

| Item No. | Figure | L Ref. | | W Ref. | | Ø Max Bundle | | Tensile Strength | | Ø Mounting Hole | | Panel Thickness | | Spacer Length | | Bulk Pack Qty |
|-----------------|--------|--------|-------|--------|-----|--------------|------|------------------|-----|-----------------|-----|-----------------|-----------|---------------|------|---------------|
| | | in | mm | in | mm | in | mm | lbs. | N | in | mm | in | mm | in | mm | |
| WIT-30RRA-4-M | 1 | 6.312 | 160.3 | 0.141 | 3.6 | 1.250 | 31.8 | 30 | 135 | 0.187 | 4.8 | 0.030 - 0.078 | 0.8 - 2.0 | 0.280 | 7.1 | 1000 |
| WIT-30RRA-8-M | 1 | 6.562 | 166.7 | 0.141 | 3.6 | 1.250 | 31.8 | 30 | 135 | 0.187 | 4.8 | 0.030 - 0.078 | 0.8 - 2.0 | 0.530 | 13.5 | 1000 |
| WIT-30RRA-12-M | 1 | 6.812 | 173.0 | 0.141 | 3.6 | 1.250 | 31.8 | 30 | 135 | 0.187 | 4.8 | 0.030 - 0.078 | 0.8 - 2.0 | 0.780 | 19.8 | 1000 |
| WIT-30RRA-16-M | 1 | 7.062 | 179.4 | 0.141 | 3.6 | 1.250 | 31.8 | 30 | 135 | 0.187 | 4.8 | 0.030 - 0.078 | 0.8 - 2.0 | 1.000 | 25.4 | 1000 |
| WIT-30RRAA-4-M | 1 | 6.362 | 161.6 | 0.141 | 3.6 | 1.250 | 31.8 | 30 | 135 | 0.250 | 6.4 | 0.030 - 0.078 | 0.8 - 2.0 | 0.280 | 7.1 | 1000 |
| WIT-30RRAA-8-M | 1 | 6.614 | 168.0 | 0.141 | 3.6 | 1.250 | 31.8 | 30 | 135 | 0.250 | 6.4 | 0.030 - 0.078 | 0.8 - 2.0 | 0.530 | 13.5 | 1000 |
| WIT-30RRAA-12-M | 1 | 6.862 | 174.3 | 0.141 | 3.6 | 1.250 | 31.8 | 30 | 135 | 0.250 | 6.4 | 0.030 - 0.078 | 0.8 - 2.0 | 0.780 | 19.8 | 1000 |
| WIT-30RRAA-16-M | 1 | 7.114 | 180.7 | 0.141 | 3.6 | 1.250 | 31.8 | 30 | 135 | 0.250 | 6.4 | 0.030 - 0.078 | 0.8 - 2.0 | 1.000 | 25.4 | 1000 |
| TOAH-18-01 | 2 | 4.670 | 118.6 | 0.280 | 7.1 | 1.125 | 28.5 | 40 | 178 | 0.250 | 6.4 | 0.062 | 1.6 | — | — | 1000 |



CABLE TIES & STRAPS

TOBS Series Adhesive/Screw Mount Tie

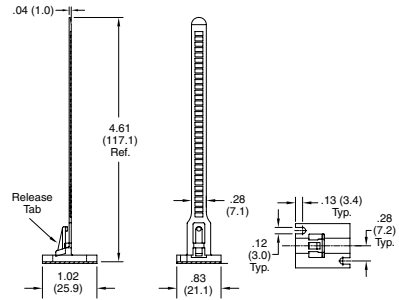


Specifications:

- Material: UL94 V-2 Nylon 6/6
- Color: Black

Features:

- Mounts with two #4 (M3) screws or adhesive
- Cable tie is releasable



| Item No. | Slots for Screw Size | | Ø Max Bundle | | Bulk Pack Qty |
|----------------|----------------------|----|--------------|------|---------------|
| | in | mm | in | mm | |
| TOBS-18-01A-RT | #4 | M3 | 1.125 | 28.5 | 1000 |

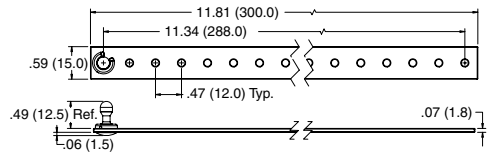
ES Series Rubber Strap with Locking Button

Specifications:

- Material: Strap; Silicone Rubber, 50 Shore A
Latch Pin: UL94 HB Nylon 6/6
- Color: Black

Features:

- Rubber strap can be stretched and wrapped around bundles up to three times
- Grips the cables preventing movement
- For additional latch pins, order part number CS-113-6



| Item No. | Ø Max Bundle | | Max Perimeter | | Bulk Pack Qty |
|----------|--------------|-------|---------------|-------|---------------|
| | in | mm | in | mm | |
| ES-1 | 4.33 | 110.0 | 13.6 | 345.0 | 100 |

RNS/LB Series Nylon Strap with Locking Button

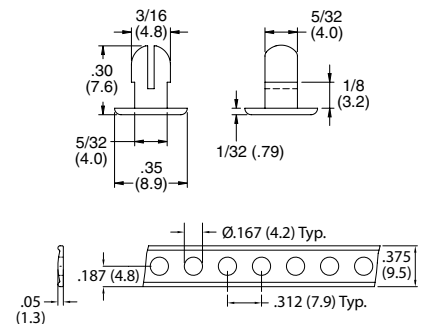


Specifications:

- Material: Nylon 6/6
- Color: Black

Features:

- 100 foot long strap can be cut to desired length
- Once bundle is wrapped, the strap is secured with mounting button, LB-5



| Item No. | Description | Material UL Rating | Bulk Pack Qty | Pack Qty |
|----------|----------------|--------------------|---------------|----------|
| RNS-167 | Strap | UL94 HB | 100 ft. | 1 |
| LB-5 | Locking Button | UL94 V-2 | 100 | 100 |

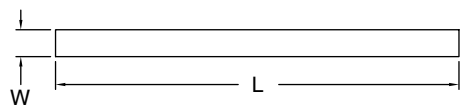
RKS Series Hook and Loop Strap

Specifications:

- Material: Hook: Low Density Polyethylene
Loop: Nylon Knit
- Color: Black

Features:

- Heavy duty hook and loop
- Features VELCRO® brand hook and loop material
- User can cut to desired length
- Excellent in reusable applications



| Item No. | L Length | | W Width | | Bulk Pack Qty |
|--------------|----------|-------|---------|------|---------------|
| | in | mm | in | mm | |
| RKS-8-6-BK | 6.0 | 152.4 | .50 | 12.7 | 10 |
| RKS-8-8-BK | 8.0 | 203.2 | .50 | 12.7 | 10 |
| RKS-8-12BK | 12.0 | 304.8 | .50 | 12.7 | 10 |
| RKS-16-8-BK | 8.0 | 203.2 | 1.00 | 25.4 | 10 |
| RKS-16-12-BK | 12.0 | 304.8 | 1.00 | 25.4 | 10 |

HOOK AND LOOP



RKWB/RKWFA Series Hook and Loop Clamp

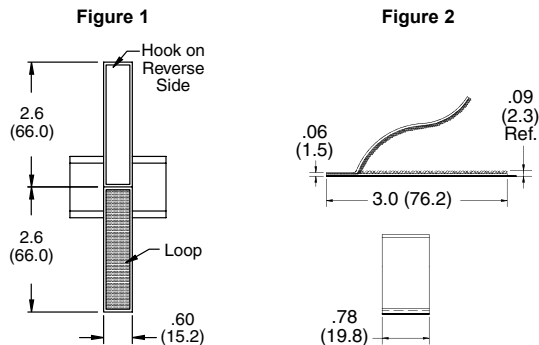


Specifications:

- Material: Hook and Loop
- Color: Black

Features:

- Hook and loop design
- RKWB accommodates multiple bundle diameters; up to 1-1/2"
- RKWFA accommodates multiple bundle diameters; up to 0.75"



| Item No. | Figure | Ø Max Bundle | | Base | | Bulk Pack Qty |
|----------|--------|--------------|------|-------------|-------------|---------------|
| | | in | mm | in | mm | |
| RKWB-1 | 1 | 1.5 | 38.1 | 2.0 x 1.0 | 50.8 x 25.4 | 100 |
| RKWFA-1 | 2 | 0.75 | 19.1 | 3.00 x 0.78 | 52.3 x 19.8 | 100 |


RKW Series Hook and Loop Cable Tie

Specifications:

- Material: Loop - Nylon Knit
Hook - Low-Density Polyethylene
- Color: See Table

Features:

- Easy assembly and removal
- Can be fastened and released several times
- Features: VELCRO® brand hook and loop material



See page 233 for Hook and Loop Cable Tie Holders.

| Item No. | | | Screw Mount | L | | W | | Ø Max Bundle | | Bulk Pack Qty |
|--------------|--------------|--------------|-------------|------|-------|------|------|--------------|-------|---------------|
| Black | Blue | Green | | in | mm | in | mm | in | mm | |
| RKW-6-6-BK | RKW-6-6-BL | RKW-6-6-GN | No | 6.0 | 152.4 | 0.38 | 9.5 | 1.400 | 35.6 | 10 |
| RKW-8-6-BK | RKW-8-6-BL | RKW-8-6-GN | No | 6.0 | 152.4 | 0.50 | 12.7 | 1.400 | 35.6 | 10 |
| RKW-8-8-BK | RKW-8-8-BL | RKW-8-8-GN | Yes | 8.0 | 203.2 | 0.50 | 12.7 | 1.920 | 48.7 | 10 |
| RKW-8-9-BK | RKW-8-9-BL | RKW-8-9-GN | Yes | 9.0 | 228.6 | 0.50 | 12.7 | 2.140 | 54.4 | 10 |
| RKW-8-11-BK | RKW-8-11-BL | RKW-8-11-GN | No | 11.0 | 279.4 | 0.50 | 12.7 | 2.618 | 66.5 | 10 |
| RKW-8-12-BK | RKW-8-12-BL | RKW-8-12-GN | Yes | 12.0 | 304.8 | 0.50 | 12.7 | 2.856 | 72.5 | 10 |
| RKW-8-13-BK | RKW-8-13-BL | RKW-8-13-GN | Yes | 13.0 | 330.2 | 0.50 | 12.7 | 3.396 | 86.3 | 10 |
| RKW-12-9-BK | RKW-12-9-BL | RKW-12-9-GN | Yes | 9.0 | 228.6 | 0.75 | 19.1 | 2.140 | 54.4 | 10 |
| RKW-12-15-BK | RKW-12-15-BL | RKW-12-15-GN | No | 15.0 | 381.0 | 0.75 | 19.1 | 3.918 | 99.5 | 10 |
| RKW-12-18-BK | RKW-12-18-BL | RKW-12-18-GN | No | 18.0 | 457.2 | 0.75 | 19.1 | 4.716 | 119.8 | 10 |
| RKW-12-24-BK | RKW-12-24-BL | RKW-12-24-GN | No | 24.0 | 609.6 | 0.75 | 19.1 | 6.288 | 159.7 | 10 |

| Item No. | | | | Screw Mount | L | | W | | Ø Max Bundle | | Bulk Pack Qty |
|--------------|--------------|-------------|--------------|-------------|------|-------|------|------|--------------|-------|---------------|
| Orange | Red | White | Yellow | | in | mm | in | mm | in | mm | |
| RKW-6-6-OR | RKW-6-6-RD | RKW-6-6-W | RKW-6-6-YL | No | 6.0 | 152.4 | 0.38 | 9.5 | 1.400 | 35.6 | 10 |
| RKW-8-6-OR | RKW-8-6-RD | RKW-8-6-W | RKW-8-6-YL | No | 6.0 | 152.4 | 0.50 | 12.7 | 1.400 | 35.6 | 10 |
| RKW-8-8-OR | RKW-8-8-RD | RKW-8-8-W | RKW-8-8-YL | Yes | 8.0 | 203.2 | 0.50 | 12.7 | 1.920 | 48.7 | 10 |
| RKW-8-9-OR | RKW-8-9-RD | RKW-8-9-W | RKW-8-9-YL | Yes | 9.0 | 228.6 | 0.50 | 12.7 | 2.140 | 54.4 | 10 |
| RKW-8-11-OR | RKW-8-11-RD | RKW-8-11-W | RKW-8-11-YL | No | 11.0 | 279.4 | 0.50 | 12.7 | 2.618 | 66.5 | 10 |
| RKW-8-12-OR | RKW-8-12-RD | RKW-8-12-W | RKW-8-12-YL | Yes | 12.0 | 304.8 | 0.50 | 12.7 | 2.856 | 72.5 | 10 |
| RKW-8-13-OR | RKW-8-13-RD | RKW-8-13-W | RKW-8-13-YL | Yes | 13.0 | 330.2 | 0.50 | 12.7 | 3.396 | 86.3 | 10 |
| RKW-12-9-OR | RKW-12-9-RD | RKW-12-9-W | RKW-12-9-YL | Yes | 9.0 | 228.6 | 0.75 | 19.1 | 2.140 | 54.4 | 10 |
| RKW-12-15-OR | RKW-12-15-RD | RKW-12-15-W | RKW-12-15-YL | No | 15.0 | 381.0 | 0.75 | 19.1 | 3.918 | 99.5 | 10 |
| RKW-12-18-OR | RKW-12-18-RD | RKW-12-18-W | RKW-12-18-YL | No | 18.0 | 457.2 | 0.75 | 19.1 | 4.716 | 119.8 | 10 |
| RKW-12-24-OR | RKW-12-24-RD | RKW-12-24-W | RKW-12-24-YL | No | 24.0 | 609.6 | 0.75 | 19.1 | 6.288 | 159.7 | 10 |

| Item No. | Screw Mount | L | | W | | Ø Max Bundle | | Bulk Pack Qty |
|----------------|-------------|------|-------|------|------|--------------|--------|---------------|
| | | in | mm | in | mm | in | mm | |
| RKW-6-6-BK-C | No | 6.0 | 152.4 | 0.38 | 9.5 | 1.400 | 35.56 | 100 |
| RKW-8-6-BK-C | No | 6.0 | 152.4 | 0.50 | 12.7 | 1.400 | 35.56 | 100 |
| RKW-8-8-BK-C | Yes | 8.0 | 203.2 | 0.50 | 12.7 | 1.920 | 48.70 | 100 |
| RKW-8-9-BK-C | Yes | 9.0 | 228.6 | 0.50 | 12.7 | 2.140 | 54.40 | 100 |
| RKW-8-11-BK-C | No | 11.0 | 279.4 | 0.50 | 12.7 | 2.618 | 66.50 | 100 |
| RKW-8-12-BK-C | Yes | 12.0 | 304.8 | 0.50 | 12.7 | 2.856 | 72.54 | 100 |
| RKW-8-13-BK-C | Yes | 13.0 | 330.2 | 0.50 | 12.7 | 3.396 | 86.25 | 100 |
| RKW-12-9-BK-C | Yes | 9.0 | 228.6 | 0.75 | 19.1 | 2.140 | 54.40 | 100 |
| RKW-12-15-BK-C | No | 15.0 | 381.0 | 0.75 | 19.1 | 3.918 | 99.52 | 100 |
| RKW-12-18-BK-C | No | 18.0 | 457.2 | 0.75 | 19.1 | 4.716 | 119.78 | 100 |
| RKW-12-24-BK-C | No | 24.0 | 609.6 | 0.75 | 19.1 | 6.288 | 159.71 | 100 |



HOOK AND LOOP CABLE TIES & CINCH STRAPS

RKWPR Series

Plenum Rated Hook and Loop Cable Tie

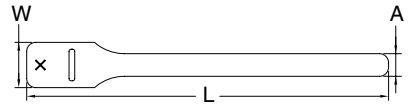


Specifications:

- Material/Color
Hook: Black UL94 V-2 Polypropylene
Loop: Maroon UL94 V-2 Nylon

Features:

- Meets UL94 V-2 requirements, UL #E143339
- Accepted as wire positioning device (16SA) in air handling spaces in accordance with section 300-22 paragraph (C) and (D) of the National Electrical Code
- VELCRO® brand hook and loop material



| Item No. | Screw Mount | L | | W | | A | | Bulk Pack Qty |
|-------------|-------------|------|-------|------|------|------|------|---------------|
| | | in | mm | in | mm | in | mm | |
| RKWPR-6-6 | No | 6.0 | 152.4 | 1.00 | 25.4 | 0.50 | 12.7 | 10 |
| RKWPR-8-8 | Yes | 8.0 | 203.2 | 1.00 | 25.4 | 0.50 | 12.7 | 10 |
| RKWPR-8-12 | Yes | 12.0 | 304.8 | 1.00 | 25.4 | 0.50 | 12.7 | 10 |
| RKWPR-12-13 | Yes | 13.0 | 330.2 | 1.50 | 38.1 | 0.75 | 19.1 | 10 |

RKWE Series

Economy Hook and Loop Cable Tie

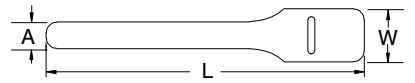


Specifications:

- Material: Hook: Low-Density Polyethylene
Loop: Nylon Knit
- Color: Black

Features:

- VELCRO® brand hook and loop material
- Similar in function and purpose to the RKW Series, these economy ties are made from a lower-profile, economical material



| Item No. | L | | W | | A | | Bulk Pack Qty |
|---------------|------|-------|------|------|------|------|---------------|
| | in | mm | in | mm | in | mm | |
| RKWE-6-6-BK | 6.0 | 152.4 | 0.75 | 19.1 | 0.38 | 9.5 | 10 |
| RKWE-8-6-BK | 6.0 | 152.4 | 1.00 | 25.4 | 0.50 | 12.7 | 10 |
| RKWE-8-8-BK | 8.0 | 203.2 | 1.00 | 25.4 | 0.50 | 12.7 | 10 |
| RKWE-8-11-BK | 11.0 | 279.4 | 1.00 | 25.4 | 0.50 | 12.7 | 10 |
| RKWE-12-15-BK | 12.0 | 304.8 | 1.50 | 38.1 | 0.75 | 19.1 | 10 |

RKWDM Series

Hook and Loop Cinch Strap with Metal Buckle

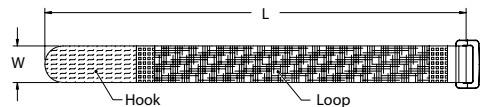


Specifications:

- Material: Nylon Woven Hook and Loop
Buckle: Metal
- Color: Black

Features:

- Metal buckle for heavy duty industrial applications



| Item No. | L Length | | W | | Ø Approximate Bundle w/ Hook Fully Engaged | | Bulk Pack Qty |
|----------------|----------|-------|------|------|--|-------|---------------|
| | in | mm | in | mm | in | mm | |
| RKWDM-16-15-BK | 15.0 | 381.0 | 1.00 | 25.4 | 3.750 | 95.0 | 10 |
| RKWDM-16-20-BK | 20.0 | 508.0 | 1.00 | 25.4 | 5.500 | 140.0 | 10 |
| RKWDM-16-22-BK | 22.0 | 559.0 | 1.00 | 25.4 | 5.938 | 151.0 | 10 |
| RKWDM-16-24-BK | 24.0 | 610.0 | 1.00 | 25.4 | 6.625 | 168.0 | 10 |
| RKWDM-32-15-BK | 15.0 | 381.0 | 2.00 | 51.0 | 3.750 | 95.0 | 10 |
| RKWDM-32-20-BK | 20.0 | 508.0 | 2.00 | 51.0 | 5.500 | 140.0 | 10 |
| RKWDM-32-22-BK | 22.0 | 559.0 | 2.00 | 51.0 | 6.000 | 152.0 | 10 |
| RKWDM-32-24-BK | 24.0 | 610.0 | 2.00 | 51.0 | 6.625 | 168.0 | 10 |

HOOK AND LOOP CINCH STRAPS



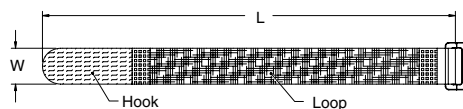
RKWD Series Hook and Loop Cinch Strap

Specifications:

- Material: Nylon Woven Hook and Loop
- Buckle: Nylon
- Color: See Table

Features:

- Heavy duty hook and loop
- Buckle on the tie acts as a pulley providing leverage to pull the strap as tightly as needed
- The strap section goes through the buckle, the remainder of the material gets pulled around the buckle and can then be attached to the same side of the material
- The non-metallic buckle is safe to use around electrical and magnetic applications



| Item No. | L Length | | W | | Ø Approximate Bundle w/ Hook Fully Engaged | | Bulk Pack Qty |
|---------------|----------|-----|------|------|--|-----|---------------|
| | in | mm | in | mm | in | mm | |
| RKWD-12-12-BK | 12.0 | 305 | 0.75 | 19.1 | 2.875 | 73 | 10 |
| RKWD-12-18-BK | 18.0 | 457 | 0.75 | 19.1 | 4.750 | 121 | 10 |
| RKWD-16-9-BK | 9.0 | 229 | 1.00 | 25.4 | 1.875 | 48 | 10 |
| RKWD-16-12-BK | 12.0 | 305 | 1.00 | 25.4 | 2.875 | 73 | 10 |
| RKWD-16-15-BK | 15.0 | 381 | 1.00 | 25.4 | 3.750 | 95 | 10 |
| RKWD-16-20-BK | 20.0 | 508 | 1.00 | 25.4 | 5.500 | 140 | 10 |
| RKWD-16-24-BK | 24.0 | 609 | 1.00 | 25.4 | 6.625 | 168 | 10 |

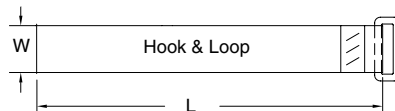
RKWDA Series Extra Long/Cut to Length Cinch Strap

Specifications:

- Material: Hook and Loop: Nylon Woven
- Buckle: Nylon
- Color: Black

Features:

- Unique cut-to-length design eliminates the need to predetermine exact strap length
- Adheres to itself along its entire length



| Item No. | L | | W | | Ø Bundle w/ Hook Fully Engaged | | Bulk Pack Qty |
|----------------|------|------|------|------|--------------------------------|-----|---------------|
| | in | mm | in | mm | in | mm | |
| RKWDA-16-20-BK | 20.0 | 508 | 1.00 | 25.4 | 5.500 | 140 | 10 |
| RKWDA-16-24-BK | 24.0 | 609 | 1.00 | 25.4 | 6.325 | 168 | 10 |
| RKWDA-16-36-BK | 36.0 | 914 | 1.00 | 25.4 | 10.500 | 267 | 10 |
| RKWDA-16-48-BK | 48.0 | 1219 | 1.00 | 25.4 | 14.375 | 365 | 10 |
| RKWDA-32-20-BK | 20.0 | 508 | 2.00 | 50.8 | 5.500 | 140 | 10 |
| RKWDA-32-24-BK | 24.0 | 610 | 2.00 | 50.8 | 6.628 | 169 | 10 |
| RKWDA-32-36-BK | 36.0 | 914 | 2.00 | 50.8 | 10.500 | 267 | 10 |
| RKWDA-32-48-BK | 48.0 | 1219 | 2.00 | 50.8 | 14.375 | 365 | 10 |

RKWDG/RKWDE Series Hook and Loop Cinch Strap with Grommet

Specifications:

- Material: Nylon Woven Hook and Loop
- Buckle: Nylon
- Grommet: Brass
- Color: Black

Features:

- Grommet for mounting to walls, racks and mobile carts to organize and neatly route cables
- RKWDG centers bundle over mounting point
- RKWDE offsets bundle from mounting point
- Takes the stress off horizontal cable runs

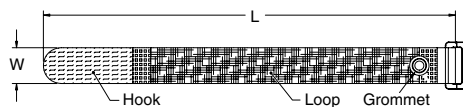


Figure 1

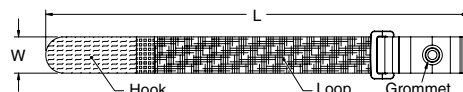


Figure 2

| Item No. | Figure | L Length | | W | | Ø Approximate Bundle w/ Hook Fully Engaged | | Grommet Ø Ref. | | Bulk Pack Qty |
|----------------|--------|----------|-----|------|------|--|-----|----------------|-----|---------------|
| | | in | mm | in | mm | in | mm | in | mm | |
| RKWDG-16-9-BK | 1 | 9.0 | 229 | 1.00 | 25.4 | 1.875 | 48 | 0.250 | 6.4 | 10 |
| RKWDE-16-9-BK | 2 | 9.0 | 229 | 1.00 | 25.4 | 1.875 | 48 | 0.250 | 6.4 | 10 |
| RKWDG-12-12-BK | 1 | 12.0 | 305 | 0.75 | 19.1 | 2.875 | 73 | 0.250 | 6.4 | 10 |
| RKWDE-12-12-BK | 2 | 10.5 | 267 | 0.75 | 19.1 | 2.375 | 60 | 0.250 | 6.4 | 10 |
| RKWDG-16-12-BK | 1 | 12.0 | 305 | 1.00 | 25.4 | 2.875 | 73 | 0.250 | 6.4 | 10 |
| RKWDE-16-12-BK | 2 | 12.0 | 305 | 1.00 | 25.4 | 2.875 | 73 | 0.250 | 6.4 | 10 |
| RKWDG-16-15-BK | 1 | 15.0 | 381 | 1.00 | 25.4 | 3.750 | 95 | 0.250 | 6.4 | 10 |
| RKWDE-16-15-BK | 2 | 15.0 | 381 | 1.00 | 25.4 | 3.750 | 95 | 0.250 | 6.4 | 10 |
| RKWDG-12-18-BK | 1 | 18.0 | 457 | 0.75 | 19.1 | 4.750 | 121 | 0.250 | 6.4 | 10 |
| RKWDE-12-18-BK | 2 | 16.5 | 419 | 0.75 | 19.1 | 4.250 | 108 | 0.250 | 6.4 | 10 |
| RKWDG-16-20-BK | 1 | 20.0 | 508 | 1.00 | 25.4 | 5.500 | 140 | 0.250 | 6.4 | 10 |
| RKWDE-16-20-BK | 2 | 20.0 | 508 | 1.00 | 25.4 | 5.500 | 140 | 0.250 | 6.4 | 10 |
| RKWDG-16-24-BK | 1 | 24.0 | 609 | 1.00 | 25.4 | 6.625 | 168 | 0.250 | 6.4 | 10 |
| RKWDE-16-24-BK | 2 | 24.0 | 609 | 1.00 | 25.4 | 6.625 | 168 | 0.250 | 6.4 | 10 |



HOOK AND LOOP ROLLS

RKWR Series

Hook and Loop Roll

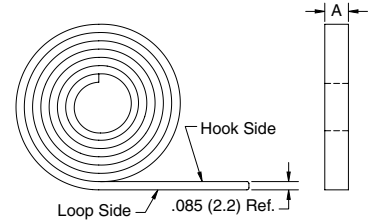


Specifications:

- Material: Hook: Low-Density Polyethylene
Loop: Nylon Knit
- Color: See Table

Features:

- This product features VELCRO® brand Hook and Loop material
- User can cut to desired length
- Available in two lengths; 5 yards and 25 yards



| Item No. | | | | A | | Roll Length | Pack Qty |
|------------|------------|------------|------------|------|------|-------------|----------|
| Black | Blue | Grey | Red | in | mm | | |
| RKWR-3-BK | RKWR-3-BL | RKWR-3-GY | RKWR-3-RD | 0.50 | 12.7 | 5 Yards | 1 |
| RKWR-1-BK | RKWR-1-BL | RKWR-1-GY | RKWR-1-RD | 0.75 | 19.1 | 5 Yards | 1 |
| RKWR-2-BK | RKWR-2-BL | RKWR-2-GY | RKWR-2-RD | 1.00 | 25.4 | 5 Yards | 1 |
| RKWR-3L-BK | RKWR-3L-BL | RKWR-3L-GY | RKWR-3L-RD | 0.50 | 12.7 | 25 Yards | 1 |
| RKWR-1L-BK | RKWR-1L-BL | RKWR-1L-GY | RKWR-1L-RD | 0.75 | 19.1 | 25 Yards | 1 |
| RKWR-2L-BK | RKWR-2L-BL | RKWR-2L-GY | RKWR-2L-RD | 1.00 | 25.4 | 25 Yards | 1 |

RKWRE Series

Economy Hook and Loop Roll

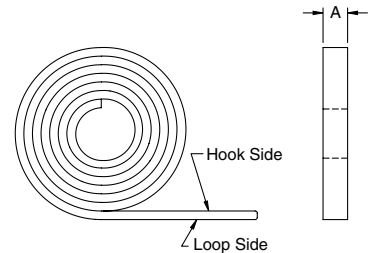


Specifications:

- Material: Hook: Low-Density Polyethylene
Loop: Nylon Knit
- Color: Black

Features:

- This product features VELCRO® brand hook and loop material
- Similar in function and purpose to the RKWR series of rolls, these economy rolls are made from a lower-profile, economical material
- User can cut to desired length



| Item No. | A | | Roll Length | Pack Qty |
|----------|------|------|-------------|----------|
| | in | mm | | |
| RKWRE-3L | 0.50 | 12.7 | 25 Yards | 1 |
| RKWRE-1L | 0.75 | 19.1 | 25 Yards | 1 |

RKWRPR Series

Plenum Rated Hook and Loop Roll

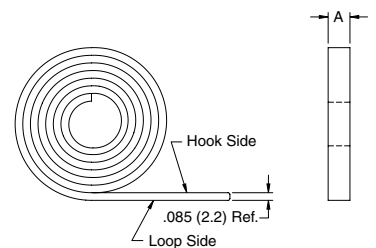


Specifications:

- Material: Hook: UL94 V-2 Black Polypropylene
Loop: UL94 V-2 Maroon Nylon
- Color: Maroon

Features:

- This product features VELCRO® brand hook and loop material
- Meets UL94 V-2 requirements. UL E143339
- Accepted as a wire positioning device (16SA) in air handling spaces in accordance with section 300-22 paragraph (C) and (D) of the National Electrical Code
- User can cut to desired length



| Item No. | A | | Roll Length | Pack Qty |
|-----------|------|------|-------------|----------|
| | in | mm | | |
| RKWRPR-3 | 0.50 | 12.7 | 5 Yards | 1 |
| RKWRPR-1 | 0.75 | 19.1 | 5 Yards | 1 |
| RKWRPR-2 | 1.00 | 25.4 | 5 Yards | 1 |
| RKWRPR-3L | 0.50 | 12.7 | 25 Yards | 1 |
| RKWRPR-1L | 0.75 | 19.1 | 25 Yards | 1 |
| RKWRPR-2L | 1.00 | 25.4 | 25 Yards | 1 |

CABLE TIE MOUNTS



MFTH Series
Mini Cable Tie Mount with Adhesive Base

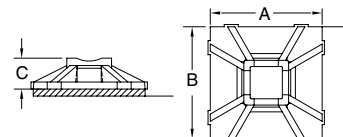


Specifications:

- Material: UL94 V-2 Nylon 6/6
- Color: Natural

Features:

- Cable ties can be inserted from all four sides
- Acrylic adhesive is a general purpose adhesive and gains strength with dwell time
- Rubber adhesive develops its strength extremely fast



1/2" x 1/2"

| Item No. | | Used w/ Cable Ties | Approval | Adhesive | A | | B | | C | |
|-----------------|-----------------|-----------------------|----------|----------|-------|------|-------|------|------|-----|
| 1000/Bag | 100/Bag | | | | in | mm | in | mm | in | mm |
| MFTH-2-01A-RT-M | MFTH-2-01A-RT-C | 18 lbs. | | Acrylic | 0.500 | 12.7 | 0.500 | 12.7 | 0.14 | 3.5 |
| MFTH-2-01A1-M | MFTH-2-01A1-C | 18 lbs. | | Rubber | 0.500 | 12.7 | 0.500 | 12.7 | 0.14 | 3.5 |

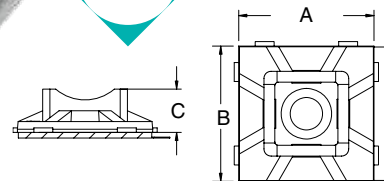

FTH-5/FTH-7 Series
Four Way Cable Tie Mount

Specifications:

- Material: UL94 V-2 Nylon 6/6 (Black is UV Stabilized)
- Color: See Table

Features:

- Now available in high bond acrylic adhesive for demanding applications
- Cable ties can be inserted from all four sides
- May be secured with screws or adhesive
- Rubber adhesive develops its strength extremely fast
- Acrylic adhesive is a general purpose adhesive and gains strength with dwell time



3/4" x 3/4"

| Item No. Natural | | | Item No. Black | | Approval | Used w/ Cable Ties | Adhesive | Recommended Mounting Screw | A | B | C |
|------------------|--------------|-------------|-----------------|-----------------|----------|-----------------------|-------------------|-------------------------------|-------|-------|------|
| 1000/Bag | 100/Bag | 10/Bag | 1000/Bag | 100/Bag | | | | | in | in | in |
| FTH-5A-RT-M | FTH-5A-RT-C | — | FTH-5A-RT-UVB-M | FTH-5A-RT-UVB-C | | 18 & 40 lbs. | Acrylic | #6 and M3.5 Flat Head | 0.750 | 0.750 | 0.24 |
| FTH-5A1-RT-M | FTH-5A1-RT-C | — | — | — | | 18 & 40 lbs. | Rubber | #6 and M3.5 Flat Head | 0.750 | 0.750 | 0.24 |
| — | — | • FTH-5-DHB | — | — | — | 18 & 40 lbs. | High Bond Acrylic | #6 and M3.5 Flat Head | 0.750 | 0.750 | 0.24 |
| FTH-5-01-M | FTH-5-01-C | — | FTH-5-UVB-M | FTH-5-UVB-C | | 18 & 40 lbs. | Screw Mount | #6 and M3.5 Flat Head | 0.750 | 0.750 | 0.24 |

1" x 1"

| Item No. Natural | | | Item No. Black | | Approval | Used w/ Cable Ties | Adhesive | Recommended Mounting Screw | A | B | C |
|------------------|--------------|-------------|-----------------|-----------------|----------|-----------------------|-------------------|-------------------------------|-------|-------|------|
| 1000/Bag | 100/Bag | 10/Bag | 1000/Bag | 100/Bag | | | | | in | in | in |
| FTH-7A-RT-M | FTH-7A-RT-C | — | FTH-7A-RT-UVB-M | FTH-7A-RT-UVB-C | | 50 lbs. | Acrylic | #8 and M4 Flat Head | 1.000 | 1.000 | 0.28 |
| FTH-7A1-RT-M | FTH-7A1-RT-C | — | — | — | | 50 lbs. | Rubber | #8 and M4 Flat Head | 1.000 | 1.000 | 0.28 |
| — | — | • FTH-7-DHB | — | — | — | 50 lbs. | High Bond Acrylic | #8 and M4 Flat Head | 1.000 | 1.000 | 0.28 |
| FTH-7-01-M | FTH-7-01-C | — | FTH-7-UVB-M | FTH-7-UVB-C | | 50 lbs. | Screw Mount | #8 and M4 Flat Head | 1.000 | 1.000 | 0.28 |

FTH-8/FTH-10 Series
Four Way Cable Tie Mount

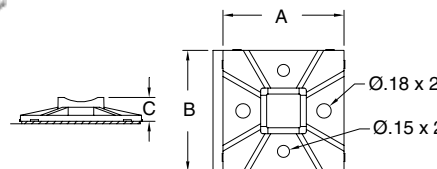


Specifications:

- Material: UL94 V-2 Nylon 6/6
- Color: Natural

Features:

- Cable ties can be inserted from all four sides
- May be secured with screws or adhesive
- Acrylic adhesive is a general purpose adhesive and gains strength with dwell time
- Low profile for tight spaces



1-1/2" x 1-1/2"

| Item No. | | Used with Cable Ties | Approval | Adhesive | Recommended Mounting Screw | A | | B | | C | |
|-------------|-------------|-------------------------|----------|----------|-------------------------------|-------|------|-------|------|------|-----|
| 1000/Bag | 100/Bag | | | | | in | mm | in | mm | in | mm |
| FTH-8A-RT-M | FTH-8A-RT-C | 50 & 120 lbs. | | Acrylic | 2 x #6, #8 or M4 | 1.500 | 38.1 | 1.500 | 38.1 | 0.30 | 7.6 |

2" x 2"

| Item No. | | Used with Cable Ties | Approval | Adhesive | Recommended Mounting Screw | A | | B | | C | |
|--------------|--------------|-------------------------|----------|----------|-------------------------------|-------|------|------|------|------|-----|
| 1000/Bag | 100/Bag | | | | | in | mm | in | mm | in | mm |
| FTH-10A-RT-M | FTH-10A-RT-C | 50 & 120 lbs. | | Acrylic | 2 x #6, #8 or M4 | 2.000 | 50.8 | 2.00 | 50.8 | 0.30 | 7.6 |



CABLE TIE MOUNTS

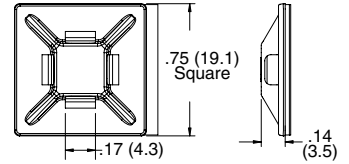
FTH-40 Series Low Profile Cable Tie Mount with Adhesive

Specifications:

- Material: UL94 HB ABS
- Color: White

Features:

- Cable ties can be inserted from all four sides
- Acrylic adhesive is a general purpose adhesive and gains strength with dwell time
- Rubber adhesive develops its strength extremely fast
- Low profile for tight spaces



3/4" x 3/4"

| Item No. | Used w/ Cable Ties | Adhesive | Bulk Pack Qty |
|-------------|--------------------|----------|---------------|
| FTH-40 | 18 & 40 lbs. | None | 1000 |
| FTH-40A-RT | 18 & 40 lbs. | Acrylic | 1000 |
| FTH-40A1-RT | 18 & 40 lbs. | Rubber | 1000 |

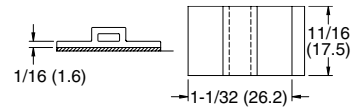
FTH-2 Series Cable Tie Mount on Adhesive Base

Specifications:

- Material: UL94 V-1 PPE/PS
- Color: White

Features:

- Easily applied



| Part Number | Used w/ Cable Ties | Approval | Bulk Pack Qty |
|-------------|--------------------|----------|---------------|
| FTH-2A-RT-C | 18 & 50 lbs. | | 100 |
| FTH-2A-RT-M | 18 & 50 lbs. | | 1000 |

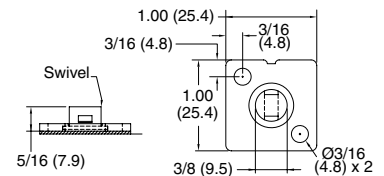
FTH-4 Series Cable Tie Mount with Swivel

Specifications:

- Material: UL94 V-2 Nylon 6/6
- Color: Natural

Features:

- Unique swivel head allows 360° rotation of the mounted bundle



| Part Number | Used w/ Cable Ties | Approval | Recommended Mounting Screw | Bulk Pack Qty |
|-------------|--------------------|----------|----------------------------|---------------|
| FTH-4A-RT-M | 18 & 40 lbs. | | #8 or M4 | 1000 |

PLASTIC FASTENERS

800 847 0486

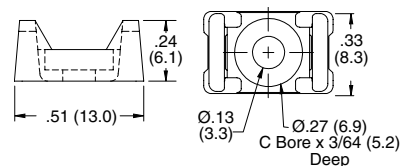
www.essentracomponents.com



CABLE TIE MOUNTS



FTH-28RS Series Rivet/Screw Mount Cable Tie Mount



Specifications:

- Material: UL94 V-2 Nylon 6/6
- Color: Natural

Features:

- Mounts with a screw or snap rivet (see rivet table)
- Cradle design provides stability for the bundle

| Mounting Rivets for FTH-28RS | | |
|------------------------------|-----------|--------------------|
| Panel Thickness | | Use Rivet Item No. |
| in | mm | |
| Up to 0.034 | Up to 0.9 | SR-3035 |
| 0.034 - 0.073 | Up to 0.9 | SR-3045 |
| 0.073 - 0.113 | 1.9 - 2.9 | SR-3055 |
| 0.113 - 0.152 | 2.9 - 3.9 | SR-3065 |
| 0.152 - 0.191 | 3.9 - 4.9 | SR-3075 |
| 0.172 - 0.211 | 4.4 - 5.4 | SR-3080 |
| 0.211 - 0.250 | 5.4 - 6.4 | SR-3090 |
| 0.250 - 0.290 | 6.4 - 7.4 | SR-3100 |

| Item No. | Used w/ Cable Ties | Recommended Mounting Screw | Pack Qty |
|-------------|--------------------|-----------------------------------|----------|
| FTH-28RS-01 | 18 & 40 lbs. | #4, M3 Screw, SR-3XXX (See Table) | 1000 |

FTH-13/FTH-14 Series Rivet/Screw Mount Cable Tie Mount



Specifications:

- Material: UL94 V-2 Nylon 6/6
- Color: Natural

Features:

- Mounts with screw or snap rivet (see rivet table)
- Cradle design provides stability for the bundle
- Rivets found on page 120

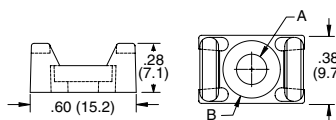


Figure 1

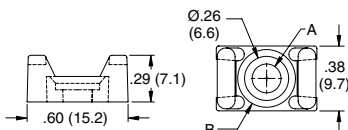


Figure 2

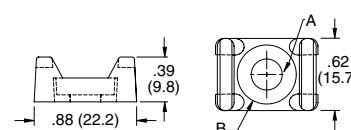


Figure 3

| Item No. | | Approval | Figure | Used w/ Cable Ties | A | | B | | Mounting Method | Bulk Pack Qty |
|--------------|--------------|----------|--------|--------------------|------|-----|------|------|--------------------------|---------------|
| 1000/Bag | 100/Bag | | | | in | mm | in | mm | | |
| FTH-13R-01-M | FTH-13R-01-C | UL | 1 | 18 - 50 lbs. | 0.17 | 4.3 | 0.32 | 8.1 | #8 or M4 screw or rivet | 1000 |
| FTH-13S-01-M | FTH-13S-01-C | UL | 2 | 18 - 50 lbs. | 0.17 | 4.3 | 0.32 | 8.1 | #6 or M3/#8 or M4 screw | 1000 |
| FTH-14R-01-M | FTH-14R-01-C | UL | 3 | 18 - 120 lbs. | 0.21 | 5.2 | 0.38 | 9.5 | #10 or M5 screw or rivet | 1000 |
| FTH-14S-01-M | FTH-14S-01-C | UL | 3 | 18 - 120 lbs. | 0.26 | 6.6 | 0.49 | 12.5 | 1/4 or M6 screw | 1000 |

| Mounting Rivets for Figure 1 | | |
|------------------------------|-----------|-----------------------|
| Panel Thickness | | Use Rivet Part Number |
| in | mm | |
| 0.018 - 0.058 | 0.5 - 1.5 | SR-4050 |
| 0.058 - 0.097 | 1.5 - 2.5 | SR-4060 |
| 0.097 - 0.137 | 2.5 - 3.5 | SR-4070 |
| 0.137 - 0.176 | 3.5 - 4.5 | SR-4080 |
| 0.215 - 0.255 | 5.5 - 6.5 | SR-4100 |

| Mounting Rivets for Figure 3 | | |
|------------------------------|-----------|-----------------------|
| Panel Thickness | | Use Rivet Part Number |
| in | mm | |
| 0.020 - 0.048 | 0.5 - 1.2 | SR-5055 |
| 0.048 - 0.087 | 1.2 - 2.2 | SR-5065 |
| 0.087 - 0.127 | 2.2 - 3.2 | SR-5075 |
| 0.127 - 0.166 | 3.2 - 4.2 | SR-5085 |
| 0.166 - 0.205 | 4.2 - 5.2 | SR-5095 |
| 0.205 - 0.245 | 5.2 - 6.2 | SR-5105 |

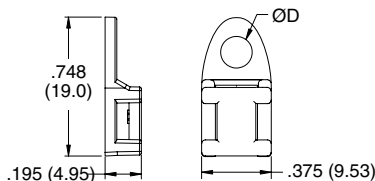
FTH-34/FTH-35 Series Screw Mount Cable Tie Mount

Specifications:

- Material: UL94 V-2 Nylon 6/6
- Color: Natural

Features:

- Cable ties can be inserted from all four sides
- Small size allows for use where space is limited



| Item No. | Ø Hole D | | Used with Cable Ties | Accepts Screw Size | Bulk Pack Qty |
|-----------|----------|-----|----------------------|--------------------|---------------|
| | in | mm | | | |
| FTH-34-01 | 0.170 | 4.3 | 18 - 50 lbs. | #8 or M4 | 1000 |
| FTH-35-01 | 0.200 | 5.1 | 18 - 50 lbs. | #10 or M5 | 1000 |



CABLE TIE MOUNTS

FTH-1/FTH-11 Series Low Profile Screw Mount Cable Tie Mount



Specifications:

- Material: UL94 V-2 Nylon 6/6
- Color: Natural

Features:

- Mounts with a #8 or M4 screw
- Low profile for limited space
- FTH-11-8-01 secures bundle length with multiple cable ties

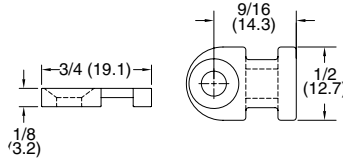


Figure 1

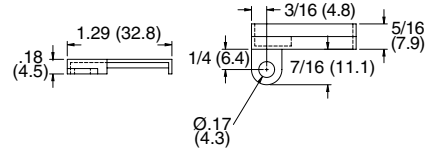


Figure 2

| Item No. | Approval | Figure | Used w/ Cable Ties | Accepts Screw Size | Bulk Pack Qty |
|-------------|----------|--------|--------------------|--------------------|---------------|
| FTH-1-01-M | | 1 | 18 - 50 lbs. | #8 or M4 | 1000 |
| FTH-11-8-01 | | 2 | 18 - 50 lbs. | #8 or M4 | 100 |

FTH-17 Series Heavy Duty Screw Mount Cable Tie Mount

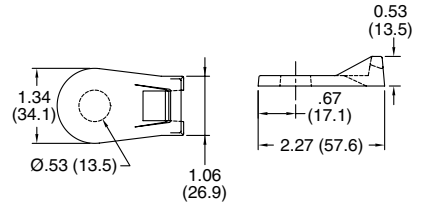


Specifications:

- Material: UL94 V-2 Nylon 6/6
- Color: Natural

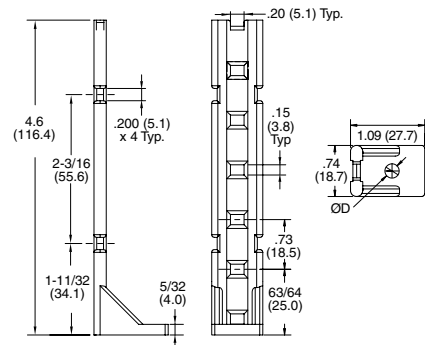
Features:

- Can be used with ties up to 250 lbs.
- Low profile for tight spaces



| Item No. | Accepts Screw Size | Used w/ Cable Ties | Bulk Pack Qty |
|-------------|--------------------|--------------------|---------------|
| FTH-17-8-01 | 1/2 or M12 | All Ties | 100 |

FTH-24 Series Screw Mount Wire Harness Cable Tie Mount



Specifications:

- Material: UL94 V-2 Nylon 6/6
- Color: Natural

Features:

- Allows tying up multiple bundles of cables
- Supports cable bundles above the surface

| Item No. | Mounting Method | Approval | Ø D | | Used w/ Cable Ties | Bulk Pack Qty |
|-------------|-----------------|----------|------|-----|--------------------|---------------|
| | | | in | mm | | |
| FTH-24-01 | #10 or M5 Screw | | 0.21 | 5.2 | 18 - 50 lbs. | 100 |
| FTH-24-1-01 | 1/4 or M6 Screw | | 0.25 | 6.4 | 18 - 50 lbs. | 100 |

CABLE TIE MOUNTS



FTH Series Snap In Cable Tie Mounts



Specifications:

- Material: UL94 V-2 Nylon 6/6
- Color: See Table

Features:

- Requires no adhesive or other mounting hardware
- Can be used in applications where back of panel is not accessible
- Figures 5,6,8, and 9 have pressure-hold feature that holds cable tie inside the tie holder
- Figures 4,5,8, and 9 have a cupped base that provides stability and also cover the mounting hole

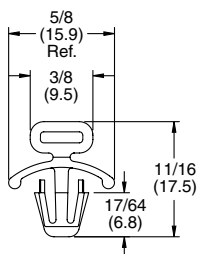


Figure 1

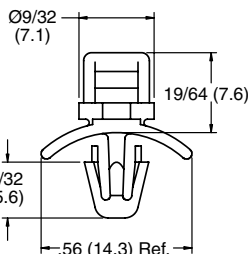


Figure 2

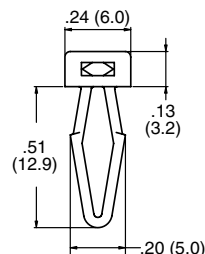


Figure 3

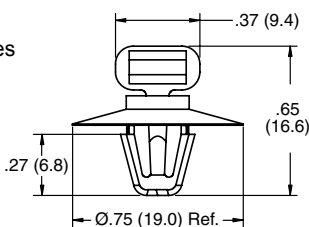


Figure 4

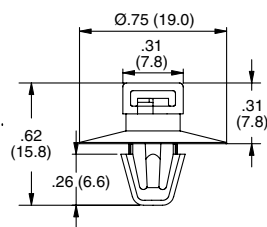


Figure 5

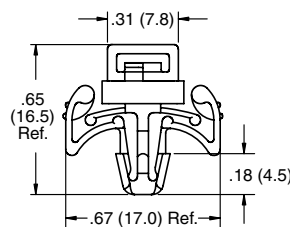


Figure 6

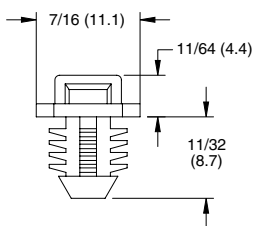


Figure 7

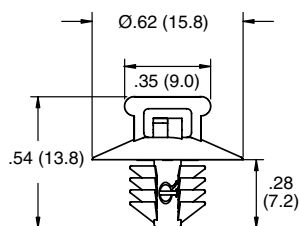


Figure 8

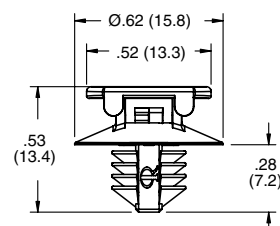


Figure 9

| Item No. | Ø Mounting Hole | | Panel Thickness | | Used w/ Cable Ties | Bulk Pack Qty | | |
|-------------|-----------------|----|-----------------|-----------|--------------------|---------------|--------------|------|
| | in | mm | in | mm | | | | |
| FTH-6-01-M | — | — | — | — | 18 - 50 lbs. | 1000 | | |
| FTH-6-01-C | — | — | — | — | 18 - 50 lbs. | 100 | | |
| FTH-3-01-M | — | — | — | — | 18 - 50 lbs. | 1000 | | |
| FTH-3-01-C | — | — | — | — | 18 - 50 lbs. | 100 | | |
| FTH-39-1-01 | — | — | — | — | 18 lbs. | 1000 | | |
| FTH-29-01 | — | — | — | — | 18 - 50 lbs. | 1000 | | |
| FTH-33-01 | — | — | — | — | 40 - 50 lbs. | 1000 | | |
| FTH-41-01 | — | — | — | — | 18 - 50 lbs. | 1000 | | |
| FTH-15-01-M | — | — | — | — | 18 - 40 lbs. | 1000 | | |
| FTH-15-01-C | — | — | — | — | 18 - 40 lbs. | 100 | | |
| — | FTH-36-01BK | — | 0.260 - 0.280 | 6.5 - 7.0 | 0.030 - 0.120 | 0.8 - 3.0 | 40 - 50 lbs. | 1000 |
| — | FTH-37-01BK | — | 0.260 - 0.280 | 6.5 - 7.0 | 0.030 - 0.120 | 0.8 - 3.0 | 40 - 50 lbs. | 1000 |

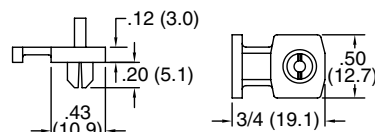
FTH-22 Series Rivet Mount Cable Tie Mount

Specifications:

- Material: UL94 V-2 Nylon 6/6
- Color: Yellow

Features:

- Rivet designed into part expands to lock the tie holder in place
- Low profile design for where space is limited



| Item No. | Ø Mounting Hole | | Panel Thickness | | Used with Cable Ties | Bulk Pack Qty |
|-----------|-----------------|-----|-----------------|-----------|----------------------|---------------|
| | in | mm | in | mm | | |
| FTH-22-01 | 0.196 | 5.0 | 0.030 - 0.125 | 0.8 - 3.2 | 18 - 50 lbs. | 1000 |



CABLE TIE MOUNTS

FTH-9 Series Reverse Mount Cable Tie Mount

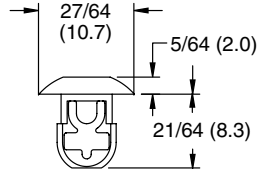


Specifications:

- Material: UL94 V-2 Nylon 6/6
- Color: Natural

Features:

- Snap locks into place from outside of the chassis
- Low profile on the inside of the chassis
- Both sides of the panel must be accessible



| Item No. | Approval | Ø Mounting Hole | | Panel Thickness | | Accepts Cable Ties with Tensile Lbs. | Bulk Pack Qty |
|------------|----------|-----------------|-----|-----------------|-----|--------------------------------------|---------------|
| | | in | mm | in | mm | | |
| FTH-9-01-M | | 0.250 | 6.4 | 0.125 | 3.2 | 18 - 50 | 1000 |
| FTH-9-01-C | | 0.250 | 6.4 | 0.125 | 3.2 | 18 - 50 | 100 |

FTH-30 Series Cable Tie Mount with Cable Tie Head

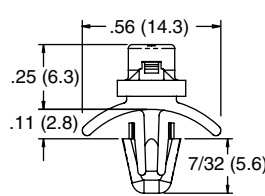


Specifications:

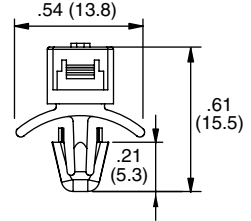
- Material: UL94 V-2 Nylon 6/6
- Color: Natural

Features:

- Cable tie head contained in the tie holder
- Good for application in which a bundle is already wrapped
- Simply insert the end of the cable tie for secure hold



FTH-30-01



FTH-30-1-01



| Item No. | Ø Mounting Hole | | Panel Thickness | | Accepts Cable Ties with Tensile Lbs. | Bulk Pack Qty |
|-------------|-----------------|-----|-----------------|-----------|--------------------------------------|---------------|
| | in | mm | in | mm | | |
| FTH-30-01 | 0.187 | 4.8 | 0.031 - 0.078 | 0.8 - 2.0 | 18 | 1000 |
| FTH-30-1-01 | 0.187 | 4.8 | 0.031 - 0.078 | 0.8 - 2.0 | 50 | 1000 |

MTH1 Series Stainless Steel Tie Holder

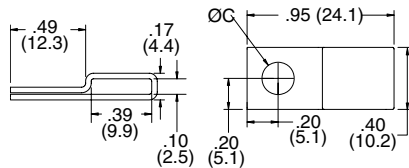


Specifications:

- Material: 304 Stainless Steel

Features:

- Low profile design
- Mounts with a screw or rivet



See page 218 for Stainless Steel Cable Ties.



| Item No. | C Hole | | Recommended Mounting Screw | Bulk Pack Qty |
|----------|--------|-----|----------------------------|---------------|
| | in | mm | | |
| MTH1-1 | 0.177 | 4.5 | #8 or M4 | 100 |
| MTH1-2 | 0.213 | 5.4 | #10 or M5 | 100 |
| MTH1-3 | 0.266 | 6.8 | 1/4 or M6 | 100 |



FTH-27 Series
Hook and Loop Cable Tie Mount



Specifications:

- Material: UL94 V-2 Nylon 6/6
- Color: See Table

Features:

- Mounts 1/2" RKW Hook and Loop Ties

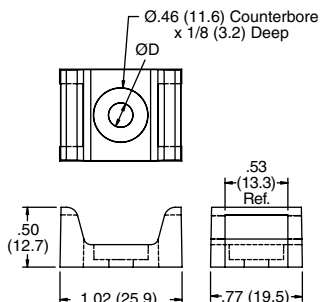


Figure 1

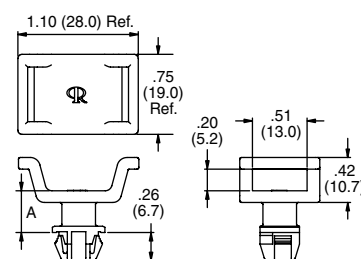


Figure 2

See page 223 for Hook and Loop Cable Ties.

| Item No. | Color | Accepts Hook and Loop Up To Width | | Figure | Mounting Method | D | | A | | Panel Thickness | | Bulk Pack Qty |
|---------------|---------|-----------------------------------|----|--------|-------------------------|-------|-----|-------|------|-----------------|-----------|---------------|
| | | in | mm | | | in | mm | in | mm | in | mm | |
| FTH-27-RS-01 | Natural | 0.510 | 13 | 1 | #10, M5 or #12 Screw | 0.205 | 5.2 | — | — | — | — | 1000 |
| FTH-27-12-01 | Natural | 0.510 | 13 | 1 | #10, M5 or #12 Screw | 0.230 | 5.8 | — | — | — | — | 1000 |
| FTH-27-1-01BK | Black | 0.510 | 13 | 2 | 0.370 (9.5) Square Hole | — | — | 0.120 | 3.0 | 0.030 - 0.080 | 0.8 - 2.0 | 500 |
| FTH-27-2-01BK | Black | 0.510 | 13 | 2 | 0.370 (9.5) Square Hole | — | — | 0.390 | 10.0 | 0.030 - 0.080 | 0.8 - 2.0 | 500 |

FTH-RKW Series
Hook and Loop Cable Tie Mount

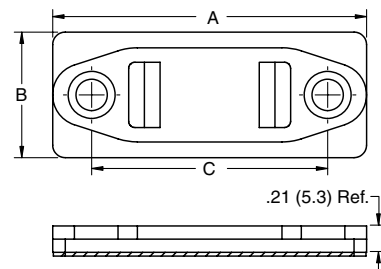


Specifications:

- Material: Polyethylene
- Color: Black

Features:

- Mounts with adhesive or screws



See page 223 for Hook and Loop Cable Ties.

| Item No. | Accepts Hook and Loop Up To Width | | Mounting Method | A | | B | | C | | Bulk Pack Qty |
|------------|-----------------------------------|------|-----------------|-------|------|-------|------|-------|------|---------------|
| | in | mm | | in | mm | in | mm | in | mm | |
| FTH-RKW-1 | 0.500 | 12.7 | 1/4" Screw | 2.500 | 63.5 | 1.000 | 25.4 | 1.880 | 47.8 | 100 |
| FTH-RKW-1A | 0.500 | 12.7 | Adhesive | 2.500 | 63.5 | 1.000 | 25.4 | 1.880 | 47.8 | 100 |
| FTH-RKW-2 | 1.000 | 25.4 | 1/4" Screw | 3.250 | 82.6 | 1.500 | 38.1 | 2.620 | 66.5 | 100 |
| FTH-RKW-2A | 1.000 | 25.4 | Adhesive | 3.250 | 82.6 | 1.500 | 38.1 | 2.620 | 66.5 | 100 |



HASSLE-FREE SERVICE



Our teams of knowledgeable, dedicated employees are committed to providing a hassle-free experience from sampling and quoting through delivery. Call us today!



CABLE TIE MOUNTS

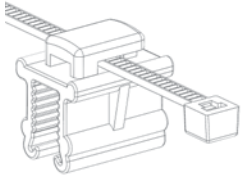
Edge Mount Cable Tie Mount

Specifications:

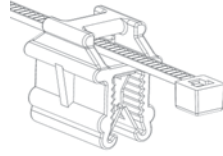
- Material: UL94 V-2 Nylon 6/6 and 302 Stainless Steel
- Color: Black

Features:

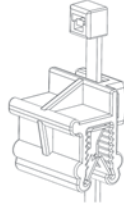
- Push the tie holder onto the edge of panel to accept a cable tie and mount a cable bundle
- Retention of 450 lbs. based on a 0.078 panel thickness
- Available with or without a pre-installed cable tie
- Types 1 through 5 do not come with cable tie pre-installed



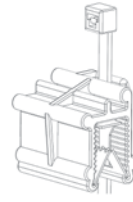
Type 1



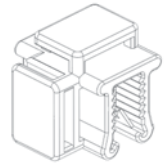
Type 2



Type 3



Type 4



Type 5



Type 6



Type 7



Type 8



Type 9

| Item No. | Used w/ Cable Ties | Pre-Installed Cable Tie | Type | Panel Thickness | | Width | | Length | | Height | | Bulk Pack Qty |
|----------|--------------------|-------------------------|------|-----------------|-----------|-------|------|--------|------|--------|-------|---------------|
| | | | | in | mm | in | mm | in | mm | in | mm | |
| 550243 | Up to 50 Lbs. | — | 1 | 0.028 - 0.118 | 0.7 - 3.0 | 0.472 | 12.0 | 0.591 | 15.0 | 0.622 | 15.8 | 100 |
| 550244 | Up to 50 Lbs. | — | 3 | 0.028 - 0.118 | 0.7 - 3.0 | 0.574 | 13.9 | 0.591 | 15.0 | 0.614 | 15.6 | 100 |
| 550245 | Up to 50 Lbs. | — | 2 | 0.028 - 0.118 | 0.7 - 3.0 | 0.472 | 12.0 | 0.591 | 15.0 | 0.614 | 15.6 | 100 |
| 550246 | Up to 50 Lbs. | — | 2 | 0.118 - 0.236 | 3.0 - 6.0 | 0.594 | 15.1 | 0.787 | 20.0 | 0.740 | 18.8 | 100 |
| 550247 | Up to 50 Lbs. | — | 3 | 0.028 - 0.118 | 0.7 - 3.0 | 0.547 | 13.9 | 0.591 | 15.0 | 0.614 | 15.6 | 100 |
| 550248 | Up to 50 Lbs. | — | 1 | 0.118 - 0.236 | 3.0 - 6.0 | 0.594 | 15.1 | 0.787 | 20.0 | 0.756 | 19.2 | 100 |
| 550249 | Up to 50 Lbs. | — | 4 | 0.118 - 0.236 | 3.0 - 6.0 | 0.673 | 17.1 | 0.787 | 20.0 | 0.748 | 19.0 | 100 |
| 550250 | Up to 50 Lbs. | — | 3 | 0.118 - 0.236 | 3.0 - 6.0 | 0.673 | 17.1 | 0.787 | 20.0 | 0.740 | 18.8 | 100 |
| 550251 | Up to 50 Lbs. | — | 5 | 0.028 - 0.118 | 0.7 - 3.0 | 0.594 | 15.1 | 0.591 | 15.0 | 0.594 | 15.1 | 100 |
| 550252 | — | 7.87 (200), 50 Lbs. | 1 | 0.028 - 0.118 | 0.7 - 3.0 | 0.472 | 12.0 | 0.591 | 15.0 | 0.622 | 15.8 | 100 |
| 550253 | — | 7.87 (200), 50 Lbs. | 3 | 0.028 - 0.118 | 0.7 - 3.0 | 0.574 | 13.9 | 0.591 | 15.0 | 0.614 | 15.6 | 100 |
| 550254 | — | 7.87 (200), 50 Lbs. | 2 | 0.028 - 0.118 | 0.7 - 3.0 | 0.472 | 12.0 | 0.591 | 15.0 | 0.614 | 15.6 | 100 |
| 550255 | — | 7.87 (200), 50 Lbs. | 2 | 0.118 - 0.236 | 3.0 - 6.0 | 0.594 | 15.1 | 0.787 | 20.0 | 0.740 | 18.8 | 100 |
| 550256 | — | 7.87 (200), 50 Lbs. | 3 | 0.028 - 0.118 | 0.7 - 3.0 | 0.574 | 13.9 | 0.591 | 15.0 | 0.614 | 15.6 | 100 |
| 550257 | — | 7.87 (200), 50 Lbs. | 1 | 0.118 - 0.236 | 3.0 - 6.0 | 0.594 | 15.1 | 0.787 | 20.0 | 0.756 | 19.2 | 100 |
| 550258 | — | 7.87 (200), 50 Lbs. | 4 | 0.118 - 0.236 | 3.0 - 6.0 | 0.673 | 17.1 | 0.787 | 20.0 | 0.748 | 19.0 | 100 |
| 550259 | — | 7.87 (200), 50 Lbs. | 3 | 0.118 - 0.236 | 3.0 - 6.0 | 0.673 | 17.1 | 0.787 | 20.0 | 0.740 | 18.8 | 100 |
| 550260 | — | 7.87 (200), 50 Lbs. | 5 | 0.028 - 0.118 | 0.7 - 3.0 | 0.594 | 15.1 | 0.591 | 15.0 | 0.594 | 15.1 | 100 |
| 550277 | — | 5.51 (140), 40 Lbs. | 6 | 0.028 - 0.118 | 0.7 - 3.0 | 0.591 | 15.0 | 0.787 | 20.0 | 6.575 | 167.0 | 100 |
| 550278 | — | 5.51 (140), 40 Lbs. | 7 | 0.028 - 0.118 | 0.7 - 3.0 | 0.591 | 15.0 | 0.787 | 20.0 | 6.614 | 168.0 | 500 |
| 550279 | — | 5.51 (140), 40 Lbs. | 8 | 0.028 - 0.118 | 0.7 - 3.0 | 0.591 | 15.0 | 0.787 | 20.0 | 6.575 | 167.0 | 100 |
| 550280 | — | 5.51 (140), 40 Lbs. | 9 | 0.028 - 0.118 | 0.7 - 3.0 | 0.591 | 15.0 | 0.787 | 20.0 | 6.575 | 167.0 | 100 |

FTH-31 Series

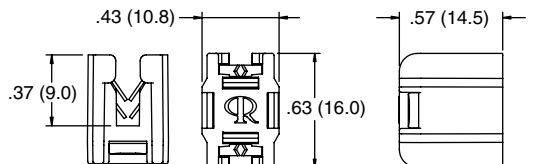
Edge Mount Cable Tie Mount

Specifications:

- Material: UL94 V-2 Nylon 6/6 and 304 Stainless Steel
- Color: Black

Features:

- Push the tie holder onto the edge of panel to accept a cable tie and mount a cable bundle
- Tie can be inserted from all four sides
- Retention Force:
Steel Panel .03 (0.8) thick: 5 Lbs.
Steel Panel .12 (3) thick: 10 Lbs.
Plastic Panel .09-.12 (2.4-3) thick: 33 Lbs.

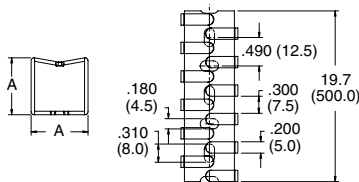


| Item No. | Panel Thickness | | Accepts Cable Ties w/ Tensile lbs. | Bulk Pack Qty |
|-----------|-----------------|-----------|------------------------------------|---------------|
| | in | mm | | |
| FTH-31-01 | 0.03 - 0.12 | 0.8 - 3.0 | 40 - 50 lbs. | 1000 |

CABLE DUCT



RX Series Flexible Duct



Specifications:

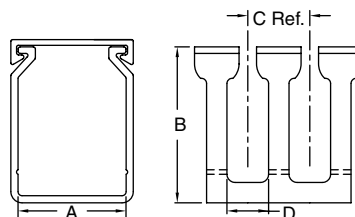

- Material: UL94 V-2 Polypropylene
- Color: Grey

Features:

- Flexible ribs allow the cables to be easily pushed and pulled into and out of channel
- Flexible base makes routing cables from the back and sides of control panels to components mounted on panel doors easy

| Item No. | | External A x A | | Internal A x A | | Length | | Bulk Pack Qty |
|--------------|-------------|----------------|-------------|----------------|--------|--------|-------|---------------|
| w/o Adhesive | w/ Adhesive | in | mm | in | mm | in | mm | |
| RX1313-0 | RX1313-4 | 0.49 x 0.49 | 12.5 x 12.5 | 0.171 | 110.0 | 19.7 | 500.0 | 112 |
| RX1616-0 | RX1616-4 | 0.63 x 0.63 | 16.0 x 16.0 | 0.287 | 185.0 | 19.7 | 500.0 | 84 |
| RX2020-0 | RX2020-4 | 0.79 x 0.79 | 20.0 x 20.0 | 0.496 | 320.0 | 19.7 | 500.0 | 112 |
| RX2525-0 | RX2525-4 | 0.98 x 0.98 | 25.0 x 25.0 | 0.775 | 500.0 | 19.7 | 500.0 | 70 |
| RX3030-0 | RX3030-4 | 1.18 x 1.18 | 30.0 x 30.0 | 1.116 | 720.0 | 19.7 | 500.0 | 50 |
| RX4040-0 | RX4040-4 | 1.57 x 1.5759 | 40.0 x 40.0 | 2.046 | 1320.0 | 19.7 | 500.0 | 50 |
| RX5050-0 | RX5050-4 | 1.97 x 1.99 | 50.0 x 50.0 | 3.162 | 2040.0 | 19.7 | 500.0 | 32 |

SRWD Series Slotted Wire Duct

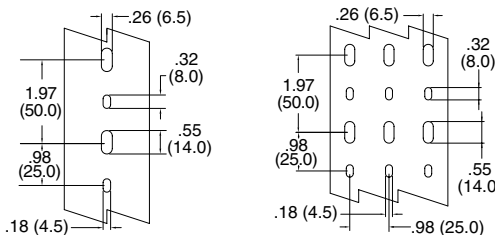


Specifications:

- Material: PVC
- Color: Grey

Features:

- Lid is supplied with the base
- Fingers are scored for easy break off
- Used for general purpose control panel wiring and to route and protect wiring in communication closets
- Holds breakout wires while providing flexibility for adding or removing wires
- Sold in 6-1/2 foot lengths



Mounting Style 1

Mounting Style 2

| Item No. | Approval | A | | B | | C | | D | | Mounting Style | Length | | In Pack | Pack Qty |
|-------------|----------|-------|-------|-------|------|------|------|------|-----|----------------|--------|-----|---------|----------|
| | | in | mm | in | mm | in | mm | in | mm | | ft | m | | |
| SRWD-1015 | UL | 1.000 | 25.4 | 1.500 | 38.1 | 0.79 | 20.0 | 0.31 | 8.0 | 1 | 6.5 | 2.0 | 78 ft | 1 |
| SRWD-1515 | UL | 1.500 | 38.1 | 1.500 | 38.1 | 0.79 | 20.0 | 0.31 | 8.0 | 1 | 6.5 | 2.0 | 78 ft | 1 |
| SRWD-1520 | UL | 1.500 | 38.1 | 2.000 | 50.8 | 0.79 | 20.0 | 0.31 | 8.0 | 1 | 6.5 | 2.0 | 52 ft | 1 |
| SRWDN1-1530 | UL | 1.500 | 38.1 | 3.000 | 76.2 | 0.39 | 10.0 | 0.16 | 4.0 | 1 | 6.5 | 2.0 | 78 ft | 1 |
| SRWD-2020 | UL | 2.000 | 50.8 | 2.000 | 50.8 | 0.79 | 20.0 | 0.31 | 8.0 | 1 | 6.5 | 2.0 | 52 ft | 1 |
| SRWDN1-2030 | UL | 2.000 | 50.8 | 3.000 | 76.2 | 0.39 | 10.0 | 0.16 | 4.0 | 1 | 6.5 | 2.0 | 78 ft | 1 |
| SRWD-4020 | UL | 4.000 | 101.6 | 2.000 | 50.8 | 0.79 | 20.0 | 0.31 | 8.0 | 2 | 6.5 | 2.0 | 26 ft | 1 |

SCD Series Single Cable Duct

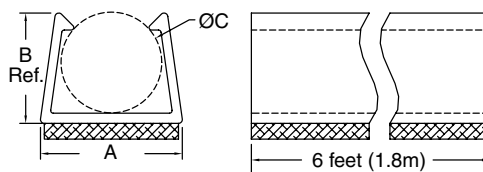


Specifications:

- Material: UL94 V-0 PVC
- Color: Tan

Features:

- Designed to route single coax or computer cable
- Supplied in 6 foot lengths
- Adhesive base for easy mounting



| Item No. | C Holding Ø | | A | | B Ref. | | Cable Recommendations | Length | | In Pack | Pack Qty |
|----------|---------------|-----------|------|-----|--------|-----|-------------------------|--------|-----|---------|----------|
| | in | mm | in | mm | in | mm | | ft | m | | |
| SCD-1521 | 0.156 - 0.218 | 4.0 - 5.5 | 0.30 | 7.6 | 0.25 | 6.4 | RG58 | 6 | 1.8 | 60 ft | 1 |
| SCD-2228 | 0.218 - 0.280 | 5.5 - 7.1 | 0.36 | 9.1 | 0.29 | 6.6 | RG59, RG62, RG6, 9 Line | 6 | 1.8 | 60 ft | 1 |



CABLE DUCT, FLEXIBLE CONDUIT & FITTINGS

SRL Series Locking Duct on Adhesive Base

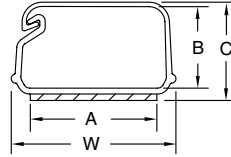


Specifications:

- Material: UL94 V-0 PVC
- Color: White

Features:

- Adhesive base for fast, easy installation
- When lid is shut the cables are locked into place
- Lightweight and aesthetically pleasing



| Item No. | A | | B | | W | | C Ref. | | Length | | In Pack | Pack Qty |
|--------------|-------|------|------|------|------|------|--------|------|--------|-----|---------|----------|
| | in | mm | in | mm | in | mm | in | mm | ft | m | | |
| SRL1-3-WH6A | 0.625 | 15.9 | 0.40 | 10.2 | 0.81 | 20.7 | 0.49 | 12.3 | 6 | 1.8 | 72 ft | 1 |
| SRL1-5-WH6A | 0.750 | 19.1 | 0.58 | 14.7 | 0.99 | 25.1 | 0.67 | 8.5 | 6 | 1.8 | 72 ft | 1 |
| SRL1-10-WH6A | 1.125 | 28.6 | 0.82 | 20.8 | 1.52 | 38.3 | 0.95 | 24.1 | 6 | 1.8 | 72 ft | 1 |

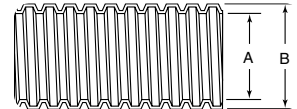
CF Series PVC Coated Metal Conduit

Specifications:

- Material: PVC Coated Steel in Coil
- Color: Black

Features:

- Designed to be liquid-tight and has high tensile strength
- Good resistance to corrosion and high heat



| Item No. | Sizes | A ID Min | | B OD Min | | Roll Length | | w | Pack Qty |
|----------|-------|----------|-------|----------|-------|-------------|----|---|----------|
| | | in | mm | in | mm | ft | m | | |
| CF3020A | 3/8 | 0.393 | 10.00 | 0.570 | 14.50 | 164 | 50 | 1 | |
| CF3060A | 1/2 | 0.496 | 12.60 | 0.637 | 16.20 | 164 | 50 | 1 | |
| CF3090A | 3/4 | 0.826 | 21.00 | 0.960 | 24.40 | 164 | 50 | 1 | |
| CF3140A | 1 | 1.035 | 26.30 | 1.204 | 30.60 | 164 | 50 | 1 | |
| CF3160A | 1-1/4 | 1.377 | 35.00 | 1.598 | 40.60 | 98 | 30 | 1 | |
| CF3180A | 1-1/2 | 1.586 | 40.30 | 1.811 | 46.00 | 82 | 25 | 1 | |
| CF3200A | 2 | 2.031 | 51.60 | 2.299 | 58.40 | 65 | 20 | 1 | |

MCF Series PVC Coated Metal Conduit

Specifications:

- Material: Zinc Alloy
- Connection Type: Set Screw EMT Pipe

Features:

- Connects convoluted metal conduit to EMT pipe in order to protect wires or cables



| Item No. | EMT Pipe | Sizes | Used With Metal Conduit | Mounting Hole | | Bulk Pack Qty |
|----------|----------|-------|-------------------------|---------------|-------|---------------|
| | | | | in | mm | |
| MCF04A | 1/2 | | CF3060A | 0.767 | 19.50 | 50 |
| MCF06A | 3/4 | | CF3090A | 1.027 | 26.10 | 50 |
| MCF08A | 1 | | CF3140A | 1.267 | 32.20 | 30 |
| MCF10A | 1-1/4 | | CF3160A | 1.523 | 38.70 | 20 |
| MCF12A | 1-1/2 | | CF3180A | 2.035 | 51.70 | 10 |
| MCF14A | 2 | | CF3200A | 2.515 | 63.90 | 5 |


MCF Series Fittings for PVC Pipe to Metal Conduit

Specifications:

- Material: Zinc Alloy
- Connection Type: Set Screw EMT Pipe

Features:

- Connects convoluted metal conduit to PVC pipe in order to protect wires or cables



| Item No. | PVC Pipe | Sizes | Used With Metal Conduit | Mounting Hole | | Bulk Pack Qty |
|----------|----------|-------|-------------------------|---------------|-------|---------------|
| | | | | in | mm | |
| MCF106A | 3/4 | | CF3090A | 1.091 | 27.70 | 50 |
| MCF108A | 1 | | CF3140A | 1.350 | 34.30 | 30 |
| MCF110A | 1-1/4 | | CF3160A | 1.724 | 43.80 | 20 |
| MCF112A | 1-1/2 | | CF3180A | 2.035 | 51.70 | 10 |
| MCF114A | 2 | | CF3200A | 2.516 | 63.90 | 5 |

FLEXIBLE CONDUIT & FITTINGS



NPT, PG & Metric Threads Metal Conduit Fittings

Specifications:

- Material: UL94 V-2 Nylon 6/6
- Color: Black
- Temperature Range: -40°F to 221°F (-40°C to 105°C)



Features:

- Provides strong pull out strength and anti-vibration properties
- Eliminates chance of cutting into conduit and creating leak paths
- Reusable

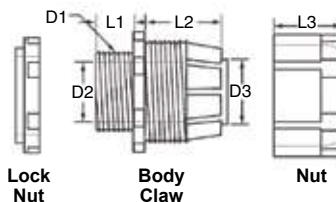


| Item No. | Thread | Max Joint F1 | | Used w/ Metal Conduit | Thread OD C1 | | Ø Mounting Hole | | Thread Length C2 | | Body Min ID | | Bulk Pack Qty |
|----------|---------|--------------|-------|-----------------------|--------------|-------|-----------------|---------------|------------------|-------|-------------|-------|---------------|
| | | in | mm | | in | mm | in | mm | in | mm | in | mm | |
| MCF202A | NPT 1/2 | 0.720 | 18.30 | CF3020A | 0.835 | 21.22 | 0.842 - 0.854 | 21.40 - 21.70 | 0.512 | 13.00 | 0.425 | 10.80 | 50 |
| MCF204A | NPT 3/4 | 0.866 | 22.00 | CF3090A | 1.046 | 26.56 | 1.055 - 1.066 | 26.80 - 27.10 | 0.591 | 15.00 | 0.563 | 14.30 | 50 |
| MCF250A | PG11 | 0.720 | 18.30 | CF3020A | 0.732 | 18.60 | 0.732 - 0.744 | 18.60 - 18.90 | 0.394 | 10.00 | 0.425 | 10.80 | 50 |
| MCF252A | PG13.5 | 0.720 | 18.30 | CF3020A | 0.803 | 20.40 | 0.803 - 0.814 | 20.40 - 20.70 | 0.394 | 10.00 | 0.425 | 10.80 | 50 |
| MCF254A | PG16 | 0.720 | 18.30 | CF3020A | 0.886 | 22.50 | 0.885 - 0.897 | 22.50 - 22.80 | 0.433 | 11.00 | 0.425 | 10.80 | 50 |
| MCF256A | PG16 | 0.866 | 22.00 | CF3060A | 0.886 | 22.50 | 0.885 - 0.897 | 22.50 - 22.80 | 0.394 | 10.00 | 0.563 | 14.30 | 50 |
| MCF258A | PG21 | 0.866 | 22.00 | CF3060A | 1.114 | 28.30 | 1.110 - 1.120 | 28.30 - 28.70 | 0.492 | 12.50 | 0.563 | 14.30 | 50 |
| MCF260A | PG21 | 1.043 | 26.50 | CF3090A | 1.114 | 28.30 | 1.110 - 1.120 | 28.30 - 28.70 | 0.472 | 12.00 | 0.709 | 18.00 | 50 |
| MCF262A | PG29 | 1.358 | 34.50 | CF3140A | 1.457 | 37.00 | 1.450 - 1.470 | 37.00 - 37.40 | 0.472 | 12.00 | 0.933 | 23.70 | 10 |
| MCF300A | M16X1.5 | 0.720 | 18.30 | CF3020A | 0.630 | 16.00 | 0.629 - 0.641 | 16.00 - 16.30 | 0.394 | 10.00 | 0.425 | 10.80 | 50 |
| MCF304A | M20X1.5 | 0.720 | 18.30 | CF3020A | 0.787 | 20.00 | 0.787 - 0.799 | 20.00 - 20.30 | 0.394 | 10.00 | 0.425 | 10.80 | 50 |
| MCF306A | M20X1.5 | 0.866 | 22.00 | CF3060A | 0.787 | 20.00 | 0.787 - 0.799 | 20.00 - 20.30 | 0.394 | 10.00 | 0.563 | 14.30 | 50 |
| MCF310A | M25X1.5 | 0.720 | 18.30 | CF3020A | 0.984 | 25.00 | 0.984 - 1.000 | 25.00 - 25.40 | 0.472 | 12.00 | 0.425 | 10.80 | 50 |
| MCF312A | M25X1.5 | 0.866 | 22.00 | CF3060A | 0.984 | 25.00 | 0.984 - 1.000 | 25.00 - 25.40 | 0.394 | 10.00 | 0.563 | 14.30 | 50 |
| MCF314A | M25X1.5 | 1.043 | 26.50 | CF3090A | 0.984 | 25.00 | 0.984 - 1.000 | 25.00 - 25.40 | 0.394 | 10.00 | 0.709 | 18.00 | 50 |
| MCF316A | M32X1.5 | 0.866 | 22.00 | CF3060A | 1.260 | 32.00 | 1.259 - 1.275 | 32.00 - 32.40 | 0.472 | 12.00 | 0.563 | 14.30 | 10 |
| MCF318A | M32X1.5 | 1.358 | 34.50 | CF3140A | 1.260 | 32.00 | 1.259 - 1.275 | 32.00 - 32.40 | 0.394 | 10.00 | 0.933 | 23.70 | 10 |

FCA200 Series Flexible Conduit Fittings

Specifications:

- Material: UL94 V-2 Nylon 6/6
- Color: Grey
- Temperature Range: -40°F to 221°F (-40°C to 105°C)



Features:

- Connects plastic convoluted conduit to control panels, machinery, and other equipment



| Item No. | Ø Mounting Hole | | Used w/ Plastic Conduit | D2 | | D3 | | L1 | | L2 | | L3 | | Bulk Pack Qty |
|----------|-----------------|------|-------------------------|-------|------|-------|------|-------|------|-------|------|-------|------|---------------|
| | in | mm | | in | mm | in | mm | in | mm | in | mm | in | mm | |
| FCA200A | 0.567 | 14.4 | CF001A | 0.248 | 6.3 | 0.295 | 7.5 | 0.382 | 9.7 | 0.728 | 18.5 | 0.626 | 15.9 | 50 |
| FCA202A | 0.626 | 15.9 | CF003A | 0.433 | 11 | 0.425 | 10.8 | 0.394 | 10 | 0.705 | 17.9 | 0.618 | 15.7 | 50 |
| FCA204A | 0.630 | 16 | CF004A | 0.437 | 11.1 | 0.524 | 13.3 | 0.382 | 9.7 | 0.732 | 18.6 | 0.626 | 15.9 | 50 |
| FCA206A | 0.756 | 19.2 | CF005A | 0.591 | 15 | 0.579 | 14.7 | 0.394 | 10 | 0.697 | 17.7 | 0.630 | 16 | 50 |
| FCA208A | 0.787 | 20 | CF006A | 0.606 | 15.4 | 0.677 | 17.2 | 0.386 | 9.8 | 0.693 | 17.6 | 0.642 | 16.3 | 50 |
| FCA210A | 0.984 | 25 | CF008A | 0.744 | 18.9 | 0.780 | 19.8 | 0.449 | 11.4 | 0.929 | 23.6 | 0.811 | 20.6 | 50 |
| FCA212A | 1.228 | 31.2 | CF009A | 1.024 | 26 | 0.957 | 24.3 | 0.472 | 12 | 0.898 | 22.8 | 0.811 | 20.6 | 25 |
| FCA214A | 1.260 | 32 | CF010A | 1.055 | 26.8 | 1.126 | 28.6 | 0.445 | 11.3 | 0.917 | 23.3 | 0.815 | 20.7 | 25 |
| FCA216A | 1.476 | 37.5 | CF011A | 1.240 | 31.5 | 1.244 | 31.6 | 0.445 | 11.3 | 0.929 | 23.6 | 0.815 | 20.7 | 25 |
| FCA218A | 1.575 | 40 | CF012A | 1.287 | 32.7 | 1.370 | 34.8 | 0.453 | 11.5 | 0.917 | 23.3 | 0.819 | 20.8 | 25 |
| FCA220A | 1.732 | 44 | CF013A | 1.476 | 37.5 | 1.594 | 40.5 | 0.496 | 12.6 | 0.878 | 22.3 | 0.815 | 20.7 | 10 |
| FCA222A | 1.732 | 44 | CF014A | 1.476 | 37.5 | 1.555 | 39.5 | 0.496 | 12.6 | 0.850 | 21.6 | 0.815 | 20.7 | 10 |

FCA Series Flexible Conduit Adapters

Specifications:

- Material: UL94 HB ABS
- Color: Grey

Features:

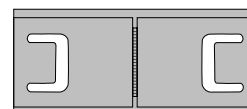
- FCA02A to FCA08A can be used to connect plastic convoluted conduit
- FCA102A to FCA108A can be used to connect plastic convoluted conduit to PVC pipe

Conduit to Conduit Connector

| Item No. | Used w/ Plastic Conduit | Bulk Pack Qty |
|----------|-------------------------|---------------|
| FCA02A | CF004A | 20 |
| FCA04A | CF006A | 20 |
| FCA06A | CF008A | 20 |
| FCA08A | CF010A | 20 |



Conduit to Conduit

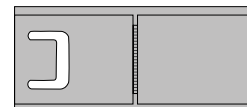


Conduit to PVC Pipe

| Item No. | Used w/ Plastic Conduit | Bulk Pack Qty |
|----------|-------------------------|---------------|
| FCA102A | CF004A | 20 |
| FCA104A | CF006A | 20 |
| FCA106A | CF008A | 20 |
| FCA108A | CF010A | 20 |



Conduit to PVC Pipe





FLEXIBLE CONDUIT & FITTINGS

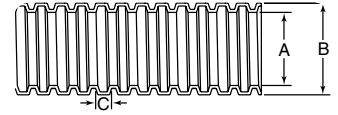
CF Series Unsplit Polyethylene Conduit

Specifications:

- Material: High-Density Polyethylene
- Color: Grey
- Temperature Range: -40°F to 200°F (-40°C to 93°C)

Features:

- Wire and cable protection for electrical harnesses
- Can also be used to protect hydraulic hoses
- Flexible body allows for easy corner/elbow wiring



| Item No. | Ø Nominal | | A | | B | | C | | Roll Length | | Pack Qty |
|----------|-----------|-------|-------|-------|-------|-------|------|-----|-------------|---|----------|
| | in | mm | in | mm | in | mm | in | mm | ft | m | |
| CF001A | 1/4 | 0.291 | 7.390 | 0.402 | 10.21 | 0.104 | 2.64 | 984 | 300 | 1 | |
| CF002A | 3/8 | 0.421 | 10.69 | 0.555 | 14.10 | 0.080 | 2.04 | 328 | 100 | 1 | |
| CF003A | 3/8 | 0.421 | 10.69 | 0.630 | 16.00 | 0.130 | 3.30 | 328 | 100 | 1 | |
| CF004A | 1/2 | 0.543 | 13.79 | 0.787 | 19.99 | 0.124 | 3.14 | 328 | 100 | 1 | |
| CF005A | 5/8 | 0.555 | 14.10 | 0.866 | 22.00 | 0.144 | 3.66 | 328 | 100 | 1 | |
| CF006A | 11/16 | 0.677 | 17.20 | 0.866 | 22.00 | 0.124 | 3.14 | 328 | 100 | 1 | |
| CF007A | 3/4 | 0.720 | 18.29 | 0.984 | 24.99 | 0.162 | 4.12 | 328 | 100 | 1 | |
| CF008A | 7/8 | 0.835 | 21.21 | 1.016 | 25.81 | 0.124 | 3.14 | 328 | 100 | 1 | |
| CF009A | 1 | 0.957 | 24.31 | 1.260 | 32.00 | 0.142 | 3.61 | 164 | 50 | 1 | |
| CF010A | 1-1/8 | 1.130 | 28.70 | 1.339 | 34.01 | 0.124 | 3.14 | 164 | 50 | 1 | |
| CF011A | 1-1/4 | 1.228 | 31.19 | 1.575 | 40.01 | 0.162 | 4.12 | 164 | 50 | 1 | |
| CF012A | 1-3/8 | 1.374 | 34.90 | 1.654 | 42.01 | 0.124 | 3.14 | 164 | 50 | 1 | |
| CF013A | 1-1/2 | 1.575 | 40.00 | 1.890 | 48.01 | 0.124 | 3.14 | 164 | 50 | 1 | |
| CF014A | 1-5/8 | 1.559 | 39.60 | 1.969 | 50.01 | 0.191 | 4.85 | 164 | 50 | 1 | |

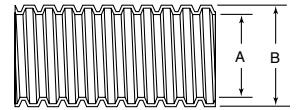
CF Series Unsplit Nylon Conduit

Specifications:

- Material: UL-94 HB Nylon
- Color: Black with Grey Stripe
- Temperature Range: -40°F to 300°F (-40°C to 149°C)

Features:

- Wire and cable protection for electrical harnesses
- Can also be used to protect hydraulic hoses
- Flexible body allows for easy corner/elbow wiring



| Item No. | Ø Nominal | A Min | | A Max | | B Min | | B Max | | Wall Thickness | | Roll Length | | Pack Qty |
|----------|-----------|-------|-------|-------|-------|-------|-------|-------|-------|----------------|------|-------------|-------|----------|
| | | in | mm | in | mm | in | mm | in | mm | in | mm | ft | m | |
| CF1010A | 1/4 | 0.237 | 6.02 | 0.266 | 6.76 | 0.375 | 9.53 | 0.400 | 10.16 | 0.040 | 1.02 | 2500 | 762 | 1 |
| CF1020A | 3/8 | 0.341 | 8.66 | 0.380 | 9.65 | 0.497 | 12.62 | 0.526 | 13.36 | 0.040 | 1.02 | 1500 | 457.2 | 1 |
| CF1040A | 7/16 | 0.399 | 10.13 | 0.437 | 11.10 | 0.573 | 14.55 | 0.597 | 15.16 | 0.050 | 1.27 | 1500 | 457.2 | 1 |
| CF1060A | 1/2 | 0.473 | 12.01 | 0.516 | 13.11 | 0.664 | 16.87 | 0.700 | 17.78 | 0.050 | 1.27 | 1000 | 304.8 | 1 |
| CF1080A | 5/8 | 0.603 | 15.32 | 0.639 | 16.23 | 0.805 | 20.45 | 0.837 | 21.26 | 0.050 | 1.27 | 700 | 213.4 | 1 |
| CF1090A | 3/4 | 0.707 | 17.96 | 0.759 | 19.28 | 0.950 | 24.13 | 0.989 | 25.12 | 0.050 | 1.27 | 450 | 137.2 | 1 |
| 900081 | 7/8 | 0.848 | 21.54 | 0.898 | 22.81 | 1.107 | 28.12 | 1.151 | 29.24 | 0.050 | 1.27 | 400 | 121.9 | 1 |
| CF1140A | 1 | 1.020 | 25.91 | 1.069 | 27.16 | 1.251 | 31.78 | 1.304 | 33.13 | 0.060 | 1.52 | 250 | 76.2 | 1 |
| CF1140B* | 1 | 1.020 | 25.91 | 1.069 | 27.16 | 1.251 | 31.78 | 1.304 | 33.13 | 0.060 | 1.52 | 250 | 76.2 | 1 |
| CF1150A | 1-1/8 | 1.122 | 28.50 | 1.176 | 29.86 | 1.356 | 34.58 | 1.413 | 35.88 | 0.060 | 1.52 | 200 | 60.9 | 1 |
| 900082 | 1-1/4 | 1.199 | 30.45 | 1.257 | 31.93 | 1.446 | 36.73 | 1.500 | 38.10 | 0.060 | 1.52 | 200 | 60.9 | 1 |

* No grey stripe

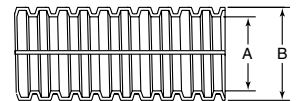
CS Series Split Polypropylene Conduit

Specifications:

- Material: Polypropylene
- Color: Black
- Temperature Range: -40°F to 225°F (-40°C to 107°C)

Features:

- Split design for easy installation and removal of wiring
- Wire and cable protection for electrical harnesses
- Flexible body allows for corner/elbow wiring
- Can be used to protect hydraulic hoses



| Item No. | Ø Nominal | A | | B | | Roll Length | | Pack Qty |
|----------|-----------|-------|-------|-------|-------|-------------|-----|----------|
| | | in | mm | in | mm | ft | m | |
| CS001A | 1/4 | 0.291 | 7.39 | 0.402 | 10.21 | 984 | 300 | 1 |
| CS002A | 7/16 | 0.421 | 10.69 | 0.630 | 16.00 | 656 | 200 | 1 |
| CS003A | 1/2 | 0.543 | 13.79 | 0.689 | 17.50 | 656 | 200 | 1 |
| CS004A | 5/8 | 0.591 | 15.01 | 0.768 | 19.51 | 328 | 100 | 1 |
| CS005A | 3/4 | 0.760 | 19.30 | 0.937 | 23.80 | 328 | 100 | 1 |
| CS006A | 7/8 | 0.835 | 21.21 | 1.016 | 25.81 | 328 | 100 | 1 |
| CS007A | 1 | 0.957 | 24.31 | 1.260 | 32.00 | 164 | 50 | 1 |
| CS008A | 1 | 0.984 | 24.99 | 1.181 | 30.00 | 164 | 50 | 1 |
| CS009A | 1-1/8 | 1.102 | 27.99 | 1.339 | 34.01 | 164 | 50 | 1 |
| CS010A | 1-1/4 | 1.228 | 31.19 | 1.575 | 40.01 | 164 | 50 | 1 |
| CS011A | 1-5/8 | 1.559 | 39.59 | 1.969 | 50.00 | 164 | 50 | 1 |

FLEXIBLE CONDUIT, FITTINGS & WRAPS



CS (Nylon) Series Split Nylon Conduit

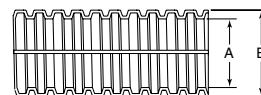
Specifications:

- Material: UL94 HB Nylon
- Color: Black with Gray Stripe
- Temperature Range: -40°F to 300°F (-40°C to 149°C)



Features:

- Split design for easy installation and removal of wiring
- Cable protection for electrical wiring harnesses
- Flexible body allows for corner/elbow wiring
- Can be used to protect hydraulic hoses
- Split design for easy installation



| Item No. | Ø Nominal | A Min | | A Max | | B Min | | B Max | | Wall Thickness | | Roll Length | | Pack Qty |
|----------|-----------|-------|-------|-------|-------|-------|-------|-------|-------|----------------|------|-------------|-------|----------|
| | | in | mm | in | mm | in | mm | in | mm | in | mm | ft | m | |
| CS1020A | 3/8 | 0.341 | 8.66 | 0.380 | 9.65 | 0.497 | 12.62 | 0.526 | 13.36 | 0.040 | 1.02 | 1900 | 579.1 | 1 |
| CS1040A | 7/16 | 0.399 | 10.13 | 0.437 | 11.10 | 0.573 | 14.55 | 0.597 | 15.16 | 0.050 | 1.27 | 1500 | 457.2 | 1 |
| CS1060A | 1/2 | 0.473 | 12.01 | 0.516 | 13.11 | 0.664 | 16.87 | 0.700 | 17.78 | 0.050 | 1.27 | 1100 | 335.3 | 1 |
| CS1080A | 5/8 | 0.603 | 15.32 | 0.639 | 16.23 | 0.805 | 20.45 | 0.837 | 21.26 | 0.050 | 1.27 | 800 | 243.8 | 1 |
| CS1090A | 3/4 | 0.707 | 17.96 | 0.759 | 19.28 | 0.950 | 24.13 | 0.989 | 25.12 | 0.050 | 1.27 | 550 | 164.6 | 1 |
| CS1140A | 1 | 1.020 | 25.91 | 1.069 | 27.16 | 1.251 | 31.78 | 1.304 | 33.13 | 0.006 | 1.52 | 300 | 91.4 | 1 |

CSEZ Series EZ Dispenser Split Nylon Conduit

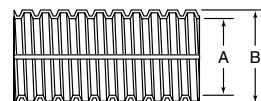
Specifications:

- Material: UL94 HB Nylon
- Color: Black with Gray Stripe
- Temperature Range: -40°F to 300°F (-40°C to 149°C)



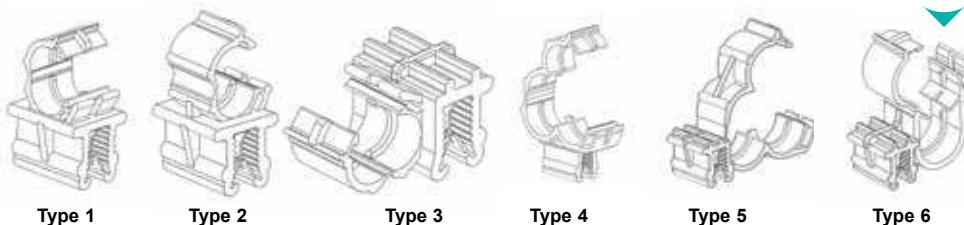
Features:

- Supplied in easy pull dispenser box
- Tangle free dispenses on interior reel
- Split design for easy installation and removal



| Item No. | Ø Nominal | A Min | | A Max | | B Min | | B Max | | Wall Thickness | | Roll Length | | Pack Qty |
|-----------|-----------|-------|-------|-------|-------|-------|-------|-------|-------|----------------|------|-------------|-------|----------|
| | | in | mm | in | mm | in | mm | in | mm | in | mm | Ft | m | |
| CSEZ1010A | 1/4 | 0.256 | 6.50 | 0.276 | 7.01 | 0.373 | 9.47 | 0.398 | 10.11 | 0.040 | 1.02 | 100 | 30.48 | 1 |
| CSEZ1030A | 3/8 | 0.368 | 9.35 | 0.398 | 10.11 | 0.494 | 12.56 | 0.525 | 13.32 | 0.050 | 1.27 | 100 | 30.48 | 1 |
| CSEZ1060A | 1/2 | 0.473 | 12.01 | 0.516 | 13.11 | 0.664 | 16.87 | 0.700 | 17.78 | 0.050 | 1.27 | 100 | 30.48 | 1 |
| CSEZ1080A | 5/8 | 0.603 | 15.32 | 0.639 | 16.23 | 0.805 | 20.45 | 0.837 | 21.26 | 0.050 | 1.27 | 100 | 30.48 | 1 |
| CSEZ1090A | 3/4 | 0.707 | 17.96 | 0.759 | 19.28 | 0.950 | 24.13 | 0.989 | 25.12 | 0.050 | 1.27 | 100 | 30.48 | 1 |
| CSEZ1140A | 1 | 1.020 | 25.91 | 1.069 | 27.16 | 1.251 | 31.78 | 1.304 | 33.13 | 0.060 | 1.52 | 50 | 15.24 | 1 |

Edge Mount Conduit Holder



Specifications:

- Material: Heat Stabilized Nylon 6/6 and 302 Stainless Steel
- Color: Black

Features:

- Holds a variety of sizes of corrugated tubing in place
- Easy to install by pushing onto plastic or metal sheet edge
- Ideal for applications where holes or adhesive is not suitable

| Item No. | Type | Tube Size mm | Panel Thickness | | Width | | Length | | Height to Center | | Bulk Pack Qty |
|----------|------|--------------|-----------------|---------|-------|----|--------|----|------------------|------|---------------|
| | | | in | mm | in | mm | in | mm | in | mm | |
| 550261 | 1 | 4.5 | 0.028 - 0.118 | 0.7 - 3 | 0.591 | 15 | 0.591 | 15 | 0.610 | 15.5 | 100 |
| 550262 | 2 | 4.5 | 0.028 - 0.118 | 0.7 - 3 | 0.591 | 15 | 0.591 | 15 | 0.610 | 15.5 | 100 |
| 550263 | 3 | 4.5 | 0.028 - 0.118 | 0.7 - 3 | 0.787 | 20 | 0.591 | 15 | 0.256 | 6.5 | 100 |
| 550264 | 3 | 4.5 | 0.118 - 0.236 | 3 - 6 | 0.787 | 20 | 0.787 | 20 | 0.303 | 7.7 | 100 |
| 550265 | 4 | 4.5 | 0.118 - 0.236 | 3 - 6 | 0.787 | 20 | 0.787 | 20 | 0.728 | 18.5 | 100 |
| 550266 | 4 | 7.5 | 0.118 - 0.236 | 3 - 6 | 0.591 | 15 | 0.591 | 15 | 0.689 | 17.5 | 100 |
| 550267 | 1 | 10 | 0.118 - 0.236 | 3 - 6 | 0.472 | 12 | 0.866 | 22 | 0.728 | 18.5 | 100 |
| 550268 | 3 | 10 | 0.028 - 0.118 | 0.7 - 3 | 0.866 | 22 | 0.591 | 15 | 0.343 | 8.7 | 100 |
| 550269 | 3 | 10 | 0.118 - 0.236 | 3 - 6 | 0.866 | 22 | 0.787 | 20 | 0.350 | 8.9 | 100 |
| 550270 | 4 | 2 x 10 | 0.028 - 0.118 | 0.7 - 3 | 0.472 | 12 | 1.339 | 34 | 0.764 | 19.4 | 100 |
| 550271 | 5 | 2 x 10 | 0.028 - 0.118 | 0.7 - 3 | 0.591 | 15 | 1.614 | 41 | 0.535 | 13.6 | 100 |
| 550272 | 6 | 2 x 10 | 0.028 - 0.118 | 0.7 - 3 | 1.181 | 30 | 0.591 | 15 | 0.335 / 0.728 | — | 100 |
| 550273 | 3 | 13 | 0.028 - 0.118 | 0.7 - 3 | 0.591 | 15 | 0.591 | 15 | 0.413 | 10.5 | 100 |
| 550274 | 2 | 13 | 0.118 - 0.236 | 3 - 6 | 0.906 | 23 | 0.787 | 20 | 0.917 | 23.3 | 100 |
| 550275 | 1 | 13 | 0.118 - 0.236 | 3 - 6 | 0.512 | 13 | 0.906 | 23 | 0.787 | 20 | 100 |
| 550276 | 2 | 17 | 0.028 - 0.118 | 0.7 - 3 | 1.181 | 30 | 0.591 | 15 | 0.894 | 22.7 | 100 |



WRAPS

SHR Series Slit Harness Wrap

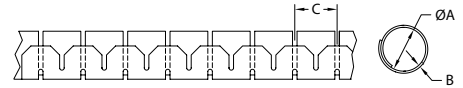


Specifications:

- Material: See Table
- Color: Black

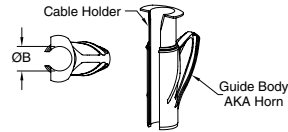
Features:

- Protects wires from wear
- Easy to install



| Item No. | | Max Bundle Range | | A | | B | | C | | Roll Length | | Installation Tool Part Number | Pack Qty | | |
|------------------|------------|------------------|----------|-------|------|-------|------|-------|-----|-------------|------|-------------------------------|----------|--------------|---|
| UL94 V-0 Nylon 6 | Nylon 6 | LDPE | Approval | In | mm | In | mm | In | mm | In | mm | | | Ft | m |
| SHR-05-6V0B | SHR-05-6NB | SHR-05-PPB | UL | 0.240 | 6.0 | 0.200 | 5.0 | 0.032 | 0.8 | 0.390 | 10.0 | 328 | 100 | CAT-05-PP-BL | 1 |
| SHR-08-6V0B | SHR-08-6NB | SHR-08-PPB | UL | 0.390 | 10.0 | 0.310 | 8.0 | 0.032 | 0.8 | 0.390 | 10.0 | 328 | 100 | CAT-08-PP | 1 |
| SHR-15-6V0B | SHR-15-6NB | SHR-15-PPB | UL | 0.630 | 16.0 | 0.590 | 15.0 | 0.032 | 0.8 | 0.550 | 14.0 | 164 | 50 | CAT-15-PP | 1 |
| SHR-20-6V0B | SHR-20-6NB | SHR-20-PPB | UL | 0.900 | 23.0 | 0.790 | 20.0 | 0.035 | 0.9 | 0.670 | 17.0 | 98 | 30 | CAT-20-PP | 1 |
| SHR-25-6V0B | SHR-25-6NB | SHR-25-PPB | UL | 0.980 | 25.0 | 0.980 | 25.0 | 0.039 | 1.0 | 0.790 | 20.0 | 66 | 20 | CAT-25-PP | 1 |
| SHR-32-6V0B | SHR-32-6NB | SHR-32-PPB | UL | 1.250 | 32.0 | 1.250 | 32.0 | 0.050 | 1.3 | 0.980 | 24.9 | 49 | 15 | CAT-32-PP | 1 |

CAT Series Installation Tool for SHR



Features:

- The easiest and quickest way to wrap cables
- Insert cables into the CAT installation tool
- Feed the slit end of the wrap over the horn of the tool and "zip" the wires into a neat bundle
- Allows for breakout of the cables
- Provides abrasion protection

| Item No. | Ø Max Bundle B | | To Be Used With | Pack Qty |
|--------------|----------------|------|-----------------|----------|
| | in | mm | | |
| CAT-05-PP-BL | 0.240 | 6.0 | SHR-05 | 1 |
| CAT-08-PP | 0.370 | 9.5 | SHR-08 | 1 |
| CAT-15-PP | 0.630 | 16.0 | SHR-15 | 1 |
| CAT-20-PP | 0.790 | 20.0 | SHR-20 | 1 |
| CAT-25-PP | 0.960 | 24.5 | SHR-25 | 1 |
| CAT-32-PP | 1.220 | 31.0 | SHR-32 | 1 |

SHR-C Series SHR Clip

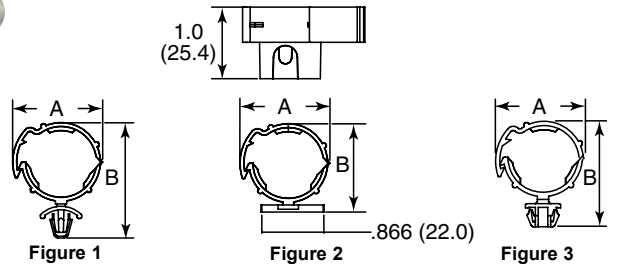


Specifications:

- Material: UL94 V-2 Nylon 6/6
- Color: Black

Features:

- Adjustable clips to hold both the SHR-20 and SHR-25 slit harness wrap (see above)
- Internal ribs grip the wrap securely



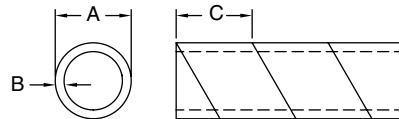
| Item No. | Ø Holding | Mounting Method | Figure | A Ref | | B Ref | | Bulk Pack Qty |
|----------|-------------------------|-----------------|---|-------|------|-------|------|---------------|
| | | | | in | mm | in | mm | |
| SHR-C1 | To hold SHR-20 & SHR-25 | 1 | Snaps into a 0.252 in. (6.4 mm) Hole in a 0.031-0.079 in. (0.8-2.0 mm) Panel | 1.140 | 29.0 | 1.670 | 42.5 | 500 |
| SHR-C2 | To hold SHR-20 & SHR-25 | 2 | #8 or M4 Screw | 1.180 | 30.0 | 1.280 | 32.5 | 500 |
| SHR-C3 | To hold SHR-20 & SHR-25 | 2 | Adhesive | 1.180 | 30.0 | 1.280 | 32.5 | 500 |
| SHR-C4 | To hold SHR-20 & SHR-25 | 3 | Snaps into a 0.370 in. (9.5 mm) Square Hole in a 0.031-0.079 in. (0.8-2.0 mm) Panel | 1.180 | 30.0 | 1.630 | 40.5 | 500 |

HR Series Spiral Wrap



Specifications:

- Material: See Table
- Color: See Table



| Item No. | | Bundle Range | | A Ref. | | B | | C Ref. | | Roll Length | | Pack Qty | | |
|---------------|--------------|--------------|----------|---------------|-------------|-------|------|--------|-----|-------------|------|----------|-------|---|
| UL94 HB Nylon | Polyethylene | LDPE | Approval | in | mm | in | mm | in | mm | ft | m | | | |
| HR2N-1/8 | — | — | UL | 0.062 - 0.500 | 1.6 - 12.7 | 0.125 | 3.2 | 0.020 | 0.5 | 0.170 | 4.3 | 100 | 30.48 | 1 |
| HR3N-3/16 | — | — | UL | 0.125 - 1.000 | 3.2 - 25.4 | 0.187 | 4.8 | 0.020 | 0.5 | 0.250 | 6.4 | 100 | 30.48 | 1 |
| HR4N-1/4 | — | — | UL | 0.187 - 1.500 | 4.8 - 38.7 | 0.250 | 6.4 | 0.025 | 0.6 | 0.300 | 7.6 | 100 | 30.48 | 1 |
| HR6N-3/8 | — | — | UL | 0.312 - 2.000 | 7.9 - 50.8 | 0.375 | 9.5 | 0.035 | 0.9 | 0.380 | 9.5 | 100 | 30.48 | 1 |
| HR8N-1/2 | — | — | UL | 0.750 - 3.000 | 19.1 - 76.2 | 0.500 | 12.7 | 0.040 | 1.0 | 0.500 | 12.7 | 100 | 30.48 | 1 |
| — | HR2P-1/8 | — | UL | 0.062 - 0.375 | 1.6 - 9.5 | 0.125 | 3.2 | 0.020 | 0.5 | 0.170 | 4.3 | 100 | 30.48 | 1 |
| — | HR3P-3/16 | — | UL | 0.125 - 1.000 | 3.2 - 25.4 | 0.187 | 4.8 | 0.030 | 0.8 | 0.250 | 6.4 | 100 | 30.48 | 1 |
| — | HR4P-1/4 | — | UL | 0.187 - 1.000 | 4.8 - 25.4 | 0.250 | 6.4 | 0.050 | 1.3 | 0.300 | 7.6 | 100 | 30.48 | 1 |
| — | HR6P-3/8 | — | UL | 0.312 - 2.000 | 7.9 - 50.8 | 0.375 | 9.5 | 0.050 | 1.3 | 0.380 | 9.5 | 100 | 30.48 | 1 |
| — | HR8P-1/2 | — | UL | 0.750 - 3.000 | 19.1 - 76.2 | 0.500 | 12.7 | 0.060 | 1.5 | 0.500 | 12.7 | 100 | 30.48 | 1 |
| — | — | HR4U-1/4 | UL | 0.187 - 0.750 | 4.8 - 19.1 | 0.250 | 6.4 | 0.050 | 1.3 | 0.300 | 7.6 | 100 | 30.48 | 1 |
| — | — | HR6U-3/8 | UL | 0.312 - 2.000 | 7.9 - 50.8 | 0.375 | 9.5 | 0.050 | 1.3 | 0.380 | 9.5 | 100 | 30.48 | 1 |
| — | — | HR8U-1/2 | UL | 0.750 - 3.500 | 19.1 - 88.9 | 0.500 | 12.7 | 0.060 | 1.5 | 0.500 | 12.7 | 100 | 30.48 | 1 |



Polyester Expandable Braided Sleeving



Specifications:

- Material: Polyester
- Flammability: VW-1
- Color: Black

Features:

- The open weave construction allows for easy installation reducing assembly cost
- Cut and abrasion resistant with high thermal properties
- Used on wire harnessing applications where durability and low cost are essential
- Cuts cleanly with a hot knife



| Item No. | Nominal Size | | Expansion Range | | | | Roll Length | | Pack Qty |
|----------|--------------|----|-----------------|----------|----------|----------|-------------|------|----------|
| | in | mm | Min (in) | Max (in) | Min (mm) | Max (mm) | ft | m | |
| 900303 | 1/8 | 3 | 0.039 | 0.236 | 1 | 6 | 200 | 60.9 | 1 |
| 900304 | 1/4 | 6 | 0.118 | 0.354 | 3 | 9 | 200 | 60.9 | 1 |
| 900305 | 5/16 | 8 | 0.197 | 0.630 | 5 | 16 | 100 | 30.5 | 1 |
| 900306 | 3/8 | 10 | 0.276 | 0.748 | 7 | 19 | 100 | 30.5 | 1 |
| 900307 | 1/2 | 12 | 0.315 | 0.945 | 8 | 24 | 100 | 30.5 | 1 |
| 900308 | 5/8 | 15 | 0.394 | 1.063 | 10 | 27 | 100 | 30.5 | 1 |
| 900309 | 3/4 | 20 | 0.551 | 1.181 | 14 | 30 | 50 | 15.2 | 1 |
| 900310 | 1 | 25 | 0.709 | 1.378 | 18 | 35 | 50 | 15.2 | 1 |
| 900311 | 1-1/4 | 30 | 0.787 | 1.969 | 20 | 50 | 50 | 15.2 | 1 |
| 900312 | 1-1/2 | 40 | 1.181 | 2.362 | 30 | 60 | 50 | 15.2 | 1 |
| 900313 | 1-3/4 | 45 | 1.378 | 2.953 | 35 | 75 | 50 | 15.2 | 1 |
| 900314 | 2 | 50 | 1.575 | 3.150 | 40 | 80 | 50 | 15.2 | 1 |
| 900315 | 2-1/2 | 64 | 1.772 | 4.134 | 45 | 105 | 50 | 15.2 | 1 |
| 900302 | 3 | 76 | 2.520 | 3.150 | 64 | 80 | 50 | 15.2 | 1 |

Nylon Expandable Sleeving



Specifications:

- Material: Nylon 6/6 Monofilament
- Flammability: UL94 V-2
- Color: Black

Features:

- Offers excellent abrasion resistance while maintaining a high degree of flexibility and durability
- Provides a smooth and slick surface that resists snags when dragged over a rough surface
- Cuts cleanly with a hot knife



| Item No. | Nominal Flat Width | | Expanded Range | | | | Roll Length | | Pack Qty |
|----------|--------------------|----|----------------|----------|----------|----------|-------------|------|----------|
| | in | mm | Min (in) | Max (in) | Min (mm) | Max (mm) | ft | m | |
| 900426 | 1/8 | 3 | 0.039 | 0.236 | 1 | 6 | 200 | 60.9 | 1 |
| 900427 | 1/4 | 6 | 0.118 | 0.354 | 3 | 9 | 200 | 60.9 | 1 |
| 900428 | 5/16 | 8 | 0.197 | 0.630 | 5 | 16 | 100 | 30.5 | 1 |
| 900429 | 3/8 | 10 | 0.276 | 0.748 | 7 | 19 | 100 | 30.5 | 1 |
| 900430 | 1/2 | 12 | 0.315 | 0.945 | 8 | 24 | 100 | 30.5 | 1 |
| 900431 | 5/8 | 16 | 0.394 | 1.063 | 10 | 27 | 100 | 30.5 | 1 |
| 900432 | 3/4 | 19 | 0.551 | 1.181 | 14 | 30 | 50 | 15.2 | 1 |
| 900433 | 1 | 25 | 0.709 | 1.378 | 18 | 35 | 50 | 15.2 | 1 |
| 900434 | 1-1/4 | 32 | 0.787 | 1.969 | 20 | 50 | 50 | 15.2 | 1 |
| 900435 | 1-1/2 | 38 | 1.181 | 2.362 | 30 | 60 | 50 | 15.2 | 1 |
| 900436 | 1-3/4 | 45 | 1.378 | 2.953 | 35 | 75 | 50 | 15.2 | 1 |
| 900483 | 2 | 50 | 1.575 | 3.150 | 40 | 80 | 50 | 15.2 | 1 |
| 900484 | 2-1/2 | 64 | 1.772 | 4.134 | 45 | 105 | 50 | 15.2 | 1 |
| 900485 | 3 | 76 | 2.520 | 4.724 | 64 | 120 | 50 | 15.2 | 1 |



BRAIDED SLEEVING

PPS UL94 V-0 Expandable Sleeve



Specifications:

- Material: Polyphenylene Sulfide
- Flammability: UL94 V-0
- Color: Black

Features:

- Used on flame retardant and high temperature cable assemblies and wire harness applications
- Lightweight sleeve that has chemical resistance, low wear, dimensional stability, and low moisture stability
- Cuts cleanly with a hot knife

| Item No. | Nominal Flat Width | | Expanded Range | | | | Roll Length | | Pack Qty |
|----------|--------------------|----|----------------|----------|----------|----------|-------------|------|----------|
| | in | mm | Min (in) | Max (in) | Min (mm) | Max (mm) | ft | m | |
| 900437 | 1/8 | 3 | 0.039 | 0.236 | 1 | 6 | 200 | 60.9 | 1 |
| 900438 | 1/4 | 6 | 0.118 | 0.354 | 3 | 9 | 200 | 60.9 | 1 |
| 900439 | 5/16 | 8 | 0.197 | 0.630 | 5 | 16 | 100 | 30.5 | 1 |
| 900440 | 3/8 | 10 | 0.276 | 0.748 | 7 | 19 | 100 | 30.5 | 1 |
| 900441 | 1/2 | 12 | 0.315 | 0.945 | 8 | 24 | 100 | 30.5 | 1 |
| 900442 | 5/8 | 16 | 0.394 | 1.063 | 10 | 27 | 100 | 30.5 | 1 |
| 900443 | 3/4 | 19 | 0.551 | 1.181 | 14 | 30 | 50 | 15.2 | 1 |
| 900444 | 1 | 25 | 0.709 | 1.378 | 18 | 35 | 50 | 15.2 | 1 |
| 900445 | 1-1/4 | 32 | 0.787 | 1.969 | 20 | 50 | 50 | 15.2 | 1 |
| 900446 | 1-1/2 | 38 | 1.181 | 2.362 | 30 | 60 | 50 | 15.2 | 1 |
| 900479 | 1-3/4 | 45 | 1.378 | 2.953 | 35 | 75 | 50 | 15.2 | 1 |
| 900449 | 2 | 50 | 1.575 | 3.150 | 40 | 80 | 50 | 15.2 | 1 |
| 900450 | 2-1/2 | 64 | 1.772 | 4.134 | 45 | 105 | 50 | 15.2 | 1 |
| 900451 | 3 | 76 | 2.520 | 4.724 | 64 | 120 | 50 | 15.2 | 1 |

PET Anti-Abrasion Sleeve



Specifications:

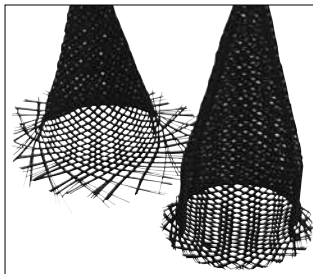
- Material: Polyethylene Terephthalate
- Flammability: VW-1
- Color: Black

Features:

- Has 300% more abrasion resistance than the standard polyester expandable sleeve
- Exceptional mechanical properties
- Cuts cleanly with a hot knife

| Item No. | Nominal Flat Width | | Expanded Range | | | | Roll Length | | Pack Qty |
|----------|--------------------|----|----------------|----------|----------|----------|-------------|------|----------|
| | in | mm | Min (in) | Max (in) | Min (mm) | Max (mm) | ft | m | |
| 900461 | 1/8 | 3 | 0.039 | 0.236 | 1 | 6 | 200 | 60.9 | 1 |
| 900462 | 1/4 | 6 | 0.118 | 0.354 | 3 | 9 | 200 | 60.9 | 1 |
| 900463 | 5/16 | 8 | 0.197 | 0.630 | 5 | 16 | 100 | 30.5 | 1 |
| 900464 | 3/8 | 10 | 0.276 | 0.748 | 7 | 19 | 100 | 30.5 | 1 |
| 900465 | 1/2 | 12 | 0.315 | 0.945 | 8 | 24 | 100 | 30.5 | 1 |
| 900466 | 5/8 | 16 | 0.394 | 1.063 | 10 | 27 | 100 | 30.5 | 1 |
| 900467 | 3/4 | 19 | 0.551 | 1.181 | 14 | 30 | 50 | 15.2 | 1 |
| 900468 | 1 | 25 | 0.709 | 1.378 | 18 | 35 | 50 | 15.2 | 1 |
| 900469 | 1-1/4 | 32 | 0.787 | 1.969 | 20 | 50 | 50 | 15.2 | 1 |
| 900470 | 1-1/2 | 38 | 1.181 | 2.362 | 30 | 60 | 50 | 15.2 | 1 |
| 900471 | 1-3/4 | 45 | 1.378 | 2.953 | 35 | 75 | 50 | 15.2 | 1 |
| 900472 | 2 | 50 | 1.575 | 3.150 | 40 | 80 | 50 | 15.2 | 1 |
| 900473 | 2-1/2 | 64 | 1.772 | 4.134 | 45 | 105 | 50 | 15.2 | 1 |
| 900474 | 3 | 76 | 2.520 | 4.724 | 64 | 120 | 50 | 15.2 | 1 |

Scissor Cut Sleeve



Specifications:

- Material: Polyester
- Flammability: VW-1
- Color: Black

Features:

- Can be cut with scissors and maintain a frayless end
- Perfect when used in the field where a hot knife is not available
- Excellent abrasion resistance

| Item No. | Approval | Nominal Size | | Expansion Range | | | | Roll Length | | Pack Qty |
|----------|----------|--------------|----|-----------------|--------|--------|--------|-------------|-------|----------|
| | | in | mm | Min in | Min mm | Max in | Max mm | ft | m | |
| 900289 | PS | 1/8 | 3 | 0.039 | 1 | 0.197 | 5 | 200 | 60.98 | 1 |
| 900290 | PS | 1/4 | 6 | 0.118 | 3 | 0.315 | 8 | 200 | 60.98 | 1 |
| 900291 | PS | 5/16 | 8 | 0.197 | 5 | 0.394 | 10 | 100 | 30.49 | 1 |
| 900292 | PS | 3/8 | 10 | 0.276 | 7 | 0.472 | 12 | 100 | 30.49 | 1 |
| 900293 | PS | 1/2 | 12 | 0.315 | 8 | 0.551 | 14 | 100 | 30.49 | 1 |
| 900294 | PS | 5/8 | 15 | 0.394 | 10 | 0.709 | 18 | 100 | 30.49 | 1 |
| 900295 | PS | 3/4 | 20 | 0.551 | 14 | 0.906 | 23 | 50 | 15.24 | 1 |
| 900296 | PS | 1 | 25 | 0.709 | 18 | 1.102 | 28 | 50 | 15.24 | 1 |
| 900297 | PS | 1-1/4 | 30 | 0.787 | 20 | 1.378 | 35 | 50 | 15.24 | 1 |
| 900298 | PS | 1-1/2 | 40 | 1.181 | 30 | 1.654 | 42 | 50 | 15.24 | 1 |
| 900299 | PS | 1-3/4 | 45 | 1.378 | 35 | 1.890 | 48 | 50 | 15.24 | 1 |
| 900300 | PS | 2 | 50 | 1.575 | 40 | 2.126 | 54 | 50 | 15.24 | 1 |
| 900301 | PS | 2-1/2 | 64 | 1.772 | 45 | 2.756 | 70 | 50 | 15.24 | 1 |
| 900302 | PS | 3 | 76 | 2.520 | 64 | 3.150 | 80 | 50 | 15.24 | 1 |



Thermal Protection Sleeve

Specifications:

- Material: Nomex™ Fiber
- Flammability: UL94 V-0
- Color: Natural

Features:

- Provides thermal protection and high abrasion resistance
- Soft feel and smooth appearance makes installation easy
- Cuts easily with standard scissors
- Operating Range: -320°F to 662°F (-196°C to 350°C)



| Item No. | Nominal Size | | Expansion Range | | Roll Length | | Pack Qty |
|----------|--------------|----|-----------------|-------|-------------|-------|----------|
| | in | mm | in | mm | ft | m | |
| 900365 | 0.118 | 3 | 0.039 | 0.157 | 100 | 30.48 | 1 |
| 900366 | 0.236 | 6 | 0.196 | 0.314 | 100 | 30.48 | 1 |
| 900367 | 0.314 | 8 | 0.236 | 0.393 | 100 | 30.48 | 1 |
| 900368 | 0.393 | 10 | 0.275 | 0.511 | 100 | 30.48 | 1 |
| 900369 | 0.472 | 12 | 0.314 | 0.629 | 100 | 30.48 | 1 |
| 900370 | 0.591 | 15 | 0.393 | 0.787 | 100 | 30.48 | 1 |
| 900371 | 0.787 | 20 | 0.551 | 1.023 | 100 | 30.48 | 1 |
| 900372 | 0.984 | 25 | 0.708 | 1.299 | 100 | 30.48 | 1 |
| 900373 | 1.181 | 30 | 0.787 | 1.535 | 100 | 30.48 | 1 |
| 900374 | 1.574 | 40 | 1.181 | 2.047 | 100 | 30.48 | 1 |
| 900375 | 1.968 | 50 | 1.574 | 2.559 | 100 | 30.48 | 1 |

Self Closing Wrap

Specifications:

- Material: Polyester Monofilament
- Flammability: DIN5510, VW-1
- Color: Black

Features:

- The self closing 25% overlap design allows easy access to the bundle inside
- Can be assembled over components after they have already been installed
- Excellent flame resistance, heat dispersion, and durable protection
- Installation tool to zip cables in available in most sizes
- Cuts cleanly with a hot knife



| Item No. | ID | | Ø Max Bundle | | Installation Tool Part Number | Roll Length | | Pack Qty |
|----------|-------|----|--------------|----|-------------------------------|-------------|------|----------|
| | in | mm | in | mm | | ft | m | |
| 900412 | 0.196 | 5 | 0.236 | 6 | 900475 | 100 | 30.5 | 1 |
| 900413 | 0.314 | 8 | 0.354 | 9 | 900475 | 100 | 30.5 | 1 |
| 900414 | 0.511 | 13 | 0.551 | 14 | 900476 | 100 | 30.5 | 1 |
| 900415 | 0.748 | 19 | 0.787 | 20 | 900478 | 100 | 30.5 | 1 |
| 900416 | 0.984 | 25 | 1.023 | 26 | 900478 | 100 | 30.5 | 1 |
| 900417 | 1.496 | 38 | 1.574 | 40 | — | 100 | 30.5 | 1 |

Self Closing Braided Wrap

Specifications:

- Material: Polyester
- Flammability: UL94 V-2
- Color: Black

Features:

- The self closing 25% overlap design allows easy access to the bundle inside
- Can be assembled over components after they have already been installed
- Lightweight and abrasion resistant
- Installation tool to zip cables in available in most sizes
- Cuts cleanly with a hot knife



| Item No. | ID | | Ø Max Bundle | | Installation Tool Part Number | Roll Length | | Pack Qty |
|----------|-------|----|--------------|----|-------------------------------|-------------|------|----------|
| | in | mm | in | mm | | ft | m | |
| 900452 | 0.236 | 6 | 0.275 | 7 | 900475 | 100 | 30.5 | 1 |
| 900453 | 0.354 | 9 | 0.393 | 10 | 900476 | 100 | 30.5 | 1 |
| 900454 | 0.511 | 13 | 0.551 | 14 | 900476 | 100 | 30.5 | 1 |
| 900455 | 0.629 | 16 | 0.669 | 17 | 900477 | 100 | 30.5 | 1 |
| 900456 | 0.748 | 19 | 0.787 | 20 | 900478 | 100 | 30.5 | 1 |
| 900457 | 0.984 | 25 | 1.023 | 26 | 900478 | 100 | 30.5 | 1 |
| 900458 | 1.259 | 32 | 1.299 | 33 | — | 50 | 15.2 | 1 |
| 900459 | 1.496 | 38 | 1.574 | 40 | — | 50 | 15.2 | 1 |
| 900460 | 1.968 | 50 | 2.047 | 52 | — | 50 | 15.2 | 1 |



HOSE OR CABLE WRAP SLEEVES

Hook and Loop Braided Cable or Hose Wrap



Specifications:

- Material: Polyester and Nylon
- Flammability: VW-1
- Color: Black

Features:

- Easily opened and closed
- Can be easily installed over connectors, fittings, splices, cables and hoses
- Breakouts can be made by bringing cables out through hook and loop
- Open weave design easily conforms to many irregular shapes

| Item No. | Nominal Size | | Max Bundle Dia. | | Hook & Loop Width | | Roll Length | | Pack Qty |
|----------|--------------|----|-----------------|----|-------------------|----|-------------|----|----------|
| | in | mm | in | mm | in | mm | ft | m | |
| 900360 | 0.512 | 13 | 0.315 | 8 | 0.394 | 10 | 164 | 50 | 1 |
| 900361 | 0.748 | 19 | 0.472 | 12 | 0.394 | 10 | 164 | 50 | 1 |
| 900362 | 1.260 | 32 | 0.787 | 20 | 0.787 | 20 | 164 | 50 | 1 |
| 900363 | 2.008 | 51 | 1.260 | 32 | 0.787 | 20 | 164 | 50 | 1 |
| 900364 | 2.520 | 64 | 1.575 | 40 | 0.787 | 20 | 164 | 50 | 1 |

Quick Assemble Hook and Loop Cable or Hose Sleeve



Specifications:

- Material: Polyester with Hook and Loop
- Flammability: VW-1
- Color: Black

Features:

- Non-expanable sleeve is easily opened and closed
- Lightweight, high strength, excellent flame and abrasion resistance
- Can be easily installed over connectors, fittings, splices, cables and hoses
- Breakouts can be made by bringing cables out through hook and loop

| Item No. | ID | | Spread Width | | Roll Length | | Pack Qty |
|----------|-------|----|--------------|-----|-------------|----|----------|
| | in | mm | in | mm | ft | m | |
| 900328 | 0.787 | 20 | 3.149 | 80 | 82 | 25 | 1 |
| 900329 | 0.984 | 25 | 3.740 | 95 | 82 | 25 | 1 |
| 900330 | 1.181 | 30 | 4.527 | 115 | 82 | 25 | 1 |
| 900331 | 1.377 | 35 | 5.118 | 130 | 82 | 25 | 1 |
| 900332 | 1.574 | 40 | 5.748 | 146 | 82 | 25 | 1 |
| 900333 | 1.771 | 45 | 6.377 | 162 | 82 | 25 | 1 |
| 900334 | 1.968 | 50 | 7.007 | 178 | 82 | 25 | 1 |

Hose & Cable Protection Sleeve



Specifications:

- Material: Polyester
- Color: Black

Features:

- Most economical MSHA approved sleeve protection option
- Lightweight but high strength and abrasion resistant
- Protects people, environment and machinery against hydraulic hose ruptures

| Item No. | Flattened Width | | Round ID | | Roll Length | | Pack Qty |
|----------|-----------------|-----|----------|-----|-------------|------|----------|
| | in | mm | in | mm | ft | m | |
| 900359 | 0.787 | 20 | 0.472 | 12 | 100 | 30.5 | 1 |
| 900344 | 0.984 | 25 | 0.591 | 15 | 100 | 30.5 | 1 |
| 900345 | 1.181 | 30 | 0.748 | 19 | 100 | 30.5 | 1 |
| 900346 | 1.378 | 35 | 0.866 | 22 | 100 | 30.5 | 1 |
| 900347 | 1.575 | 40 | 0.984 | 25 | 100 | 30.5 | 1 |
| 900348 | 1.772 | 45 | 1.102 | 28 | 100 | 30.5 | 1 |
| 900349 | 1.969 | 50 | 1.220 | 31 | 100 | 30.5 | 1 |
| 900350 | 2.362 | 60 | 1.496 | 38 | 100 | 30.5 | 1 |
| 900351 | 2.756 | 70 | 1.732 | 44 | 100 | 30.5 | 1 |
| 900352 | 3.150 | 80 | 1.969 | 50 | 100 | 30.5 | 1 |
| 900353 | 3.543 | 90 | 2.244 | 57 | 100 | 30.5 | 1 |
| 900354 | 3.937 | 100 | 2.362 | 60 | 100 | 30.5 | 1 |
| 900355 | 4.528 | 115 | 2.756 | 70 | 50 | 15.2 | 1 |
| 900356 | 5.709 | 145 | 3.543 | 90 | 50 | 15.2 | 1 |
| 900357 | 6.929 | 176 | 4.331 | 110 | 50 | 15.2 | 1 |
| 900358 | 7.874 | 200 | 4.921 | 125 | 50 | 15.2 | 1 |

HOSE OR CABLE WRAP SLEEVES



Heatshrink Braided Sleeve

Specifications:

- Material: Polyester and Polyolefin
- Color: Black
- Shrink Ratio: 2:1
- Minimum Shrink Temperature: 176° F (80° C)
- Minimum Full Recovery Temperature: 248° F (120° C)

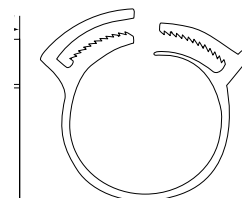
Features:

- Braided sleeving will shrink when exposed to a heat source
- Unique woven construction is extremely flexible and easy to install on hoses with irregular shapes
- Provides excellent abrasion resistance and noise reduction



| Item No. | Nominal Size | | As Supplied ID | | After Recovery ID | | Roll Length | | Pack Qty |
|----------|--------------|----|----------------|----|-------------------|------|-------------|------|----------|
| | in | mm | in | mm | in | mm | ft | m | |
| 900317 | 3/8 | 10 | 0.393 | 10 | 0.196 | 5.0 | 100 | 30.5 | 1 |
| 900318 | 1/2 | 12 | 0.472 | 12 | 0.236 | 6.0 | 100 | 30.5 | 1 |
| 900319 | 3/4 | 20 | 0.787 | 20 | 0.393 | 10.0 | 100 | 30.5 | 1 |
| 900320 | 1 | 25 | 0.984 | 25 | 0.492 | 12.5 | 100 | 30.5 | 1 |
| 900321 | 1-1/4 | 30 | 1.181 | 30 | 0.59 | 15.0 | 100 | 30.5 | 1 |
| 900322 | 1-3/8 | 34 | 1.338 | 34 | 0.669 | 17.0 | 100 | 30.5 | 1 |
| 900323 | 1-1/2 | 40 | 1.574 | 40 | 0.787 | 20.0 | 100 | 30.5 | 1 |
| 900324 | 2 | 50 | 1.968 | 50 | 0.984 | 25.0 | 100 | 30.5 | 1 |
| 900325 | 2-3/8 | 60 | 2.362 | 60 | 1.181 | 30.0 | 100 | 30.5 | 1 |
| 900326 | 2-3/4 | 70 | 2.755 | 70 | 1.377 | 35.0 | 100 | 30.5 | 1 |
| 900327 | 3-1/8 | 80 | 3.149 | 80 | 1.574 | 40.0 | 100 | 30.5 | 1 |

THC & SHC Series Quick Assemble Hose Clamps



Specifications:

- Material: THC Series - UL94V-2 Nylon 6/6
SHC Series - UL94 HB Nylon 6/6
- Color: THC Series: Black
SHC Series: White

Features:

- Quick and easy assembly or removal
- Adjustable locking range to fit various diameters
- Excellent for securing the ends of textile covers to the hose assembly

| Item No. | Bundle Range | | W | |
|----------|---------------|-------------|-------|-----|
| | In | mm | In | mm |
| THC1A | 0.260 - 0.315 | 6.6 - 8.0 | 0.197 | 5.0 |
| THC2A | 0.315 - 0.362 | 8.0 - 9.2 | 0.197 | 5.0 |
| SHC-23 | 0.359 - 0.390 | 9.1 - 9.9 | 0.220 | 5.6 |
| THC3A | 0.362 - 0.413 | 9.2 - 10.5 | 0.197 | 5.0 |
| SHC-26 | 0.390 - 0.468 | 9.9 - 11.9 | 0.220 | 5.6 |
| THC4A | 0.413 - 0.472 | 10.5 - 12.0 | 0.236 | 6.0 |
| SHC-30 | 0.468 - 0.531 | 11.9 - 13.5 | 0.220 | 5.6 |
| THC6A | 0.504 - 0.591 | 12.8 - 15.0 | 0.276 | 7.0 |
| SHC-32 | 0.531 - 0.593 | 13.5 - 15.1 | 0.220 | 5.6 |
| THC7A | 0.591 - 0.677 | 15.0 - 17.2 | 0.276 | 7.0 |
| SHC-38 | 0.593 - 0.674 | 15.1 - 16.7 | 0.220 | 5.6 |
| THC8A | 0.670 - 0.728 | 17.0 - 18.5 | 0.276 | 7.0 |
| SHC-44 | 0.687 - 0.812 | 17.5 - 20.6 | 0.220 | 5.6 |
| THC9A | 0.717 - 0.807 | 18.2 - 20.5 | 0.276 | 7.0 |
| SHC-50 | 0.750 - 0.875 | 19.1 - 22.2 | 0.220 | 5.6 |
| THC10A | 0.807 - 0.906 | 20.5 - 23.0 | 0.276 | 7.0 |
| THC11A | 0.866 - 0.984 | 22.0 - 25.0 | 0.276 | 7.0 |
| SHC-56 | 0.875 - 1.000 | 22.2 - 25.4 | 0.220 | 5.6 |
| SHC-62 | 0.953 - 1.093 | 24.2 - 27.8 | 0.310 | 7.9 |
| THC12A | 0.984 - 1.102 | 25.0 - 28.0 | 0.276 | 7.0 |

| Item No. | Bundle Range | | W | |
|----------|---------------|-------------|-------|------|
| | In | mm | In | mm |
| THC13A | 1.063 - 1.181 | 27.0 - 30.0 | 0.295 | 7.5 |
| SHC-68 | 1.093 - 1.187 | 26.2 - 30.2 | 0.310 | 7.9 |
| THC14A | 1.161 - 1.280 | 29.5 - 32.5 | 0.295 | 7.5 |
| THC15A | 1.280 - 1.398 | 32.5 - 35.5 | 0.315 | 8.00 |
| SHC-80 | 1.250 - 1.437 | 31.8 - 36.5 | 0.310 | 7.9 |
| THC16A | 1.378 - 1.516 | 35.0 - 38.5 | 0.315 | 8.0 |
| SHC-92 | 1.406 - 1.625 | 35.7 - 41.3 | 0.360 | 9.1 |
| THC17A | 1.496 - 1.634 | 38.0 - 41.5 | 0.315 | 8.0 |
| THC18A | 1.614 - 1.752 | 41.0 - 44.5 | 0.315 | 8.0 |
| THC19A | 1.732 - 1.870 | 44.0 - 47.5 | 0.315 | 8.0 |
| THC20A | 1.850 - 1.988 | 47.0 - 50.5 | 0.315 | 8.0 |
| THC21A | 1.969 - 2.106 | 50.0 - 53.5 | 0.315 | 8.0 |
| THC22A | 2.087 - 2.244 | 53.0 - 57.0 | 0.315 | 8.0 |
| SHC-134 | 2.125 - 2.375 | 54.0 - 60.3 | 0.400 | 10.2 |
| THC23A | 2.224 - 2.382 | 56.5 - 60.5 | 0.315 | 8.0 |
| THC24A | 2.362 - 2.559 | 60.0 - 65.0 | 0.315 | 8.0 |
| THC25A | 2.598 - 2.756 | 66.0 - 70.0 | 0.315 | 8.0 |
| THC26A | 2.756 - 2.953 | 70.0 - 75.0 | 0.315 | 8.0 |
| THC27A | 2.992 - 3.150 | 76.0 - 80.0 | 0.315 | 8.0 |
| THC28A | 3.150 - 3.346 | 80.0 - 85.0 | 0.315 | 8.0 |



HEAT SHRINK TUBING


HST Series 2:1 Heat Shrink Tubing

Specifications:

- Material: Crosslinked Polyolefin
- Color: See Table
- Operating Temperature: -67°F to 257°F (-55°C to 125°C)
- Minimum Shrink Temperature: 158°F (70°C)
- Minimum Full Recovery Temperature: 212°F (100°C)
- Shrink Ratio: 2:1

Features:

- UL Approval: 125°C VW-1 600V File No. E204071
- RoHS Compliant
- Widely used in the communication, electronics and automotive fields
- Excellent electrical and physical properties
- Provided in standard roll lengths
- Flame retardant
- Highly flexible
- Comes in a variety of colors to color code wires, cables, terminals and components
- Provided in mini or standard roll lengths



| Item No. | As Supplied | | | | After Recovery | | | | Roll Length | | Pack Qty | | |
|----------|-------------|--------|--------|--------|----------------|--------|--------------------|--------|-------------|--------------------|----------|-----|---|
| | Black | Red | Blue | White | ID Min | ID Max | Wall Thickness Min | ID Min | ID Max | Wall Thickness Min | | ft | m |
| 495686 | 495709 | 495755 | 495824 | 3/64 | 0.047 | 1.20 | 0.024 | 0.60 | 0.013 | 0.33 | 492 | 150 | 1 |
| 495687 | — | 495756 | — | 1/16 | 0.063 | 1.60 | 0.031 | 0.80 | 0.014 | 0.36 | 492 | 150 | 1 |
| 495688 | — | 495757 | 495826 | 3/32 | 0.094 | 2.40 | 0.047 | 1.20 | 0.017 | 0.44 | 492 | 150 | 1 |
| 495689 | 495712 | 495758 | 495827 | 1/8 | 0.126 | 3.20 | 0.063 | 1.60 | 0.017 | 0.44 | 492 | 150 | 1 |
| 495690 | 495713 | 495759 | 495828 | 3/16 | 0.189 | 4.80 | 0.094 | 2.40 | 0.020 | 0.51 | 246 | 75 | 1 |
| 495691 | 495714 | 495760 | 495829 | 1/4 | 0.252 | 6.40 | 0.126 | 3.20 | 0.022 | 0.56 | 246 | 75 | 1 |
| 495692 | 495715 | 495761 | 495830 | 3/8 | 0.374 | 9.50 | 0.189 | 4.80 | 0.022 | 0.56 | 246 | 75 | 1 |
| 495693 | 495716 | 495762 | 495831 | 1/2 | 0.500 | 12.70 | 0.252 | 6.40 | 0.026 | 0.65 | 164 | 50 | 1 |
| 495694 | 495717 | — | 495832 | 5/8 | 0.630 | 16.00 | 0.315 | 8.00 | 0.027 | 0.69 | 164 | 50 | 1 |
| 495695 | 495718 | 495764 | 495833 | 3/4 | 0.748 | 19.00 | 0.374 | 9.50 | 0.031 | 0.80 | 98.4 | 30 | 1 |
| HST022A | — | — | — | 15/16 | 0.913 | 23.20 | 0.433 | 11.00 | 0.030 | 0.80 | 164 | 50 | 1 |
| 495696 | 495719 | 495765 | 495834 | 1 | 1.000 | 25.40 | 0.500 | 12.70 | 0.035 | 0.90 | 98.4 | 30 | 1 |
| 495697 | 495720 | 495766 | 495835 | 1-1/4 | 1.260 | 32.00 | 0.630 | 16.00 | 0.040 | 1.02 | 98.4 | 30 | 1 |
| 495698 | 495721 | 495767 | — | 1-1/2 | 1.500 | 38.10 | 0.748 | 19.00 | 0.040 | 1.02 | 98.4 | 30 | 1 |
| HST028A | — | — | — | 2-3/32 | 2.087 | 53.00 | 0.984 | 25.00 | 0.039 | 1.00 | 164 | 50 | 1 |

HST CLEAR Series 2:1 Clear Heat Shrink Tubing

Specifications:

- Material: Crosslinked Polyolefin
- Color: Clear (100% Transparent)
- Operating Temperature: -67° F to 221° F (-55° C to 105° C)
- Minimum Shrink Temperature: 158°F (70°C)
- Minimum Full Recovery Temperature: 203°F (95°C)
- Shrink Ratio: 2:1

Features:

- RoHS Compliant
- Used in the appliance, automotive and on consumer goods applications
- Commercial grade for general applications where flame-retardancy is not required
- Excellent electrical and physical properties
- Provided in standard roll lengths



| Item No. | Size (in) | As Supplied | | After Recovery | | | | Roll Length | | Pack Qty |
|----------|-----------|-------------|--------|----------------|--------|--------------------|------|-------------|-----|----------|
| | | ID Min | ID Max | ID Min | ID Max | Wall Thickness Min | ft | m | | |
| 495883 | 3/64 | 0.047 | 1.20 | 0.024 | 0.60 | 0.013 | 0.33 | 492 | 150 | 1 |
| 495884 | 1/16 | 0.063 | 1.60 | 0.031 | 0.80 | 0.014 | 0.36 | 492 | 150 | 1 |
| 495885 | 3/32 | 0.094 | 2.40 | 0.047 | 1.20 | 0.017 | 0.44 | 492 | 150 | 1 |
| 495886 | 1/8 | 0.126 | 3.20 | 0.063 | 1.60 | 0.017 | 0.44 | 492 | 150 | 1 |
| 495887 | 3/16 | 0.189 | 4.80 | 0.094 | 2.40 | 0.022 | 0.56 | 246 | 75 | 1 |
| 495888 | 1/4 | 0.252 | 6.40 | 0.126 | 3.20 | 0.022 | 0.56 | 246 | 75 | 1 |
| 495889 | 3/8 | 0.374 | 9.50 | 0.189 | 4.80 | 0.022 | 0.56 | 246 | 75 | 1 |
| 495890 | 1/2 | 0.500 | 12.7 | 0.252 | 6.40 | 0.026 | 0.65 | 164 | 50 | 1 |
| 495891 | 5/8 | 0.630 | 16.0 | 0.315 | 8.00 | 0.027 | 0.69 | 164 | 50 | 1 |
| 495892 | 3/4 | 0.748 | 19.0 | 0.374 | 9.50 | 0.031 | 0.80 | 98.4 | 30 | 1 |
| 495893 | 1 | 1.000 | 25.4 | 0.500 | 12.7 | 0.035 | 0.90 | 98.4 | 30 | 1 |
| 495894 | 1-1/4 | 1.260 | 32.0 | 0.630 | 16.0 | 0.039 | 1.00 | 98.4 | 30 | 1 |
| 495895 | 1-1/2 | 1.500 | 38.1 | 0.748 | 19.0 | 0.039 | 1.00 | 98.4 | 30 | 1 |

HEAT SHRINK TUBING



HST YG Series 2:1 Yellow & Green Striped Heat Shrink Tubing

Specifications:

- Material: Crosslinked Polyolefin
- Color: Yellow and Green Striped
- Operating Temperature: -67° F to 275° F (-55° C to 135° C)
- Minimum Shrink Temperature: 158° F (70° C)
- Minimum Full Recovery Temperature: 212° F (100° C)

Features:

- UL Approval: 125°C VW-1 600V File No. E204071
- RoHS Compliant
- Outstanding physical, chemical and electrical properties
- Easy to install and makes identifying ground conductors easier
- Highly flame retardant and UV resistant



| Item No. | Size (in) | As Supplied | | After Recovery | | | Roll Length | | Pack Qty | |
|----------|-----------|-------------|--------|--------------------|------|-------|-------------|------|----------|---|
| | | ID Min | ID Max | Wall Thickness Min | ft | m | | | | |
| 495896 | 1/16 | 0.063 | 1.60 | 0.031 | 0.80 | 0.020 | 0.51 | 492 | 150 | 1 |
| 495898 | 1/8 | 0.126 | 3.20 | 0.063 | 1.60 | 0.022 | 0.55 | 492 | 150 | 1 |
| 495900 | 1/4 | 0.252 | 6.40 | 0.126 | 3.20 | 0.026 | 0.65 | 246 | 75 | 1 |
| 495901 | 3/8 | 0.374 | 9.50 | 0.189 | 4.80 | 0.030 | 0.75 | 246 | 75 | 1 |
| 495902 | 1/2 | 0.500 | 12.7 | 0.252 | 6.40 | 0.030 | 0.75 | 164 | 50 | 1 |
| 495903 | 3/4 | 0.748 | 19.0 | 0.374 | 9.50 | 0.033 | 0.85 | 98.4 | 30 | 1 |
| 495904 | 1 | 1.000 | 25.4 | 0.500 | 12.7 | 0.039 | 1.00 | 98.4 | 30 | 1 |
| 495905 | 1-1/2 | 1.500 | 38.1 | 0.748 | 19.0 | 0.045 | 1.15 | 98.4 | 30 | 1 |

HST 3:1 Series 3:1 Heat Shrink Tubing

Specifications:

- Material: Crosslinked Polyolefin
- Color: See Table
- Operating Temperature: -67° F to 257° F (-55° C to 125° C)
- Minimum Shrink Temperature: 158° F (70° C)
- Minimum Full Recovery Temperature: 212° F (100° C)

Features:

- UL Approval: 125°C VW-1 600V File No. E204071
- RoHS Compliant
- Widely used for electrical insulation
- Flame retardant and highly flexible
- Protects in line components, disconnect terminals and splices
- Variety of colors to code wires, cables, terminals and components



| Item No. | As Supplied | | | | After Recovery | | | Roll Length | | Pack Qty | | | | |
|----------|-------------|--------|--------|-------|----------------|--------|--------|--------------------|------|----------|------|------|-----|---|
| | Black | Red | Blue | White | Size | ID Min | ID Max | Wall Thickness Min | ft | | m | | | |
| 495906 | — | — | — | — | 1/16 | 0.059 | 1.50 | 0.020 | 0.50 | 0.018 | 0.45 | 492 | 150 | 1 |
| 495907 | 495916 | 495934 | 495961 | — | 1/8 | 0.118 | 3.00 | 0.039 | 1.00 | 0.022 | 0.55 | 492 | 150 | 1 |
| 495908 | 495917 | 495935 | — | — | 3/16 | 0.177 | 4.50 | 0.059 | 1.50 | 0.024 | 0.60 | 246 | 75 | 1 |
| 495909 | 495918 | 495936 | 495963 | — | 1/4 | 0.236 | 6.00 | 0.079 | 2.00 | 0.026 | 0.65 | 246 | 75 | 1 |
| 495910 | 495919 | 495937 | 495964 | — | 3/8 | 0.354 | 9.00 | 0.118 | 3.00 | 0.030 | 0.75 | 246 | 75 | 1 |
| 495911 | 495920 | 495938 | 495965 | — | 1/2 | 0.472 | 12.0 | 0.157 | 4.00 | 0.031 | 0.80 | 164 | 50 | 1 |
| 495912 | — | 495939 | 495966 | — | 3/4 | 0.709 | 18.0 | 0.236 | 6.00 | 0.035 | 0.90 | 98.4 | 30 | 1 |
| 495913 | 495922 | 495940 | — | — | 1 | 0.945 | 24.0 | 0.315 | 8.00 | 0.043 | 1.10 | 98.4 | 30 | 1 |
| 495914 | 495923 | 495941 | — | — | 1-1/2 | 1.535 | 39.0 | 0.512 | 13.0 | 0.049 | 1.25 | 98.4 | 30 | 1 |

HST ADHESIVE Series 3:1 Adhesive Lined Heat Shrink Tubing

Specifications:

- Material: Crosslinked Adhesive Lined Polyolefin
- Color: See Table
- Operating Temperature: -67° F to 257° F (-55° C to 125° C)
- Minimum Shrink Temperature: 176° F (80° C)
- Minimum Full Recovery Temperature: 230° F (110° C)
- Shrink Ratio: 3:1



Features:

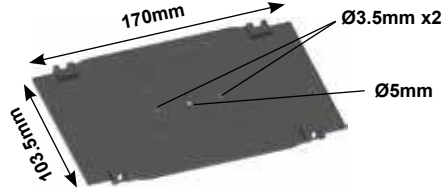
- UL Approval: 125°C VW-1 600V File No. E204071
- RoHS Compliant
- UV Resistant and flame retardant (with the exception of clear)
- Provides insulation and sealing on applications like wire splices and harnesses
- Comes in a variety of colors to code wires, cables, terminals and components
- Provided in standard roll lengths and pre-cut length in packs

| Item No. | As Supplied | | | | After Recovery | | | Roll Length | | Pack Qty | | | | | |
|----------|-------------|--------|--------|--------|----------------|-------|--------|-------------|--------------------|----------|-------|------|------|-----|---|
| | Black | Clear | Red | Blue | White | Size | ID Min | ID Max | Wall Thickness Min | | ft | m | | | |
| 495987 | 496011 | 496003 | — | 496083 | — | 1/8 | 0.118 | 3.00 | 0.039 | 1.00 | 0.039 | 1.00 | 492 | 150 | 1 |
| 495988 | — | 496004 | 496036 | 496084 | — | 3/16 | 0.189 | 4.80 | 0.059 | 1.50 | 0.039 | 1.00 | 246 | 75 | 1 |
| 495989 | 496013 | 496005 | 496037 | 496085 | — | 1/4 | 0.236 | 6.00 | 0.079 | 2.00 | 0.039 | 1.00 | 246 | 75 | 1 |
| 495990 | 496014 | 496006 | 496038 | 496086 | — | 3/8 | 0.354 | 9.00 | 0.118 | 3.00 | 0.055 | 1.40 | 164 | 50 | 1 |
| 495991 | 496015 | 496007 | 496039 | 496087 | — | 1/2 | 0.472 | 12.00 | 0.157 | 4.00 | 0.063 | 1.60 | 98.4 | 30 | 1 |
| 495992 | 496016 | 496008 | — | 496088 | — | 3/4 | 0.748 | 19.00 | 0.236 | 6.00 | 0.085 | 2.15 | 98.4 | 30 | 1 |
| 495993 | 496017 | 496009 | — | 496089 | — | 1 | 0.945 | 24.00 | 0.315 | 8.00 | 0.094 | 2.40 | 98.4 | 30 | 1 |
| 495994 | 496018 | 496010 | — | — | — | 1-1/2 | 1.575 | 40.00 | 0.512 | 13.0 | 0.094 | 2.40 | 98.4 | 30 | 1 |



FIBER SPLICE ACCESSORIES

OFST Series Fiber Splice Tray System



OFST-1-L Splice Tray Lid



OFST-1-P
Splice Tray with Basic Storage
Facility



OFST-1-M
Splice Tray with Radius Control
and Fiber Storage Elements

Specifications:

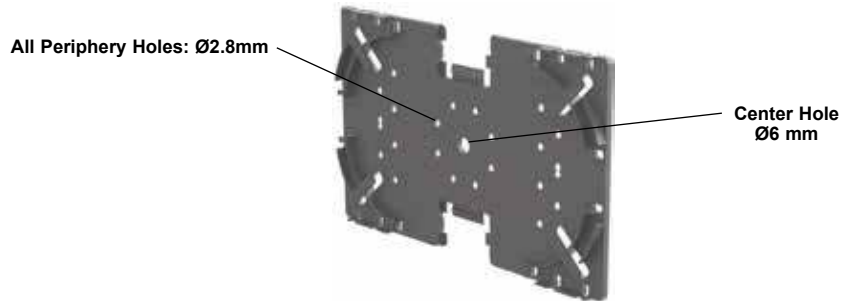
- Color: See Table

Features:

- Lid, trays, and hinges are sold separately or in a kit: OFST-A-P-1
- Stackable to any number of trays
- Inter-tray fiber routing possible through slots along one of the long sides of the tray
- Color coded hinges indicate side of tray to open from. Part numbers are OFSTH-1-RED and OFSTH-1-GRN.
- Can be used with OFSH splice holders, OFSP splice protectors and OFBLT bend limiting tubing
- Three mounting holes go through the lid and trays

| Item No. | Color | Description | Bulk Pack Qty |
|-------------|-------|--|---------------|
| OFST-1-L | Black | Splice Tray Lid | 10 |
| OFST-1-M | Black | Splice Tray Managed with Radius Control & Dark Fiber Storage | 10 |
| OFST-1-P | Black | Splice Tray Plain with Basic Storage Facility | 10 |
| OFST-A-P-1 | Black | 1 x OFST-1-L, 1 x OFST-1-P, 2 x OFSTH-1-RED, 2 x OFSTH-1-GRN | 10 |
| OFSTH-1-GRN | Green | OF Splice Tray Hinge | 20 |
| OFSTH-1-RED | Red | OF Splice Tray Hinge | 20 |

EFA04-25-001 Series Splice Tray



Specifications:

- Material: UL94 V-0 Nylon 6
- Color: Black

Features:

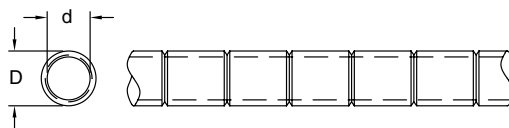
- Molded-in features maintain bend radius at 30mm
- Accepts Fiber Clips EFA04-61, 63 and 64-001
- Accepts 16-way Fiber Clip EFA04-06 and 08-001 broken into a 4-way segment for holding splicing components

| Item No. | L x W | | Thickness | | Bulk Pack Qty |
|--------------|---------------|--------------|-----------|-----|---------------|
| | in | mm | in | mm | |
| EFA04-25-001 | 5.197 x 3.228 | 132.0 x 82.0 | 0.260 | 6.6 | 50 |

FIBER BEND LIMITING TUBING



OFBLT Series Optical Fiber Bend Limiting Tubing



Specifications:

- Material: See Table
- Color: See Table

Features:

- Optical Fiber Bend-Limiting Tubing offers the ultimate protection to fibers, eliminating problems such as crushing, kinking, and micro-bending, while supplying a self-managing solution for routing of fiber
- Provides superior crush protection against micro fiber bends over conventional corrugated tubing
- Limits the bend in a fiber by controlling radius to a minimum of 30mm
- Has a smooth inner bore for ease of use and elimination of micro-bending
- Suitable for blown fiber applications over short distance and for curbside FTTH/FTTB applications

| Item No. | | Style | D | | d | | Bulk Pack Qty | Pack Qty |
|---------------------|--------------------|-----------|-------|------|-------|-----|---------------|----------|
| White Polypropylene | Black UL94 V-0 PBT | | in | mm | in | mm | | |
| OFBLT-3-1-05-PP | OFBLT-31-05V0 | Standard | 0.195 | 4.95 | 0.122 | 3.1 | 100 Meters | 1 |
| OFBLT-42-635PP | OFBLT-42-635V0 | Standard | 0.250 | 6.35 | 0.165 | 4.1 | 100 Meters | 1 |
| OFBLTP-42-635PP | OFBLTP-42-635V0 | Pull-Cord | 0.250 | 6.35 | 0.165 | 4.1 | 100 Meters | 1 |

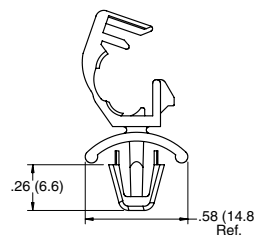
OFBLT-C Series OFBLT Tubing Clip

Specifications:

- Material: See Table
- Color: Natural

Features:

- Holds the 5mm OFBLT tube (see above) or up to a 4.3mm rod
- Clamp is releasable for repairs



| Item No. | | Ø Max Bundle | | Ø Mounting Hole | | Panel Thickness | | Bulk Pack Qty |
|--------------------|--------------------|--------------|-----|-----------------|-----|-----------------|-----------|---------------|
| UL94 V-2 Nylon 6/6 | UL94 V-0 Nylon 6/6 | in | mm | in | mm | in | mm | |
| OFBLT-C1-5-01 | OFBLT-C1-5-19 | 0.17 | 4.3 | 0.25 | 6.4 | 0.031 - 0.078 | 0.8 - 2.0 | 1000 |

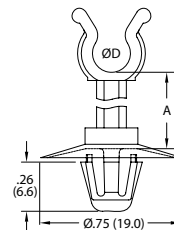
TPCE Series Tube Clip

Specifications:

- Material: See Table
- Color: Natural

Features:

- Holds a 5mm diameter tube or pipe
- Excellent for above board routing requirements
- Cupped base provides stability and covers the entire hole



| Item No. | | A | | Ø D Max Bundle | | Ø Mounting Hole | | Panel Thickness | | Bulk Pack Qty |
|--------------------|--------------------|-------|------|----------------|-----|-----------------|-----|-----------------|-----------|---------------|
| UL94 V-2 Nylon 6/6 | UL94 V-0 Nylon 6/6 | in | mm | in | mm | in | mm | in | mm | |
| TPCE5-51-4M-01 | TPCE5-51-4M-19 | 0.157 | 4.0 | 0.200 | 5.1 | 0.256 | 6.5 | 0.031 - 0.063 | 0.8 - 1.6 | 1000 |
| TPCE5-51-6M-01 | TPCE5-51-6M-19 | 0.236 | 6.0 | 0.200 | 5.1 | 0.256 | 6.5 | 0.031 - 0.063 | 0.8 - 1.6 | 1000 |
| TPCE5-51-8M-01 | TPCE5-51-8M-19 | 0.315 | 8.0 | 0.200 | 5.1 | 0.256 | 6.5 | 0.031 - 0.063 | 0.8 - 1.6 | 1000 |
| TPCE5-51-10M-01 | TPCE5-51-10M-19 | 0.394 | 10.0 | 0.200 | 5.1 | 0.256 | 6.5 | 0.031 - 0.063 | 0.8 - 1.6 | 1000 |

OFTGSP Series OFBLT Tubing Saddle

Specifications:

- Material: UL94 V-0 Nylon 6/6
- Color: Natural

Features:

- Holds the 5mm OFBLT (see above)
- The saddle is placed over the tubing and closed down to engage on the external grooves of the tube
- Secure attachment is completed by pressing the retaining feet through the location holes
- OFTGSP-2 has two sets of mounting prongs requiring two holes

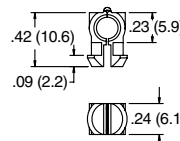


Figure 1

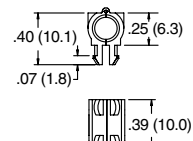


Figure 2



Recommended Mounting Hole



Recommended Mounting Holes

| Item No. | Figure | Ø Mounting Hole | | Panel Thickness | | Bulk Pack Qty |
|----------------|--------|-----------------|-----|-----------------|-----|---------------|
| | | in | mm | in | mm | |
| OFTGSP-1-05-19 | 1 | 0.250 | 6.4 | 0.095 | 2.4 | 100 |
| OFTGSP-2-05-19 | 2 | 0.197 | 5.0 | 0.071 | 1.8 | 100 |



FIBER BEND LIMITING TUBING & SPLICE HOLDERS

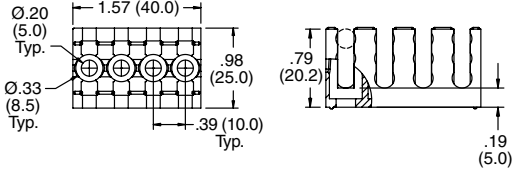
OFSMB - OFBLT Series Slotted Multi Bracket

Specifications:

- Material: UL94 V-0 Glass-Filled Nylon
- Color: Black

Features:

- For use with 5mm OFBLT Tubing
- Mounts with #10 (M5) screws
- Optical Fiber Slotted Multi-Brackets are for use at distribution points where orderly fiber management, protection and strain relief is required
- An additional security feature allows fitting of a cable tie around OFSMBs which prevents removal of any retained tubes
- OFBLT retention: >70N
- Holds a maximum of 12 tubes



| Item No. | Bulk Pack Qty |
|----------------|---------------|
| OFSMB-4-05GFBK | 10 |

OFSH-T Series Splice Holder

Specifications:

- Material: See Table
- Color: Black

Features:

- OFSH-T-6 holds up to 6 x 3mm fiber or components
- OFSH-T-12 holds up to 12 crimp splice protectors
- Splice Holders can be used with OFST Series Splice Trays

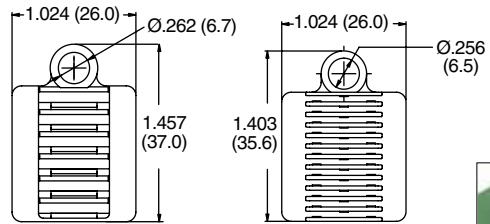


Figure 1

Figure 2



| Item No. | Figure | Material | Ø Component | | No. of Slots | Bulk Pack Qty |
|-----------------|--------|------------------------|---------------|-----------|--------------|---------------|
| | | | in | mm | | |
| OFSH-T-6-GFBLK | 1 | Glass-Filled Nylon 6/6 | 0.118 | 3.0 | 6 | 100 |
| OFSH-T-12-01BLK | 2 | Nylon 6/6 | 0.039 - 0.047 | 1.0 - 1.2 | 6 | 100 |
| OFSH-T-12-19BLK | 2 | Nylon 6/6 | 0.039 - 0.047 | 1.0 - 1.2 | 12 | 100 |

OFSH2 Series Splice Holder

Specifications:

- Material: UL94 V-0 Nylon 6/6
- Color: Black

Features:

- Holds up to 24 components/splice protectors
- Flexible wings grip components up to .06 (1.6) in diameter
- Low profile to save space
- Two styles: one for mounting with an adhesive pad and one for mounting with a #4 or M3 screw
- Each slot holds up to two components

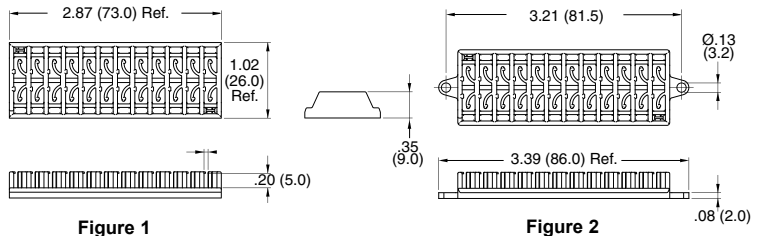


Figure 1

Figure 2

| Item No. | Mounting Method | Ø Component | | Figure | Bulk Pack Qty |
|------------|-----------------|-------------|-----------|--------|---------------|
| | | In | mm | | |
| OFSH2-24-1 | Adhesive | Up to 0.060 | Up to 1.6 | 1 | 50 |
| OFSH2-24-2 | No Adhesive | Up to 0.060 | Up to 1.6 | 1 | 50 |
| OFSH2-24-3 | #4 or M3 Screws | Up to 0.060 | Up to 1.6 | 2 | 50 |

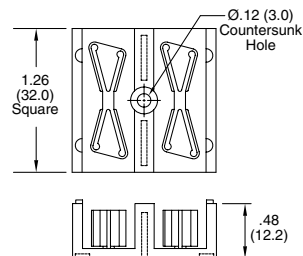

OFSH-4 Series Splice Holder

Specifications:

- Material: See Table
- Color: Natural

Features:

- Holds 12 2.7mm splices or four 4.2mm splices
- Fastens with either an adhesive pad provided, or with a #4 screw or rivet
- Stackable



| Item No. | | Ø Component | | No. of Positions | Bulk Pack Qty |
|--------------------|--------------------|-------------|--|------------------|---------------|
| UL94 V-2 Nylon 6/6 | UL94 V-0 Nylon 6/6 | mm | | | |
| OFSH-4-1-01LA | OFSH-4-1-19LA | 2.7 | | 12 | 50 |
| OFSH-4-1-01LA | OFSH-4-1-19LA | 4.2 | | 4 | 50 |



**OFEB/OFHB Series
Fiber Holder**

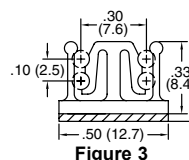
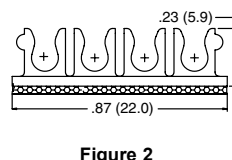
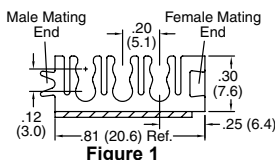


Specifications:

- Material: UL94 V-0 Nylon 6/6
- Color: Natural

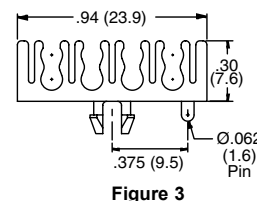
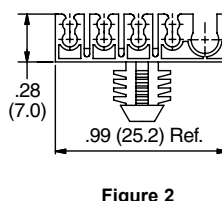
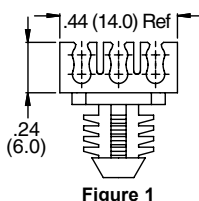
Features:

- Quickly mounted with adhesive base
- OFEB has side brackets that connect with each other to provide for additional cables



| Item No. | Figure | Cable Ø | | No. of Slots | No. of Cables | Depth | | Bulk Pack Qty |
|-----------------|--------|---------|-----|--------------|---------------|-------|-----|---------------|
| | | in | mm | | | in | mm | |
| OFEB-3-19 | 1 | 0.118 | 3.0 | 3 | 6 | 0.300 | 7.6 | 1000 |
| OFHB3-4-19A-RT | 2 | 0.118 | 3.0 | 4 | 4 | 0.375 | 9.5 | 1000 |
| OFHB2-4A1-RT-19 | 3 | 0.079 | 2.0 | 2 | 4 | 0.375 | 9.5 | 1000 |

**OFB-BH/OFB3P Series
Fiber Holder**

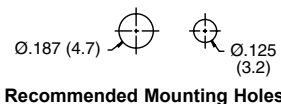


Specifications:

- Material: UL94 V-0 Nylon 6/6
- Color: Natural

Features:

- Holds multiple cable fibers



| Item No. | Figure | Ø Hole | | Panel Thickness | | Ø Cable | | No. of Slots | No. of Cables | Depth | | Bulk Pack Qty |
|-------------|--------|--------|-----|-----------------|-----|----------------------|------------------|--------------|---------------|-------|-----|---------------|
| | | in | mm | in | mm | in | mm | | | in | mm | |
| OFB-BH-6-19 | 1 | 0.312 | 7.9 | 0.250 | 6.4 | 0.079 | 2.0 | 3 | 6 | 0.197 | 5.0 | 1000 |
| OFB-BH-9-19 | 2 | 0.312 | 7.9 | 0.250 | 6.4 | 8 x 0.086, 1 x 0.158 | 8 x 2.2, 1 x 4.0 | 5 | 9 | 0.236 | 6.0 | 1000 |
| OFB3P-4-19 | 3 | 0.187 | 4.7 | 0.064 | 1.6 | 0.118 | 3.0 | 4 | 8 | 0.200 | 5.1 | 1000 |

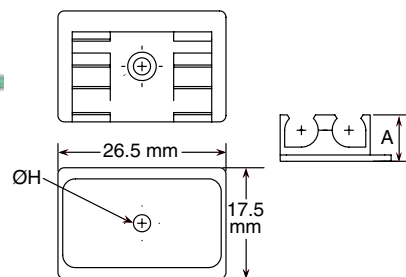
**EFA04-6X Series
Fiber Clip**

Specifications:

- Material: UL94 V-0 Nylon 6
- Color: See Table

Features:

- Holds two components parallel
- Available to hold three different diameters; 4.5mm, 5.5mm, 6mm
- Designed for use in the Splice Tray EFA04-25-001
- Can be mounted by screw, rivet, or with adhesive pad
- EFA04-61-001 has anti-rotation pins to securely mount with screw or rivet



| Item No. | | Ø Cable | | No. of Slots | A | | Ø H | | Recommended Mounting Screw | Bulk Pack Qty | |
|--------------|---------------------|---------|-------|--------------|----|-------|------|-------|----------------------------|---------------|-----|
| Clip Only | Clip & Adhesive Pad | in | mm | | in | mm | in | mm | | | |
| EFA04-61-001 | EFA04-61-ASS | Red | 0.236 | 6.0 | 2 | 0.315 | 8.0 | 0.126 | 3.2 | #4, #5 or M3 | 100 |
| EFA04-63-001 | EFA04-63-ASS | Green | 0.216 | 5.5 | 2 | 0.289 | 7.33 | 0.106 | 2.7 | #3 or M2.5 | 100 |
| EFA04-64-001 | EFA04-64-ASS | Yellow | 0.177 | 4.5 | 2 | 0.289 | 7.33 | 0.106 | 2.7 | #3 or M2.5 | 100 |

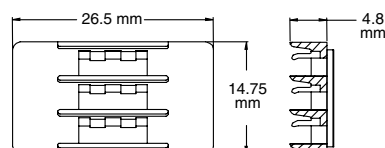

**EFA04-02 Series
Fiber Clip**

Specifications:

- Material: UL94 V-0 Nylon 6
- Color: Black

Features:

- Holds three 3mm diameter components
- Adhesive pad for easy application

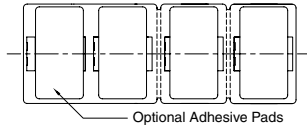



| Item No. | Ø Cable | | No. of Slots | Contents | Bulk Pack Qty |
|--------------|---------|-----|--------------|------------------------|---------------|
| | in | mm | | | |
| EFA04-02-ASS | 0.118 | 3.0 | 3 | Clip with Adhesive Pad | 100 |



FIBER CLIPS & GUIDES

EFA04 Series Fiber Clip



Optional Adhesive Pads

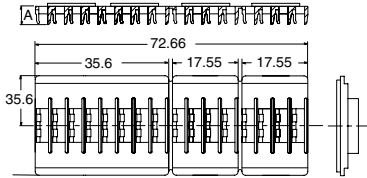


Figure 1

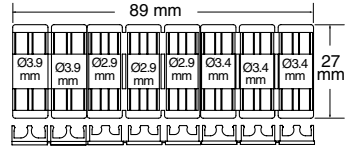


Figure 2

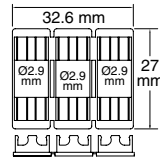


Figure 3

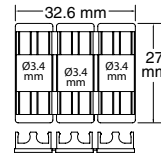


Figure 4

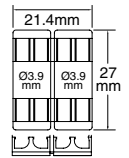


Figure 5

Specifications:

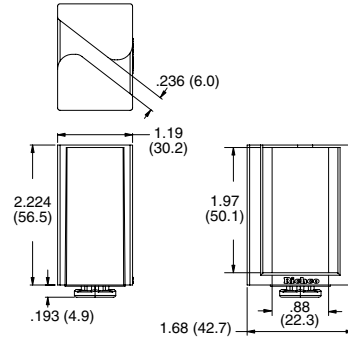
- Material: UL94 V-0 Nylon 6
- Color: See Table

Features:

- EFA04-06, EFA04-08, and EFA04-18 can be broken apart to form individual clips
- Various mounting options are available

| Item No. | | Ø Cable | | No. of Slots | Bulk Pack Qty. | | |
|--------------|---------------------------|---------|-------|------------------|----------------|--------------|-----|
| Clip Only | Clip with Adhesive Pad(s) | Figure | Color | | | in | mm |
| EFA04-06-001 | EFA04-06-ASS | 1 | Black | 0.118 | 3.0 | 16 | 100 |
| — | EFA04-08-ASS | 1 | Blue | 0.079 | 2.0 | 16 | 100 |
| — | EFA04-18-ASS | 2 | Black | .154, .134, .114 | 3.9, 3.4, 2.9 | 4, 6, 6 = 16 | 100 |
| EFA04-71-001 | EFA04-71-P01 | 3 | Black | 0.114 | 2.9 | 6 | 100 |
| EFA04-71-002 | — | 4 | Black | 0.134 | 3.4 | 6 | 100 |
| EFA04-71-003 | EFA04-71-P03 | 5 | Black | 0.154 | 3.9 | 4 | 100 |

OFRB Series Fiber Rack Bracket



Specifications:

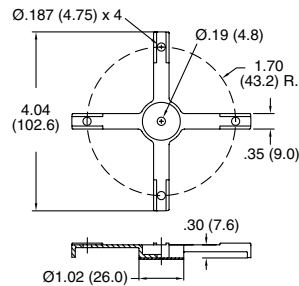
- Material: UL94 V-0 Nylon 6/6
- Color: Black

Features:

- Mounts into a standard 19" rack with a quarter turn
- Removable with a quarter turn
- No stress is applied to the fiber upon entry

| Item No. | Square Mounting Hole | | Panel Thickness | | Bulk Pack Qty. |
|----------|----------------------|-------------|-----------------|-----------|----------------|
| | in | mm | in | mm | |
| OFRB-1BK | 0.465 x 0.465 | 11.8 x 11.8 | 0.063 - 0.079 | 1.6 - 2.0 | 100 |
| OFRB-2BK | 0.374 x 0.374 | 9.5 x 9.5 | 0.063 - 0.079 | 1.6 - 2.0 | 100 |

OFBS Series Fiber Support Base



Specifications:

- Material: See Table
- Color: Natural

Features:

- Constructs a path for spooling fiber optic cables
- Designed for use in fiber optic patch panel applications
- Center hole is for mounting the base with a #8 screw or SR-5XXX rivet found on page 121
- Any Essentra wire routing device that is designed to snap into a 0.187 hole and a 0.062" panel can be mounted to this base; popular options are OFNS, STL, WS and LWS series

| Item No. | | Mounting Method | Bulk Pack Qty. |
|--------------------|--------------------|---------------------------|----------------|
| UL94 V-2 Nylon 6/6 | UL94 V-0 Nylon 6/6 | | |
| OFSB-4-85-01A | OFSB-4-85-19A | Adhesive | 100 |
| OFSB-4-85-01 | OFSB-4-85-19 | #8 Screw or SR-5XXX Rivet | 100 |

FIBER CLIPS & GUIDES



OFCC/OFCG Series Fiber Coiling Clip



Figure 1



Figure 2

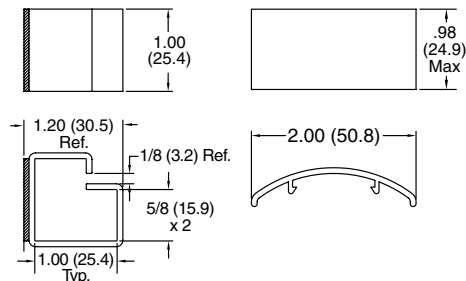


Figure 1

Figure 2



Specifications:

- Material: UL94 V-0 PVC
- Color: Black

Features:

- OFCG snaps onto OFCC to form a clip with a smooth, curved surface to accommodate fiber optic bundles
- OFCC and OFCG sold separately
- Limits the bend radius of the fiber

| Item No. | Figure | Bulk Pack Qty. |
|-------------|--------|----------------|
| OFCC-16A-RT | 1 | 100 |
| OFCG-16 | 2 | 100 |

EFA04 Series Fiber Guide

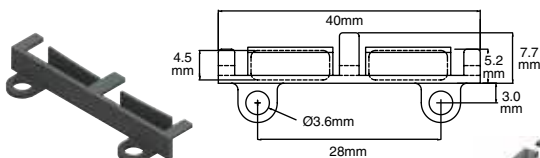


Figure 1

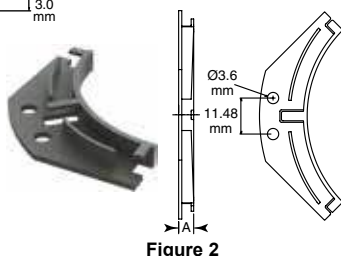


Figure 2

Specifications:

- Material: UL94 V-0 Nylon 6
- Color: Black

Features:

- Provide fiber storage as well as bend control
- Various mounting options are available
- The fiber reel screw mount holes are Ø2.8mm with a 90° countersink of Ø4.6mm (holes are spaced evenly on a 30mm diameter)
- Reel can be stacked or mounted above board using accessories below

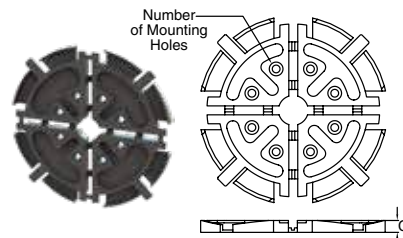


Figure 3

| Item No. | | | | Height | | No. of Mounting Holes | Max Fiber Storage | Bulk Pack Qty. |
|--------------|----------------------------|-----------------------------|--------|---|-------|-----------------------|-------------------|----------------------------|
| Guide Only | Guide with Adhesive Pad(s) | Guide with SRHR-3555 Rivets | Figure | Guide Radius | In | | | |
| EFA04-60-001 | EFA04-60-P01 | EFA04-60-R01 | 1 | Straight | 0.197 | 5.0 | 2 | 100 |
| EFA04-34-001 | EFA04-34-P01 | EFA04-34-R01 | 2 | 30 mm Radius Corner Guide | 0.197 | 5.0 | 2 | 100 |
| EFA04-34-010 | EFA04-34-P10 | EFA04-34-R10 | 2 | 30 mm Radius Corner Guide | 0.315 | 8.0 | 2 | 100 |
| EFA04-34-004 | EFA04-34-P04 | EFA04-34-R04 | 2 | 30 mm Radius Corner Guide | 0.472 | 12.0 | 2 | 100 |
| EFA04-34-002 | EFA04-34-P02 | EFA04-34-R02 | 2 | 35 mm Radius Corner Guide | 0.189 | 4.8 | 2 | 100 |
| EFA04-34-005 | EFA04-34-P05 | EFA04-34-R05 | 2 | 35 mm Radius Corner Guide | 0.472 | 12.0 | 2 | 100 |
| EFA04-34-003 | EFA04-34-P03 | EFA04-34-R03 | 2 | 40 mm Radius Corner Guide | 0.189 | 4.8 | 2 | 100 |
| EFA04-34-006 | EFA04-34-P06 | — | 2 | 40 mm Radius Corner Guide | 0.472 | 12.0 | 2 | 100 |
| EFA04-34-007 | EFA04-34-P07 | EFA04-34-R07 | 2 | 30-37 mm Radius Ribbon Fiber Corner Guide | 0.216 | 5.5 | 2 | 100 |
| EFA04-04-001 | EFA04-04-ASS | — | 3 | 25 mm Radius Fiber Reel | 0.157 | 4.0 | 8 | 2.5 m of 900 Micron Fiber |
| EFA04-21-001 | EFA04-21-ASS | — | 3 | 25 mm Radius Fiber Reel | 0.250 | 6.4 | 8 | 4.5 m of 900 Micron Fiber |
| EFA04-10-001 | EFA04-10-ASS | — | 3 | 30 mm Radius Fiber Reel | 0.153 | 3.9 | 8 | 3.0 m of 900 Micron Fiber |
| EFA04-14-001 | EFA04-14-ASS | — | 3 | 30 mm Radius Fiber Reel | 0.488 | 12.4 | 8 | 9.0 m of 900 Micron Fiber |
| EFA04-76-001 | — | — | 3 | 35 mm Radius Fiber Reel | 0.315 | 8.0 | 8 | 15.0 m of 900 Micron Fiber |
| EFA04-23-001 | — | — | 3 | 40 mm Radius Fiber Reel | 0.250 | 6.4 | 4 | 7.0 m of 900 Micron Fiber |

EFA04-53/EFA04-27 Series Fiber Reel Stacking Pillar and Standoff

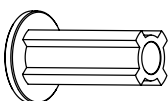


Figure 1

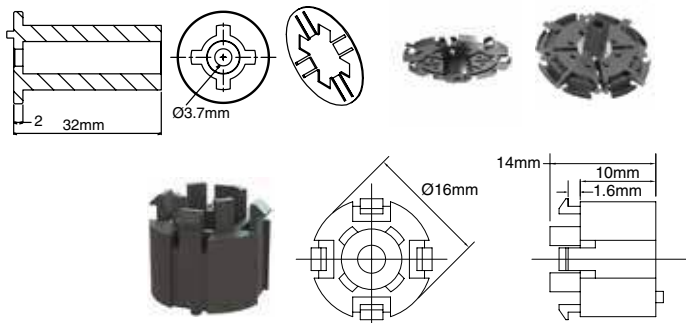


Figure 2

Specifications:

- Material: UL94 V-0 Nylon 6/6
- Color: Black

Features:

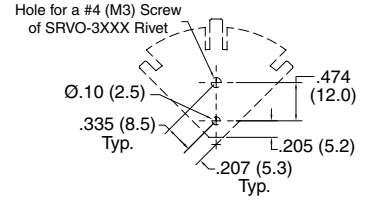
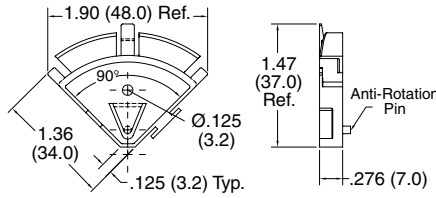

- EFA04-53-ASS is used to stack multiple EFA04 fiber reels, and retained with an included spring clip
- EFA04-27-ASS is used to space the EFA04 fiber reel off the PC Board (top of the standoff snaps into holes in the fiber reel)
- Mounted from the bottom of the board with included rivet

| Item No. | Figure | Description | Bulk Pack Qty. |
|--------------|--------|----------------------------|----------------|
| EFA04-53-ASS | 1 | Fiber Reel Stacking Pillar | 100 |
| EFA04-27-ASS | 2 | Fiber Reel Standoff | 100 |



FIBER GUIDES & STORAGE

OFS Series 90° Fiber Segment, 30mm Radius



Recommended Mounting Holes

Specifications:

- Material: UL94 V-0 Nylon 6/6
- Color: Natural

Features:

- Provides a 90° bend control radius
- Assemble two pieces for bend control around a 180° turn
- Assemble four pieces for excess fiber spooling at 30mm radius
- In a four-piece assembled mode, stores approximately 60m of 900 micron fiber
- Mounts with a #4 (M3) screw or SRVO-30XX snap rivet

| Item No. | Bulk Pack Qty. |
|-----------|----------------|
| OFS90-30R | 100 |

OFFG/OFFGSP Series Flexible Fiber Guide System

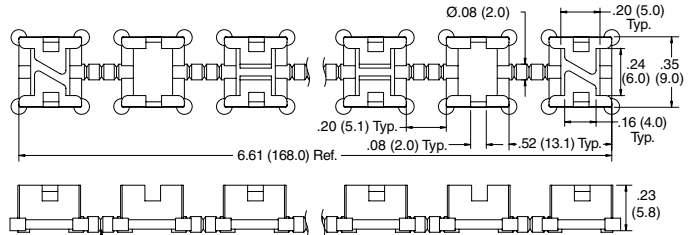



Figure 1

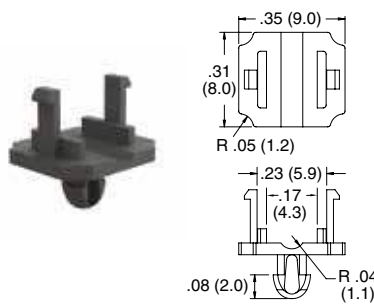


Figure 2

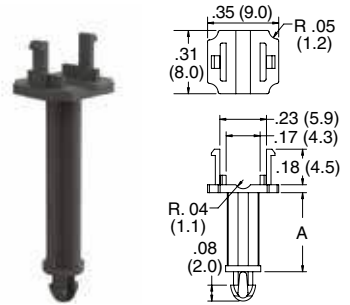


Figure 3

Specifications:

- Material: UL94 V-0 Nylon 6/6
- Color: Black

Features:

- Fully modular, flexible system giving complete fiber management and protection
- Unique spine allows the guide to be oriented in all planes
- For use with 250 and 900 micron fiber
- Fiber can enter and exit at any point, without risk of fiber snagging or kinking
- Angled and straight lugs located along the guide prevent the fiber from springing out
- 25mm maximum bend radius when flexed
- Guide can be cut to various lengths at flexible link sections
- Two types of support posts; OFFGSP-F for mounting flush to the panel, and OFFGSP-R that raises the guide 5mm
- Guide snaps easily into the support posts

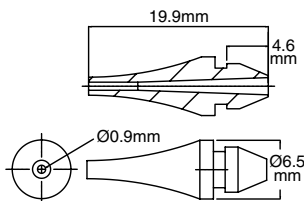


| Item No. | Figure | Description | Ø Mounting Hole | | Panel Thickness | | A | | Bulk Pack Qty. |
|-----------------|--------|--------------------------|-----------------|-----|-----------------|-----|-------|-----|----------------|
| | | | in | mm | in | mm | in | mm | |
| OFFG-165M-19-BK | 1 | Fiber Guide | — | — | — | — | — | — | 100 |
| OFFGSP-F-19-BK | 2 | Flat Fiber Guide Support | 0.098 | 2.5 | 0.063 | 1.6 | — | — | 100 |
| OFFGSP-R-05-BK | 3 | Fiber Guide Spacer | 0.098 | 2.5 | 0.063 | 1.6 | 0.200 | 5.0 | 100 |

FIBER MANAGEMENT & DUST CAPS



EFA70-07 Series 900 Micron Strain Relief Boot



Specifications:

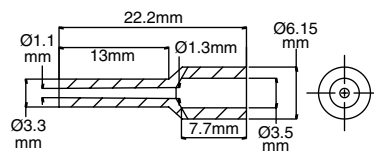
- Material: TPE
- Color: Black

Features:

- Provides added protection to 900 micron fiber while routing through a hole
- Limits the angle of the fiber preventing signal loss

| Item No. | Hole Ø | | Panel Thickness | | Bulk Pack Qty. |
|--------------|--------|-----|-----------------|-----|----------------|
| | In | mm | In | mm | |
| EFA70-07-001 | 0.157 | 4.0 | 0.063 | 1.6 | 500 |

EFA70-01 Series 900 Micron Transition Boot



Specifications:

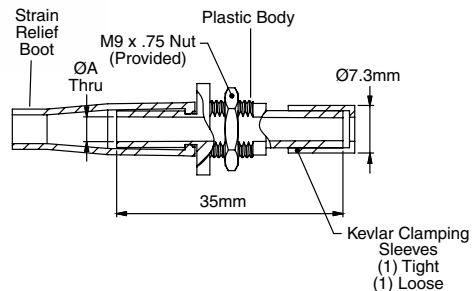
- Material: TPE
- Color: Black

Features:

- Transitions a 3mm jacketed fiber to a 900 micron fiber
- Limits the bend of the fiber, preventing signal loss

| Item No. | Bulk Pack Qty. |
|--------------|----------------|
| EFA70-01-001 | 500 |

EFA52 Series Quick Panel Mount Strain Relief Gland Kit



Specifications:

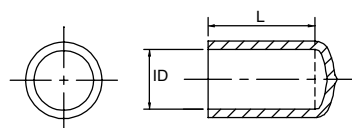
- Material: UL94 V-0 Nylon 6
- Color: Black

Features:

- Acts as a cable gland for jacketed fiber, preventing the cable from being pulled out of the device
- The plastic body mounts directly on the panel, and the jacketed cable is passed through the center hole
- On the inside of the panel, the cable's Kevlar strands are clamped to the plastic body using one of two clamping sleeves (whichever is appropriate)
- Secured in the panel with a mounting bolt
- On the outside of the panel, a flexible boot is attached to the plastic body, providing control over the bend-radius of the cable exiting the strain-relief assembly

| Item No. | Ø Jacketed Fiber | | A | | Bulk Pack Qty. |
|--------------|------------------|-----|-------|-----|----------------|
| | In | mm | In | mm | |
| EFA52-02-ASS | 0.118 | 3.0 | 0.138 | 3.5 | 250 |
| EFA52-05-ASS | 0.079 | 2.0 | 0.098 | 2.5 | 250 |

EFA02-43 Series Connector Adapter Dust Cap



Specifications:

- Material: PVC
- Color: Black

Features:

- Provides environmental protection for SMA, ST and FC connector adapters
- Made of flexible PVC to provide snug fit

| Item No. | Contents | L | | ID | | Bulk Pack Qty. |
|--------------|--------------------------------|-------|------|-------|-----|----------------|
| | | In | mm | In | mm | |
| EFA02-43-001 | SMA Connector Adapter Dust Cap | 0.500 | 12.7 | 0.120 | 3.0 | 500 |
| EFA02-43-002 | ST Connector Adapter Dust Cap | 0.500 | 12.7 | 0.280 | 7.1 | 500 |
| EFA02-43-003 | FC Connector Adapter Dust Cap | 0.310 | 8.0 | 0.280 | 7.1 | 500 |



DUST CAPS

EFA02 Series Connector Dust Caps and Plugs



Figure 1

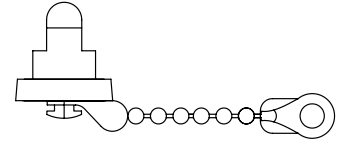


Figure 2

Specifications:

- Material: See Table
- Color: See Table

Features:

- The EFA02-14-001 plugs an SC connects and does not require a dust chain (other dust caps in this series require the retaining chain and cannot be sold separately)
- The steel caps are threaded onto the connector adapters
- Provides mechanical and environmental protection to adaptors when unmated
- Stainless Steel construction suitable for harsh environments
- 2.5" long chain

| Item No. | Material | | Bulk Pack Qty. |
|--------------|---|---|----------------|
| | Figure 1 Stainless Steel Cap & Chain | Figure 2 Black TPE Plug & Optional Stainless Steel Chain | |
| EFA02-04-ASS | SMA Adapter Dust Cap & Chain | — | 100 |
| EFA02-07-ASS | DIN Adapter Dust Cap & Chain | — | 100 |
| EFA02-09-ASS | FC Adapter Dust Cap & Chain | — | 100 |
| EFA02-10-ASS | ST Adapter Dust Cap & Chain | — | 100 |
| EFA02-14-001 | — | SC Adapter Dust Plug | 250 |
| EFA02-14-ASS | — | EFA02-14-001 Dust Plug with Chain | 250 |

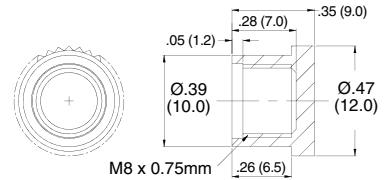
EFA02-03 Series FC Connector Port Dust Cap

Specifications:

- Material: High-Density Polyethylene
- Color: See Table

Features:

- Dust caps are threaded onto the FC connector adapter providing protection from outside elements



| Item No. | Color | Bulk Pack Qty. |
|--------------|---------|----------------|
| EFA02-03-001 | Natural | 500 |
| EFA02-03-002 | Black | 500 |
| EFA02-03-003 | Green | 500 |
| EFA02-03-004 | White | 500 |
| EFA02-03-005 | Red | 500 |

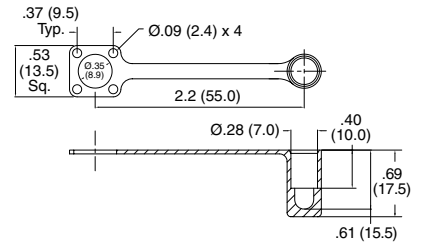
EFA02-35 Series ST Connector Port Dust Cap and Lanyard

Specifications:

- Material: TPE
- Color: Black

Features:

- Provides environmental protection of ST connector ports
- Molded-on lanyard prevents the loss of the cap



| Item No. | Bulk Pack Qty. |
|--------------|----------------|
| EFA02-35-001 | 250 |

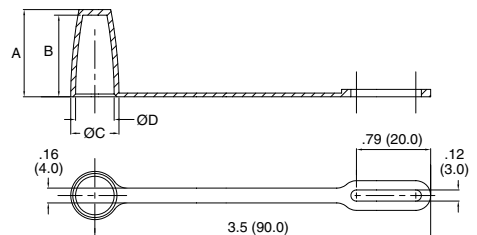
EFA02 Series Connector Port Dust Cap and Lanyard

Specifications:

- Material: PVC
- Color: Black

Features:

- Provides environmental protection to various connectors
- Molded-on lanyard is attached to the connector to prevent loss of cover



| Item No. | Contents | A | | B | | C | | D | | Bulk Pack Qty. |
|--------------|-----------------------|-------|------|-------|------|-------|------|-------|------|----------------|
| | | in | mm | in | mm | in | mm | in | mm | |
| EFA02-11-ASS | ST Connector Dust Cap | 0.730 | 18.5 | 0.670 | 17.0 | 0.470 | 12.0 | 0.340 | 8.7 | 250 |
| EFA02-13-ASS | FC Connector Dust Cap | 0.730 | 18.5 | 0.670 | 17.0 | 0.600 | 15.3 | 0.470 | 12.0 | 250 |



**CP Series
Connector Plugs**

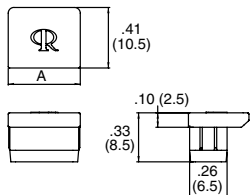


Figure 1

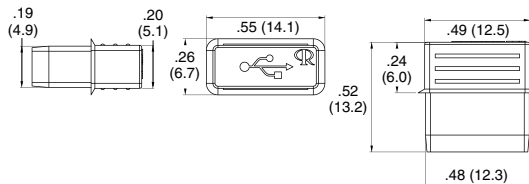


Figure 2

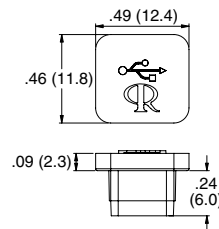


Figure 3

Specifications:

- Material: Silicone Rubber
- Color: Black

Features:

- No stress applied to the adapter's internal components upon entry
- Silicone material for high temperature applications up to 302°F (150°C)

| Item No. | Figure | Connector Port | A | | Bulk Pack Qty. |
|----------|--------|----------------|-------|------|----------------|
| | | | in | mm | |
| CP-RJ11 | 1 | RJ11 | 0.410 | 10.5 | 1000 |
| CP-RJ45 | 1 | RJ45 | 0.490 | 12.5 | 1000 |
| CP-USB-A | 2 | USB-A | — | — | 1000 |
| CP-USB-B | 3 | USB-B | — | — | 1000 |

**USB-A Series
USB Connector Caps**

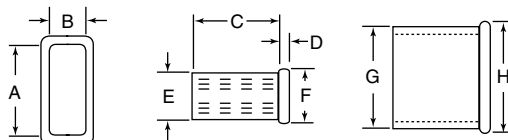


Specifications:

- Material: Polyethylene
- Color: Natural

Features:

- Protective dust cover for USB-A connectors



| Item No. | A | | B | | C | | D | | E | | F | | G | | H | | Bulk Pack Qty. |
|----------|-------|------|-------|-----|-------|------|-------|-----|-------|-----|-------|-----|-------|------|-------|------|----------------|
| | in | mm | in | mm | in | mm | in | mm | in | mm | in | mm | in | mm | in | mm | |
| USB0A | 0.504 | 12.8 | 0.185 | 4.7 | 0.484 | 12.3 | 0.043 | 1.1 | 0.256 | 6.5 | 0.299 | 7.6 | 0.575 | 14.6 | 0.610 | 15.5 | 100 |

**BPE Series
Connector Port Plugs**


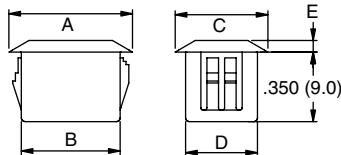


Figure 1

Figure 2

Specifications:

- Material: UL94 V-2 Nylon 6/6
- Color: See Table

Features:

- Aesthetically pleasing, blanking off redundant connector parts
- Quick and easy installation; simply press fit in the designated hole
- ST Series covers Double-D, D or round holes

Recommended Mounting Holes

| Item No. | Color | Mounting Hole Figure | L1 | | L2 | | A | | B | | C | | D | | E | | Bulk Pack Qty. |
|---------------|-------|----------------------|---------------|-------------|-------|------|-------|------|-------|------|-------|------|-------|------|-------|-----|----------------|
| | | | in | mm | in | mm | in | mm | in | mm | in | mm | in | mm | in | mm | |
| BPE-SC-1-01 | Black | 1 | 0.512 | 13.0 | 0.374 | 9.5 | 0.850 | 21.5 | 0.500 | 12.8 | 0.470 | 12.0 | 0.370 | 9.3 | 0.059 | 1.5 | 1000 |
| BPE-SC-2-01 | Black | 1 | 0.512 | 13.0 | 0.374 | 9.5 | 0.630 | 16.0 | 0.500 | 12.8 | 0.470 | 12.0 | 0.370 | 9.3 | 0.059 | 1.5 | 1000 |
| BPE-SC-3-01 | Black | 1 | 1.024 | 26.0 | 0.374 | 9.5 | 1.370 | 34.8 | 1.020 | 25.8 | 0.470 | 12.0 | 0.370 | 9.3 | 0.059 | 1.5 | 1000 |
| BPE-RJ45-01 | Grey | 1 | 0.760 - 0.790 | 19.3 - 20.0 | 0.590 | 15.0 | 0.870 | 22.0 | 0.580 | 14.7 | 0.700 | 17.7 | 0.750 | 19.1 | 0.059 | 1.5 | 1000 |
| BPE-LC-D-01BK | Black | 1 | 0.532 | 13.5 | 0.532 | 13.5 | 0.590 | 15.0 | 0.520 | 13.2 | 0.590 | 15.0 | 0.520 | 13.2 | 0.078 | 2.0 | 1000 |
| BPE-ST-1-01 | Black | 2 | 0.370 | 19.4 | 0.311 | 7.9 | Ø4.70 | Ø12 | Ø3.60 | Ø9.2 | Ø4.70 | Ø12 | 0.300 | 7.7 | 0.059 | 1.5 | 1000 |



CONNECTOR CAPS & PLUGS/SHEET METAL PLUGS

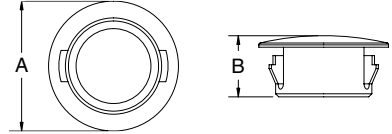
PGM/PLH Series Standard Locking Hole Plug

Specifications:

- Material: UL94V-2 Nylon 6/6
- Color: Black

Features:

- Each part fits multiple common sheet metal thicknesses
- Closes access sheet metal panel holes



| Item No. | Mounting Hole | | Max Panel Thickness | | OD A | | Overall Height B | | Bulk Pack Qty. |
|----------|---------------|------|---------------------|-----|-------|------|------------------|------|----------------|
| | in | mm | in | mm | in | mm | in | mm | |
| PGM-1 | 0.250 | 6.4 | 0.062 | 1.6 | 0.312 | 7.9 | 0.312 | 7.9 | 1000 |
| PGM-6 | 0.252 | 6.4 | 0.067 | 1.7 | 0.299 | 7.6 | 0.221 | 5.6 | 1000 |
| PGM-7 | 0.278 | 7.1 | 0.063 | 1.6 | 0.433 | 11.0 | 0.276 | 7.0 | 1000 |
| PGM-8 | 0.307 | 7.8 | 0.063 | 1.6 | 0.375 | 9.5 | 0.236 | 6.0 | 1000 |
| PGM-2 | 0.312 | 7.9 | 0.062 | 1.6 | 0.375 | 9.5 | 0.312 | 7.9 | 1000 |
| PGM-33 | 0.375 | 9.5 | 0.125 | 3.2 | 0.468 | 11.9 | 0.406 | 6.4 | 1000 |
| PGM-9 | 0.376 | 9.6 | 0.047 | 1.2 | 0.511 | 13.0 | 0.256 | 6.5 | 1000 |
| PGM-10 | 0.386 | 9.8 | 0.055 | 1.4 | 0.511 | 13.0 | 0.236 | 6.0 | 1000 |
| PGM-34 | 0.437 | 11.1 | 0.125 | 3.2 | 0.531 | 13.5 | 0.406 | 10.3 | 1000 |
| PGM-3 | 0.468 | 11.9 | 0.062 | 1.6 | 0.531 | 13.5 | 0.250 | 6.4 | 1000 |
| PGM-24 | 0.500 | 12.7 | 0.125 | 3.2 | 0.578 | 14.7 | 0.406 | 10.3 | 1000 |
| PGM-5 | 0.500 | 12.7 | 0.062 | 1.6 | 0.562 | 14.3 | 0.250 | 6.4 | 1000 |
| PGM-13 | 0.506 | 12.8 | 0.083 | 2.1 | 0.669 | 17.0 | 0.315 | 8.0 | 1000 |
| PGM-11 | 0.531 | 13.5 | 0.062 | 1.6 | 0.593 | 15.1 | 0.250 | 6.4 | 500 |
| PGM-26 | 0.562 | 14.3 | 0.125 | 3.2 | 0.656 | 16.7 | 0.406 | 10.3 | 200 |
| PGM-27 | 0.625 | 15.9 | 0.125 | 3.2 | 0.718 | 18.2 | 0.406 | 10.3 | 200 |
| PGM-12 | 0.625 | 15.9 | 0.062 | 1.6 | 0.718 | 18.2 | 0.250 | 6.4 | 500 |
| PGM-16 | 0.628 | 16.0 | 0.079 | 2.0 | 0.787 | 20.0 | 0.315 | 8.0 | 500 |
| PGM-28 | 0.687 | 17.5 | 0.125 | 3.2 | 0.781 | 19.8 | 0.406 | 10.3 | 200 |
| PGM-19 | 0.746 | 19.0 | 0.125 | 3.2 | 0.925 | 23.5 | 0.413 | 10.5 | 500 |
| PGM-14 | 0.750 | 19.1 | 0.062 | 1.6 | 0.843 | 21.4 | 0.250 | 6.4 | 500 |
| PGM-15 | 0.781 | 19.8 | 0.062 | 1.6 | 0.890 | 22.6 | 0.250 | 6.4 | 500 |
| PGM-22 | 0.864 | 22 | 0.118 | 3.0 | 1.024 | 26.0 | 0.378 | 9.6 | 500 |
| PGM-17 | 0.875 | 22.2 | 0.062 | 1.6 | 0.968 | 24.6 | 0.250 | 6.5 | 500 |
| PGM-29 | 0.875 | 22.2 | 0.125 | 3.2 | 1.125 | 28.6 | 0.453 | 11.5 | 200 |
| PGM-25 | 1.004 | 25.5 | 0.125 | 3.2 | 1.102 | 28.0 | 0.500 | 12.7 | 200 |
| PGM-32 | 1.097 | 27.9 | 0.125 | 3.2 | 1.218 | 30.9 | 0.465 | 11.8 | 200 |
| PGM-30 | 1.203 | 30.6 | 0.125 | 3.2 | 1.339 | 34.0 | 0.512 | 13.0 | 200 |
| PGM-18 | 1.250 | 31.8 | 0.125 | 3.2 | 1.375 | 34.9 | 0.465 | 11.8 | 200 |
| PGM-20 | 1.375 | 35.0 | 0.125 | 3.2 | 1.500 | 38.1 | 0.465 | 11.8 | 200 |
| PGM-31 | 1.500 | 38.1 | 0.125 | 3.2 | 1.671 | 42.4 | 0.465 | 11.8 | 200 |
| PGM-21 | 1.750 | 44.5 | 0.125 | 3.2 | 1.906 | 48.4 | 0.465 | 11.8 | 100 |
| PGM-23 | 2.000 | 50.8 | 0.125 | 3.2 | 2.170 | 55.1 | 0.470 | 11.9 | 100 |
| PLH023A | 2.500 | 63.5 | 0.250 | 6.4 | 2.775 | 70.5 | 0.750 | 19.1 | 500 |

LTP Series IP67 Liquid Tight Plug

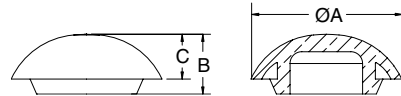


Specifications:

- Material: UL94 V-0 Silicone
- Color: Black

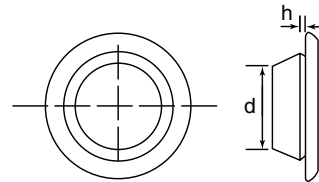
Features:

- Offers protection up to IP67
- Temperature Range: -40°F to 302°F (-40°C - 150°C)



| Item No. | Ø Mounting Hole | | Ø Head A | | Overall Height B | | Head Height C | | Max Panel Thickness | | Bulk Pack Qty. |
|----------|-----------------|------|----------|------|------------------|------|---------------|------|---------------------|-----|----------------|
| | in | mm | in | mm | in | mm | in | mm | in | mm | |
| LTP-4 | 0.500 | 12.7 | 0.92 | 23.4 | 0.449 | 11.4 | 0.287 | 7.3 | 0.125 | 3.2 | 1000 |
| LTP-7 | 0.625 | 15.9 | 1.09 | 27.7 | 0.455 | 11.6 | 0.319 | 8.1 | 0.125 | 3.2 | 500 |
| LTP-5 | 0.750 | 19.1 | 1.15 | 29.2 | 0.512 | 13.0 | 0.350 | 8.9 | 0.125 | 3.2 | 500 |
| LTP-1 | 0.875 | 22.2 | 1.26 | 32.0 | 0.500 | 12.7 | 0.374 | 9.5 | 0.125 | 3.2 | 1000 |
| LTP-6 | 1.000 | 25.4 | 1.41 | 35.8 | 0.559 | 14.2 | 0.398 | 10.1 | 0.125 | 3.2 | 200 |
| LTP-2 | 1.093 | 27.8 | 1.54 | 39.2 | 0.539 | 13.7 | 0.413 | 10.5 | 0.125 | 3.2 | 500 |
| LTP-3 | 1.375 | 34.9 | 1.82 | 46.2 | 0.579 | 14.7 | 0.433 | 11.0 | 0.125 | 3.2 | 200 |

BP Series Flexible Hole Plug



Specifications:

- Material: TPE
- Color: Black

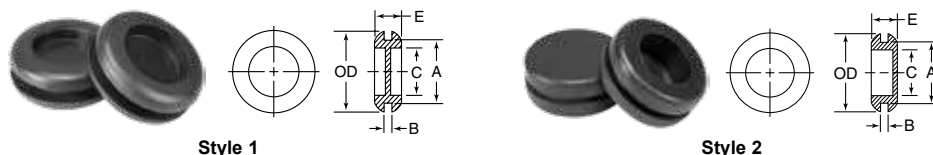
Features:

- Each size covers a range of panel thicknesses
- Designed to fit standard metric holes
- Very resistant to oils, acids and alkalis

| Item No. | Panel Hole d | | Panel Thickness h | | OD | | Bulk Pack Qty. |
|----------|--------------|------|-------------------|-----------|------|------|----------------|
| | in | mm | in | mm | in | mm | |
| BP-16230 | 0.394 | 10.0 | 0.032 - 0.079 | 0.8 - 2.0 | 0.76 | 19.3 | 1000 |
| BP-16231 | 0.472 | 12.0 | 0.032 - 0.079 | 0.8 - 2.0 | 0.83 | 21.0 | 1000 |
| BP-16232 | 0.551 | 14.0 | 0.032 - 0.079 | 0.8 - 2.0 | 0.91 | 23.0 | 1000 |
| BP-16233 | 0.630 | 16.0 | 0.032 - 0.079 | 0.8 - 2.0 | 0.98 | 25.0 | 1000 |
| BP-16234 | 0.709 | 18.0 | 0.032 - 0.079 | 0.8 - 2.0 | 1.06 | 27.0 | 1000 |
| BP-16236 | 0.866 | 22.0 | 0.032 - 0.079 | 0.8 - 2.0 | 1.23 | 31.2 | 1000 |
| BP-3 | 0.866 | 22.0 | 0.063 - 0.118 | 1.6 - 3.0 | 1.10 | 28.0 | 1000 |
| BP-4 | 1.043 | 26.5 | 0.063 - 0.118 | 1.6 - 3.0 | 1.28 | 32.5 | 1000 |
| BP-16238 | 1.181 | 30.0 | 0.032 - 0.079 | 0.8 - 2.0 | 1.55 | 39.4 | 1000 |



**GRD/DG/DGB Series
Diaphragm Grommet**




Specifications:

- Material: GRD/DG: Flexible PVC
DGB: UL94 HB TPE
- Color: Black

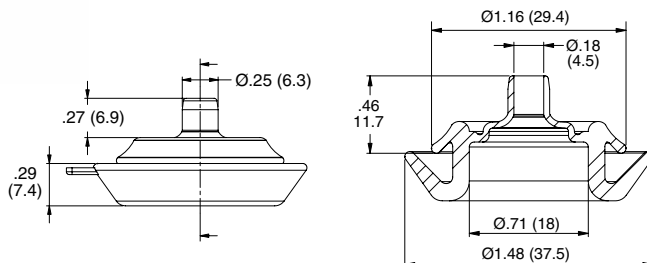
Features:

- Use as a blanking plugs to conceal access holes until wire are installed
- To install wires, pierce the central membrane film and insert wire
- Design allows for multiple ranges of wires to pass thru
- PVC material is non-staining; resistant to ozone, acids, and sunlight; with excellent aging qualities



| Item No. | Style | Ø Mounting Hole A | | Panel Thickness | | C Ref. | | OD | | E | | Bulk Pack Qty. |
|---------------|-------|-------------------|------|-----------------|-----|--------|------|------|------|------|------|----------------|
| | | in | mm | in | mm | in | mm | in | mm | in | mm | |
| DGB-2.5 | 2 | 0.25 | 6.4 | 0.03 | 0.8 | 0.16 | 4.1 | 0.37 | 9.4 | 0.14 | 3.6 | 1000 |
| DGB-4 | 2 | 0.39 | 9.9 | 0.06 | 1.5 | 0.25 | 6.4 | 0.50 | 12.7 | 0.26 | 6.6 | 1000 |
| DGB-6 | 2 | 0.43 | 11.0 | 0.06 | 1.5 | 0.31 | 8.0 | 0.69 | 17.5 | 0.31 | 8.0 | 1000 |
| DGB-5 | 2 | 0.49 | 12.5 | 0.06 | 1.5 | 0.37 | 9.5 | 0.62 | 15.7 | 0.25 | 6.4 | 1000 |
| DG-19426 | 1 | 0.63 | 16.0 | 0.06 | 1.5 | 0.43 | 11.0 | 0.75 | 19.0 | 0.23 | 5.8 | 1000 |
| DGB-7 | 2 | 0.63 | 16.0 | 0.06 | 1.5 | 0.43 | 11.0 | 0.75 | 19.0 | 0.31 | 8.0 | 1000 |
| GRD1062091PA | 1 | 0.63 | 16.0 | 0.09 | 2.4 | 0.49 | 12.5 | 0.87 | 22.0 | 0.32 | 8.0 | 5000 |
| GRD2075061PA | 2 | 0.75 | 19.0 | 0.06 | 1.5 | 0.63 | 16.0 | 1.00 | 25.4 | 0.28 | 7.0 | 4000 |
| DGB-11 | 2 | 0.75 | 19.0 | 0.06 | 1.5 | 0.63 | 16.0 | 1.00 | 25.4 | 0.28 | 7.0 | 1000 |
| DG-15512 | 1 | 0.75 | 19.0 | 0.08 | 2.0 | 0.63 | 15.9 | 1.00 | 25.5 | 0.31 | 7.9 | 1000 |
| DG-10134 | 1 | 0.75 | 19.0 | 0.09 | 2.4 | 0.61 | 15.5 | 1.00 | 25.5 | 0.35 | 8.8 | 1000 |
| GRD1075121PA | 1 | 0.75 | 19.0 | 0.12 | 3.0 | 0.61 | 15.5 | 1.00 | 25.5 | 0.37 | 9.5 | 2500 |
| DG-10187 | 1 | 0.79 | 20.0 | 0.06 | 1.5 | 0.61 | 15.5 | 1.00 | 25.5 | 0.32 | 8.0 | 1000 |
| DGB-10 | 2 | 0.87 | 22.0 | 0.06 | 1.5 | 0.72 | 18.4 | 1.00 | 25.5 | 0.31 | 8.0 | 1000 |
| GRD2087061PA | 2 | 0.87 | 22.0 | 0.06 | 1.5 | 0.74 | 18.8 | 1.00 | 25.5 | 0.31 | 8.0 | 4000 |
| DGB-13 | 2 | 1.00 | 25.4 | 0.06 | 1.5 | 0.81 | 20.5 | 1.18 | 30.0 | 0.31 | 8.0 | 1000 |
| GRD2100061PA | 2 | 1.00 | 25.4 | 0.06 | 1.5 | 0.81 | 20.5 | 1.18 | 30.0 | 0.31 | 8.0 | 2000 |
| GRD1100091PA | 1 | 1.00 | 25.5 | 0.09 | 2.4 | 0.75 | 19.0 | 1.44 | 36.5 | 0.33 | 8.4 | 2000 |
| GRD1125091PA | 1 | 1.26 | 32.0 | 0.09 | 2.4 | 0.98 | 25.0 | 1.54 | 39.0 | 0.32 | 8.0 | 1000 |
| GRD1125151PA | 1 | 1.26 | 32.0 | 0.16 | 4.0 | 1.00 | 25.5 | 1.54 | 39.0 | 0.38 | 9.5 | 1000 |
| GRD21625375PA | 2 | 1.63 | 42.0 | 0.09 | 2.4 | 1.22 | 31.0 | 1.93 | 49.0 | 0.40 | 10.1 | 1000 |

**AHG Series
Angular Hole Grommet**



Specifications:

- Materials: EPDM, 60 Shore A
- Color: Black

Features:

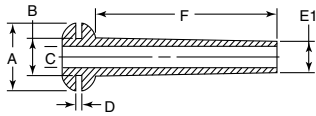
- Allows cables to pass through a panel at a maximum 45° angle

| Item No. | Ø Cable Size | | Panel Thickness D | | Mounting Hole Ø | | Bulk Pack Qty. |
|----------|---------------|-----------|-------------------|-----------|-----------------|------|----------------|
| | in | mm | in | mm | in | mm | |
| AHG-1 | 0.197 - 0.276 | 5.0 - 7.0 | 0.079 - 0.098 | 2.0 - 2.5 | 0.945 | 24.0 | 500 |

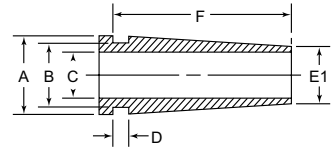


GROMMETS & GROMMET SLEEVES

GRS/RGS Series Grommet Sleeve



Style 1



Style 2

Specifications:

- Material: Flexible PVC
- Color: Black

Features:

- Sleeve design provides additional support and protection for cables/wires passing through panel
- PVC is non-staining; resistant to ozone, acids, and sunlight; with excellent aging qualities



| Item No. | Style | Ø Hole B | | Panel Thickness D | | A Ø | | C Ø | | E1 | | F | | Bulk Pack Qty. |
|-------------|-------|----------|------|-------------------|-----|-------|------|-------|-----|-------|------|-------|------|----------------|
| | | in | mm | in | mm | in | mm | in | mm | in | mm | in | mm | |
| GRS1030151A | 1 | 0.300 | 7.6 | 0.156 | 4.0 | 0.560 | 14.2 | 0.240 | 6.1 | 0.311 | 7.9 | 1.250 | 31.8 | 5000 |
| RGS1-60466 | 1 | 0.343 | 8.7 | 0.062 | 1.6 | 0.560 | 14.2 | 0.200 | 5.1 | 0.280 | 7.1 | 1.650 | 42.0 | 4000 |
| GRS1037091A | 1 | 0.374 | 9.5 | 0.094 | 2.4 | 0.560 | 14.2 | 0.250 | 6.4 | 0.311 | 7.9 | 0.562 | 14.3 | 10000 |
| RGS2-12462 | 2 | 0.500 | 12.7 | 0.125 | 3.2 | 0.595 | 15.1 | 0.375 | 9.5 | 0.468 | 11.9 | 1.398 | 35.5 | 1000 |
| GRS2050121A | 2 | 0.500 | 12.7 | 0.125 | 3.2 | 0.595 | 15.1 | 0.375 | 9.5 | 0.468 | 11.9 | 1.398 | 35.5 | 2000 |
| RGS2-51409 | 2 | 0.500 | 12.7 | 0.031 | 0.8 | 0.750 | 19.1 | 0.381 | 9.7 | 0.480 | 12.2 | 1.055 | 26.8 | 1000 |
| GRS2050031A | 2 | 0.500 | 12.7 | 0.031 | 0.8 | 0.750 | 19.1 | 0.381 | 9.7 | 0.480 | 12.2 | 1.055 | 26.8 | 4000 |

GRC Series Stepped Grommet

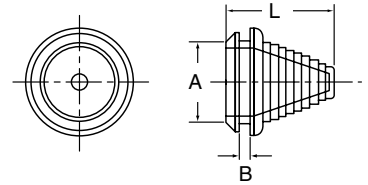


Specifications:

- Material: Flexible PVC
- Color: Black

Features:

- Protects wires, cables, tubing, hoses
- Accommodates a range of cable sizes
- Can be used as a blanking plug until cut



| Item No. | Panel Hole Size A | | Panel Thickness B | | Length L | | Cable Range | | Bulk Pack Qty. |
|----------|-------------------|------|-------------------|-----|----------|------|---------------|-------------|----------------|
| | in | mm | in | mm | in | mm | in | mm | |
| 1251347 | 0.500 | 12.7 | 0.120 | 3.0 | 1.270 | 32.5 | 0.200 - 0.350 | 5.0 - 9.0 | 1000 |
| 1251348 | 0.830 | 21.0 | 0.120 | 3.0 | 1.080 | 27.5 | 0.200 - 0.670 | 5.0 - 17.0 | 1000 |
| 1251349 | 1.020 | 26.0 | 0.120 | 3.0 | 1.160 | 29.5 | 0.390 - 0.870 | 10.0 - 22.0 | 1000 |

HG Series TPE Flexible Hole Grommet

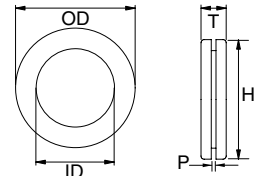


Specifications:

- Material: UL94 HB TPE
- Color: Black
- Temperature Range: -58°F to 203°F (-50°C - 95°C)

Features:

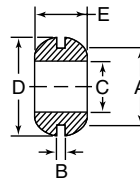
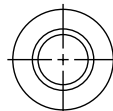
- Suitable for outdoor use in accordance with UL 746C



| Item No. | Mounting Hole H | | Panel Thickness P | | ID | | OD | | Thickness T | | Bulk Pack Qty. |
|----------|-----------------|------|-------------------|-----|-------|------|-------|------|-------------|-----|----------------|
| | in | mm | in | mm | in | mm | in | mm | in | mm | |
| HG-2 | 0.190 | 4.8 | 0.063 | 1.6 | 0.125 | 3.2 | 0.313 | 8.0 | 0.252 | 6.4 | 1000 |
| HG-2.5 | 0.252 | 6.4 | 0.063 | 1.6 | 0.156 | 4.0 | 0.375 | 9.5 | 0.248 | 6.3 | 1000 |
| HG-3 | 0.305 | 7.7 | 0.032 | 0.8 | 0.188 | 4.8 | 0.430 | 10.9 | 0.188 | 4.8 | 1000 |
| HG-3.5 | 0.315 | 8.0 | 0.063 | 1.6 | 0.219 | 5.5 | 0.430 | 10.9 | 0.217 | 5.5 | 1000 |
| HG-4 | 0.375 | 9.5 | 0.094 | 2.4 | 0.250 | 6.4 | 0.559 | 14.2 | 0.276 | 7.0 | 1000 |
| HG-5 | 0.430 | 10.9 | 0.063 | 1.6 | 0.313 | 8.0 | 0.562 | 14.3 | 0.188 | 4.8 | 1000 |
| HG-17 | 0.433 | 11.0 | 0.079 | 2.0 | 0.313 | 8.0 | 0.630 | 16.0 | 0.276 | 7.0 | 1000 |
| HG-6 | 0.492 | 12.5 | 0.063 | 1.6 | 0.375 | 9.5 | 0.669 | 17.0 | 0.276 | 7.0 | 1000 |
| HG-8 | 0.660 | 16.8 | 0.063 | 1.6 | 0.495 | 12.6 | 0.846 | 21.5 | 0.250 | 6.4 | 1000 |
| HG-9 | 0.675 | 17.1 | 0.063 | 1.6 | 0.558 | 14.2 | 0.875 | 22.2 | 0.188 | 4.8 | 1000 |
| HG-11 | 0.735 | 18.7 | 0.063 | 1.6 | 0.672 | 17.1 | 0.933 | 23.7 | 0.188 | 4.8 | 1000 |
| HG-10 | 0.742 | 18.8 | 0.063 | 1.6 | 0.610 | 15.5 | 0.875 | 22.2 | 0.219 | 5.6 | 1000 |
| HG-18 | 0.748 | 19.0 | 0.094 | 2.4 | 0.500 | 12.7 | 0.954 | 24.0 | 0.280 | 7.1 | 1000 |
| HG-12 | 0.976 | 24.8 | 0.063 | 1.6 | 0.734 | 18.6 | 1.234 | 31.3 | 0.313 | 8.0 | 1000 |
| HG-14 | 0.990 | 25.1 | 0.063 | 1.6 | 0.860 | 21.8 | 1.188 | 30.2 | 0.313 | 8.0 | 1000 |
| HG-16 | 1.240 | 31.5 | 0.063 | 1.6 | 0.970 | 24.6 | 1.500 | 38.1 | 0.313 | 8.0 | 1000 |



**GRO Series
Flexible Hole
Grommet**



Specifications:

- Material: See Table
- Color: Black

Features:

- Standard PVC material is non-staining; resistant to ozone, acids, and sunlight; with excellent aging qualities

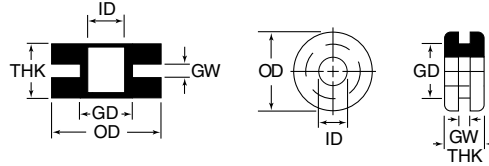


| Item No. | PVC | TPR | Panel Hole Size A | | Panel Thickness B | | ID C | | OD D | | Overall Height E | | PVC Shore A Rating | Bulk Pack Qty. |
|------------|---------|-------|-------------------|-------|-------------------|-------|------|-------|------|-------|------------------|----|--------------------|----------------|
| | | | in | mm | in | mm | in | mm | in | mm | in | mm | | |
| GRO018031A | • 15057 | 0.188 | 4.8 | 0.031 | 0.8 | 0.109 | 2.8 | 0.315 | 8.0 | 0.188 | 4.8 | 55 | 10000 | |
| GRO018061A | • 15058 | 0.188 | 4.8 | 0.063 | 1.6 | 0.125 | 3.2 | 0.315 | 8.0 | 0.250 | 6.4 | 55 | 10000 | |
| GRO023041A | — | 0.234 | 6.0 | 0.047 | 1.2 | 0.125 | 3.2 | 0.346 | 8.8 | 0.156 | 4.0 | 55 | 10000 | |
| GRO025031A | • 15060 | 0.252 | 6.4 | 0.031 | 0.8 | 0.156 | 4.0 | 0.375 | 9.5 | 0.156 | 4.0 | 43 | 10000 | |
| GRO025061A | • 15059 | 0.252 | 6.4 | 0.063 | 1.6 | 0.156 | 4.0 | 0.375 | 9.5 | 0.248 | 6.3 | 55 | 10000 | |
| — | • 15061 | 0.252 | 6.4 | 0.063 | 1.6 | 0.188 | 4.8 | 0.375 | 9.5 | 0.276 | 7.0 | — | 10000 | |
| GRO025062A | — | 0.252 | 6.4 | 0.063 | 1.6 | 0.188 | 4.8 | 0.375 | 9.5 | 0.281 | 7.1 | 55 | 10000 | |
| GRO025121A | • 15062 | 0.252 | 6.4 | 0.118 | 3.0 | 0.156 | 4.0 | 0.375 | 9.5 | 0.315 | 8.0 | 43 | 10000 | |
| GRO028091A | — | 0.281 | 7.1 | 0.094 | 2.4 | 0.188 | 4.8 | 0.438 | 11.1 | 0.281 | 7.1 | 55 | 10000 | |
| GRO031121A | — | 0.313 | 7.9 | 0.063 | 1.6 | 0.118 | 3.0 | 0.433 | 11.0 | 0.315 | 8.0 | 55 | 10000 | |
| — | • 15064 | 0.315 | 8.0 | 0.031 | 0.8 | 0.188 | 4.8 | 0.433 | 11.0 | 0.188 | 4.8 | 55 | 10000 | |
| GRO031061A | — | 0.315 | 8.0 | 0.031 | 0.8 | 0.216 | 5.5 | 0.433 | 11.0 | 0.216 | 5.5 | 43 | 10000 | |
| — | • 15065 | 0.315 | 8.0 | 0.063 | 1.6 | 0.216 | 5.5 | 0.433 | 11.0 | 0.216 | 5.5 | — | 10000 | |
| GRO031031A | — | 0.315 | 8.0 | 0.031 | 0.8 | 0.188 | 4.8 | 0.433 | 11.0 | 0.188 | 4.8 | 55 | 10000 | |
| — | • 15072 | 0.375 | 9.5 | 0.014 | 1.2 | 0.276 | 7.0 | 0.543 | 13.8 | 0.156 | 4.0 | — | 10000 | |
| — | • 15067 | 0.375 | 9.5 | 0.063 | 1.6 | 0.188 | 4.8 | 0.492 | 12.5 | 0.268 | 6.8 | — | 10000 | |
| GRO037061A | • 15069 | 0.375 | 9.5 | 0.063 | 1.6 | 0.250 | 6.4 | 0.559 | 14.2 | 0.250 | 6.4 | 55 | 10000 | |
| GRO037091A | — | 0.375 | 9.5 | 0.063 | 1.6 | 0.250 | 6.4 | 0.559 | 14.2 | 0.276 | 7.0 | 55 | 10000 | |
| — | • 15073 | 0.375 | 9.5 | 0.063 | 1.6 | 0.315 | 8.0 | 0.559 | 14.2 | 0.188 | 4.8 | — | 10000 | |
| — | • 15074 | 0.375 | 9.5 | 0.063 | 1.6 | 0.315 | 8.0 | 0.559 | 14.2 | 0.315 | 8.0 | — | 10000 | |
| GRO031041A | — | 0.375 | 9.5 | 0.047 | 1.2 | 0.219 | 5.6 | 0.438 | 11.1 | 0.156 | 4.0 | 55 | 10000 | |
| — | • 15068 | 0.375 | 9.5 | 0.095 | 2.4 | 0.250 | 6.4 | 0.559 | 14.2 | 0.276 | 7.0 | — | 10000 | |
| GRO037041A | — | 0.375 | 9.5 | 0.047 | 1.2 | 0.281 | 7.1 | 0.563 | 14.3 | 0.188 | 4.8 | 55 | 10000 | |
| — | • 15071 | 0.402 | 10.2 | 0.047 | 1.2 | 0.276 | 7.0 | 0.543 | 13.8 | 0.177 | 4.5 | — | 10000 | |
| GRO040061A | — | 0.406 | 10.3 | 0.063 | 1.6 | 0.283 | 7.2 | 0.563 | 14.3 | 0.156 | 4.0 | 55 | 10000 | |
| GRO043061A | • 15075 | 0.433 | 11.0 | 0.063 | 1.6 | 0.315 | 8.0 | 0.559 | 14.2 | 0.188 | 4.8 | 55 | 10000 | |
| — | • 15076 | 0.433 | 11.0 | 0.063 | 1.6 | 0.315 | 8.0 | 0.559 | 14.2 | 0.315 | 8.0 | — | 10000 | |
| — | • 15078 | 0.433 | 11.0 | 0.063 | 1.6 | 0.315 | 8.0 | 0.630 | 16.0 | 0.250 | 6.4 | — | 10000 | |
| GRO046071A | — | 0.469 | 11.9 | 0.078 | 2.0 | 0.378 | 9.6 | 0.688 | 17.5 | 0.266 | 6.8 | 55 | 10000 | |
| — | • 15079 | 0.492 | 12.5 | 0.063 | 1.6 | 0.250 | 6.4 | 0.630 | 16.0 | 0.315 | 8.0 | — | 10000 | |
| — | • 15080 | 0.492 | 12.5 | 0.063 | 1.6 | 0.315 | 8.0 | 0.630 | 16.0 | 0.250 | 6.4 | — | 10000 | |
| GRO050061A | • 15084 | 0.492 | 12.5 | 0.063 | 1.6 | 0.375 | 9.5 | 0.669 | 17.0 | 0.276 | 7.0 | 55 | 10000 | |
| — | • 15086 | 0.492 | 12.5 | 0.063 | 1.6 | 0.433 | 11.0 | 0.478 | 19.0 | 0.250 | 6.4 | — | 10000 | |
| GRO050121A | • 15081 | 0.492 | 12.5 | 0.118 | 3.0 | 0.315 | 8.0 | 0.630 | 16.0 | 0.315 | 8.0 | 55 | 10000 | |
| GRO050122A | • 15083 | 0.492 | 12.5 | 0.118 | 3.0 | 0.375 | 9.5 | 0.669 | 17.0 | 0.346 | 8.8 | 55 | 10000 | |
| GRO056061A | • 15087 | 0.559 | 14.2 | 0.063 | 1.6 | 0.433 | 11.0 | 0.748 | 19.0 | 0.250 | 6.4 | 55 | 10000 | |
| GRO062031A | — | 0.625 | 15.9 | 0.031 | 0.8 | 0.438 | 11.1 | 0.748 | 19.0 | 0.375 | 9.5 | 55 | 10000 | |
| GRO062041A | • 15089 | 0.629 | 16.0 | 0.047 | 1.2 | 0.493 | 12.5 | 0.807 | 20.5 | 0.276 | 7.0 | 55 | 10000 | |
| GRO068031A | — | 0.688 | 17.5 | 0.031 | 0.8 | 0.563 | 14.3 | 0.875 | 22.2 | 0.281 | 7.1 | 55 | 10000 | |
| GRO068061A | • 15090 | 0.688 | 17.5 | 0.063 | 1.6 | 0.493 | 12.5 | 0.866 | 22.0 | 0.250 | 6.4 | 55 | 8000 | |
| GRO068062A | — | 0.688 | 17.5 | 0.063 | 1.6 | 0.559 | 14.2 | 0.866 | 22.0 | 0.188 | 4.8 | 55 | 10000 | |
| GRO068121A | — | 0.688 | 17.5 | 0.125 | 3.2 | 0.500 | 12.7 | 0.875 | 22.2 | 0.313 | 7.9 | 55 | 8000 | |
| — | • 15096 | 0.748 | 19.0 | 0.063 | 1.6 | 0.492 | 12.5 | 1.004 | 25.5 | 0.250 | 6.4 | — | 2500 | |
| GRO075061A | — | 0.748 | 19.0 | 0.063 | 1.6 | 0.629 | 16.0 | 0.866 | 22.0 | 0.216 | 5.5 | 55 | 10000 | |
| — | • 15093 | 0.748 | 19.0 | 0.063 | 1.6 | 0.629 | 16.0 | 0.945 | 24.0 | 0.236 | 6.0 | — | 7000 | |
| GRO075062A | — | 0.748 | 19.0 | 0.063 | 1.6 | 0.689 | 17.5 | 0.945 | 24.0 | 0.188 | 4.8 | 55 | 10000 | |
| — | • 15095 | 0.787 | 20.0 | 0.063 | 1.6 | 0.630 | 16.0 | 0.945 | 24.0 | 0.256 | 6.5 | — | 7000 | |
| GRO081041A | — | 0.807 | 20.5 | 0.047 | 1.2 | 0.630 | 16.0 | 1.063 | 27.0 | 0.315 | 8.0 | 55 | 4000 | |
| — | • 15098 | 0.807 | 20.5 | 0.047 | 1.2 | 0.630 | 16.0 | 1.063 | 27.0 | 0.315 | 8.0 | — | 10000 | |
| GRO087121A | — | 0.875 | 22.3 | 0.125 | 3.2 | 0.625 | 15.9 | 1.063 | 27.0 | 0.375 | 9.5 | 55 | 4000 | |
| GRO100041A | — | 1.000 | 25.4 | 0.047 | 1.2 | 0.728 | 18.5 | 1.236 | 31.4 | 0.297 | 7.5 | 55 | 2000 | |
| GRO100061A | • 15099 | 1.000 | 25.4 | 0.063 | 1.6 | 0.728 | 18.5 | 1.236 | 31.4 | 0.315 | 8.0 | 55 | 4000 | |
| GRO100062A | — | 1.000 | 25.2 | 0.063 | 1.6 | 0.866 | 22.0 | 1.181 | 30.0 | 0.315 | 8.0 | 55 | 4000 | |
| — | • 15101 | 1.000 | 25.5 | 0.063 | 1.6 | 0.866 | 22.0 | 1.181 | 30.0 | 0.315 | 8.0 | — | 10000 | |
| GRO100121A | - | 1.000 | 25.4 | 0.125 | 3.2 | 0.750 | 19.1 | 1.250 | 31.8 | 0.375 | 9.5 | 55 | 2000 | |
| GRO125061A | • 15102 | 1.220 | 31.0 | 0.063 | 1.6 | 1.000 | 25.4 | 1.496 | 38.0 | 0.307 | 7.8 | 55 | 2000 | |
| GRO125031A | — | 1.260 | 32.0 | 0.031 | 0.8 | 1.000 | 25.4 | 1.750 | 44.5 | 0.250 | 6.4 | 55 | 2000 | |
| GRO125121A | — | 1.250 | 31.8 | 0.125 | 3.2 | 1.000 | 25.4 | 1.500 | 38.1 | 0.359 | 9.1 | 55 | 2000 | |
| GRO150061A | • 15105 | 1.457 | 37.0 | 0.063 | 1.6 | 1.228 | 31.2 | 1.791 | 45.5 | 0.375 | 9.5 | 55 | 1000 | |
| GRO150121A | • 15104 | 1.500 | 38.0 | 0.118 | 3.0 | 1.250 | 32.0 | 1.813 | 46.0 | 0.438 | 11.0 | 55 | 1000 | |
| GRO175061A | — | 1.750 | 44.5 | 0.063 | 1.6 | 1.500 | 38.1 | 2.000 | 50.8 | 0.375 | 9.5 | 55 | 1000 | |
| GRO175121A | — | 1.750 | 44.5 | 0.125 | 3.2 | 1.500 | 38.1 | 2.000 | 50.8 | 0.375 | 9.5 | 55 | 1000 | |
| GRO200061A | • 15106 | 2.000 | 50.0 | 0.063 | 1.6 | 1.750 | 45.0 | 2.375 | 60.0 | 0.406 | 10.0 | 55 | 500 | |
| GRO200121A | — | 2.000 | 50.8 | 0.125 | 3.2 | 1.750 | 44.5 | 2.375 | 60.3 | 0.469 | 11.9 | 55 | 500 | |



GROMMETS

GR Series Rubber Hole Grommets




Specifications:

- Material: SBR (Styrene Butadiene) 60 Durometer
- Color: Black
- Tensile Range: 30 - 100psi
- Temperature Range: 225°F to -50°F (107°C to -46°C)

Features:

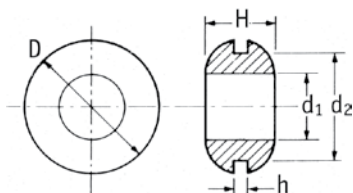
- Protects wires, cables, tubing, and hoses
- Installs instantly by simply snapping into hole
- Excellent adhesion, designed to fit standard sheet metal holes



| Item No. | Panel Hole GD | | Panel Thickness GW | | ID | | OD | | Overall Thickness THK | | Bulk Pack Qty. |
|----------|---------------|------|--------------------|------|-------|-------|-------|-------|-----------------------|------|----------------|
| | in | mm | in | mm | in | mm | in | mm | in | mm | |
| GR3001A | 0.250 | 6.4 | 0.063 | 1.6 | 0.125 | 3.2 | 0.344 | 8.7 | 0.188 | 4.8 | 15000 |
| GR3041A | 0.250 | 6.4 | 0.063 | 1.6 | 0.156 | 4.0 | 0.375 | 9.5 | 0.188 | 4.8 | 12000 |
| GR3053A | 0.281 | 7.2 | 0.094 | 2.4 | 0.188 | 4.8 | 0.438 | 11.1 | 0.219 | 5.6 | 8000 |
| GR3081A | 0.313 | 7.9 | 0.063 | 1.6 | 0.188 | 4.8 | 0.438 | 11.1 | 0.188 | 4.8 | 10000 |
| GR3047A | 0.313 | 7.9 | 0.063 | 1.6 | 0.219 | 5.6 | 0.438 | 11.1 | 0.188 | 4.8 | 15000 |
| GR3401A | 0.313 | 7.9 | 0.094 | 2.4 | 0.109 | 2.8 | 0.500 | 12.7 | 0.219 | 5.6 | 5000 |
| GR3146A | 0.313 | 7.9 | 0.125 | 3.2 | 0.188 | 4.8 | 0.438 | 11.1 | 0.250 | 6.4 | 10000 |
| GR3105A | 0.313 | 7.9 | 0.250 | 6.4 | 0.188 | 4.8 | 0.438 | 11.1 | 0.375 | 9.5 | 5000 |
| GR3165A | 0.375 | 9.5 | 0.063 | 1.6 | 0.250 | 6.4 | 0.563 | 14.3 | 0.250 | 6.4 | 6000 |
| GR3164A | 0.375 | 9.5 | 0.094 | 2.4 | 0.250 | 6.4 | 0.500 | 12.7 | 0.250 | 6.4 | 5000 |
| GR3166A | 0.375 | 9.5 | 0.125 | 3.2 | 0.250 | 6.4 | 0.500 | 12.7 | 0.281 | 7.2 | 5000 |
| GR3028A | 0.375 | 9.5 | 0.188 | 4.8 | 0.188 | 4.8 | 0.625 | 15.9 | 0.375 | 9.5 | 3300 |
| GR3009A | 0.375 | 9.5 | 0.375 | 9.5 | 0.313 | 7.9 | 0.563 | 14.3 | 0.500 | 12.7 | 3000 |
| GR3400A | 0.406 | 10.3 | 0.125 | 3.2 | 0.266 | 6.8 | 0.625 | 15.9 | 0.375 | 9.5 | 6000 |
| GR3002A | 0.438 | 11.1 | 0.063 | 1.6 | 0.250 | 6.4 | 0.625 | 15.9 | 0.188 | 4.8 | 5000 |
| GR3104A | 0.438 | 11.1 | 0.094 | 2.4 | 0.313 | 7.9 | 0.625 | 15.9 | 0.313 | 7.9 | 4000 |
| GR3127A | 0.438 | 11.1 | 0.188 | 4.8 | 0.250 | 6.4 | 0.625 | 15.9 | 0.313 | 7.9 | 2500 |
| GR3384A | 0.465 | 11.8 | 0.095 | 2.4 | 0.250 | 6.4 | 0.765 | 19.4 | 0.294 | 7.5 | 5000 |
| GR3027A | 0.469 | 11.9 | 0.250 | 6.4 | 0.250 | 6.4 | 0.625 | 15.9 | 0.500 | 12.7 | 5000 |
| GR3016A | 0.500 | 12.7 | 0.125 | 3.2 | 0.375 | 9.5 | 0.625 | 15.9 | 0.406 | 10.3 | 7000 |
| GR3250A | 0.500 | 12.7 | 0.125 | 3.2 | 0.375 | 9.5 | 0.625 | 15.9 | 0.313 | 7.9 | 7000 |
| GR3091A | 0.500 | 12.7 | 0.188 | 4.8 | 0.250 | 6.4 | 0.625 | 15.9 | 0.438 | 11.1 | 3500 |
| GR3033A | 0.500 | 12.7 | 0.250 | 6.4 | 0.375 | 9.5 | 0.750 | 19.1 | 0.500 | 12.7 | 4800 |
| GR3209A | 0.500 | 12.7 | 0.375 | 9.5 | 0.375 | 9.5 | 0.625 | 15.9 | 0.625 | 15.9 | 5500 |
| GR3017A | 0.531 | 13.5 | 0.125 | 3.2 | 0.375 | 9.5 | 0.750 | 19.1 | 0.375 | 9.5 | 5000 |
| GR3065A | 0.563 | 14.3 | 0.063 | 1.6 | 0.313 | 7.9 | 0.813 | 20.6 | 0.313 | 7.9 | 4000 |
| GR3035A | 0.563 | 14.3 | 0.188 | 4.8 | 0.375 | 9.5 | 0.813 | 20.6 | 0.375 | 9.5 | 5000 |
| GR3123A | 0.563 | 14.3 | 0.375 | 9.5 | 0.375 | 9.5 | 0.750 | 19.1 | 0.750 | 19.1 | 2000 |
| GR3076A | 0.625 | 15.9 | 0.063 | 1.6 | 0.375 | 9.5 | 0.875 | 22.2 | 0.313 | 7.9 | 5000 |
| GR3150A | 0.625 | 15.9 | 0.125 | 3.2 | 0.375 | 9.5 | 0.875 | 22.2 | 0.375 | 9.5 | 4000 |
| GR3110A | 0.625 | 15.9 | 0.250 | 6.4 | 0.375 | 9.5 | 0.875 | 22.2 | 0.500 | 12.7 | 2700 |
| GR3183A | 0.625 | 15.9 | 0.375 | 9.5 | 0.406 | 10.3 | 0.813 | 20.6 | 0.625 | 15.9 | 2000 |
| GR3131A | 0.688 | 17.5 | 0.188 | 4.8 | 0.438 | 11.1 | 0.938 | 23.8 | 0.438 | 11.1 | 3000 |
| GR3218A | 0.750 | 19.1 | 0.156 | 4.0 | 0.500 | 12.7 | 0.938 | 23.8 | 0.406 | 10.3 | 3000 |
| GR3132A | 0.813 | 20.6 | 0.188 | 4.8 | 0.500 | 12.7 | 1.063 | 27.0 | 0.438 | 11.1 | 2000 |
| GR3134A | 0.813 | 20.6 | 0.188 | 4.8 | 0.563 | 14.3 | 1.063 | 27.0 | 0.438 | 11.1 | 1600 |
| GR3113A | 0.813 | 20.6 | 0.250 | 6.4 | 0.563 | 14.3 | 1.063 | 27.0 | 0.500 | 12.7 | 1500 |
| GR3080A | 0.875 | 22.2 | 0.063 | 1.6 | 0.625 | 15.9 | 1.125 | 28.6 | 0.313 | 7.9 | 2500 |
| GR3155A | 0.875 | 22.2 | 0.125 | 3.2 | 0.625 | 15.88 | 1.125 | 28.58 | 0.375 | 9.53 | 2400 |
| GR3100A | 0.875 | 22.2 | 0.188 | 4.8 | 0.563 | 14.3 | 1.063 | 27.0 | 0.438 | 11.1 | 2500 |
| GR3135A | 0.875 | 22.2 | 0.188 | 4.8 | 0.625 | 15.9 | 1.125 | 28.6 | 0.438 | 11.1 | 2000 |
| GR3114A | 0.875 | 22.2 | 0.250 | 6.4 | 0.625 | 15.9 | 1.125 | 28.6 | 0.500 | 12.7 | 1500 |
| GR3101A | 0.875 | 22.2 | 0.375 | 9.5 | 0.563 | 14.3 | 1.063 | 27.0 | 0.625 | 15.9 | 1500 |
| GR3342A | 0.969 | 24.6 | 0.375 | 9.5 | 0.688 | 17.5 | 1.313 | 33.3 | 0.625 | 15.9 | 1000 |
| GR3068A | 1.000 | 25.4 | 0.063 | 1.6 | 0.688 | 17.5 | 1.313 | 33.3 | 0.375 | 9.5 | 1500 |
| GR3156A | 1.000 | 25.4 | 0.125 | 3.2 | 0.688 | 17.5 | 1.313 | 33.3 | 0.438 | 11.1 | 1500 |
| GR3136A | 1.000 | 25.4 | 0.188 | 4.8 | 0.688 | 17.5 | 1.313 | 33.3 | 0.500 | 12.7 | 1500 |
| GR3115A | 1.000 | 25.4 | 0.250 | 6.4 | 0.688 | 17.5 | 1.313 | 33.3 | 0.563 | 14.3 | 1200 |
| GR3390A | 1.000 | 25.4 | 0.250 | 6.4 | 0.875 | 22.2 | 1.250 | 31.8 | 0.625 | 15.9 | 1000 |
| GR3219A | 1.000 | 25.4 | 0.266 | 6.8 | 0.500 | 12.7 | 1.375 | 34.9 | 0.500 | 12.7 | 1100 |
| GR3031A | 1.063 | 27.0 | 0.063 | 1.6 | 0.750 | 19.1 | 1.375 | 34.9 | 0.375 | 9.5 | 1000 |
| GR3157A | 1.063 | 27.0 | 0.125 | 3.2 | 0.750 | 19.1 | 1.375 | 34.9 | 0.438 | 11.1 | 1400 |
| GR3137A | 1.063 | 27.0 | 0.188 | 4.8 | 0.750 | 19.1 | 1.375 | 34.9 | 0.500 | 12.7 | 1000 |
| GR3116A | 1.063 | 27.0 | 0.250 | 6.4 | 0.750 | 19.1 | 1.375 | 34.9 | 0.563 | 14.3 | 1200 |
| GR3246A | 1.188 | 30.2 | 0.141 | 3.6 | 0.875 | 22.2 | 1.375 | 34.9 | 0.406 | 10.3 | 1800 |
| GR3158A | 1.250 | 31.8 | 0.125 | 3.2 | 0.750 | 19.1 | 1.625 | 41.3 | 0.313 | 7.9 | 1300 |
| GR3160A | 1.250 | 31.8 | 0.125 | 3.2 | 0.875 | 22.2 | 1.625 | 41.3 | 0.500 | 12.7 | 850 |
| GR3259A | 1.250 | 31.8 | 0.125 | 3.2 | 0.875 | 22.2 | 1.562 | 39.7 | 0.750 | 19.1 | 550 |
| GR3138A | 1.250 | 31.8 | 0.188 | 4.8 | 0.875 | 22.2 | 1.625 | 41.3 | 0.563 | 14.3 | 750 |
| GR3117A | 1.250 | 31.8 | 0.250 | 6.4 | 0.750 | 19.1 | 1.625 | 41.3 | 0.438 | 11.1 | 1000 |
| GR3118A | 1.250 | 31.8 | 0.250 | 6.4 | 0.875 | 22.2 | 1.625 | 41.3 | 0.625 | 15.9 | 800 |
| GR3062A | 1.250 | 31.8 | 0.250 | 6.4 | 1.000 | 25.4 | 1.500 | 38.1 | 0.500 | 12.7 | 1000 |
| GR3410A | 1.250 | 31.8 | 0.470 | 11.9 | 0.750 | 19.1 | 1.500 | 38.1 | 0.660 | 16.8 | 600 |
| GR3072A | 1.375 | 34.9 | 0.063 | 1.6 | 1.000 | 25.4 | 1.750 | 44.5 | 0.438 | 11.1 | 700 |
| GR3161A | 1.375 | 34.9 | 0.125 | 3.2 | 1.000 | 25.4 | 1.750 | 44.5 | 0.500 | 12.7 | 700 |
| GR3139A | 1.375 | 34.9 | 0.188 | 4.8 | 1.000 | 25.4 | 1.750 | 44.5 | 0.563 | 14.3 | 500 |
| GR3119A | 1.375 | 34.9 | 0.250 | 6.4 | 1.000 | 25.4 | 1.750 | 44.5 | 0.625 | 15.9 | 500 |
| GR3064A | 1.500 | 38.1 | 0.063 | 1.6 | 1.125 | 28.6 | 1.875 | 47.6 | 0.375 | 9.5 | 700 |
| GR3180A | 1.500 | 38.1 | 0.156 | 4.0 | 1.188 | 30.2 | 1.750 | 44.5 | 0.406 | 10.3 | 800 |
| GR3262A | 1.500 | 38.1 | 0.250 | 6.4 | 1.250 | 31.8 | 2.000 | 50.8 | 0.516 | 13.1 | 500 |
| GR3267A | 1.500 | 38.1 | 0.250 | 6.4 | 1.250 | 31.8 | 1.750 | 44.5 | 0.500 | 12.7 | 600 |
| GR3087A | 1.625 | 41.3 | 0.063 | 1.6 | 0.875 | 22.2 | 2.000 | 50.8 | 0.438 | 11.1 | 600 |
| GR3383A | 1.625 | 41.3 | 0.125 | 3.2 | 1.375 | 34.9 | 1.875 | 47.6 | 0.406 | 10.3 | 750 |
| GR3266A | 1.625 | 41.3 | 0.188 | 4.8 | 1.250 | 31.8 | 1.875 | 47.6 | 0.500 | 12.7 | 700 |
| GR3173A | 1.703 | 43.3 | 0.516 | 13.1 | 1.500 | 38.1 | 2.094 | 53.2 | 0.752 | 19.1 | 400 |
| GR3073A | 1.750 | 44.5 | 0.063 | 1.6 | 1.500 | 38.1 | 2.125 | 54.0 | 0.438 | 11.1 | 500 |
| GR3409A | 1.750 | 44.5 | 0.075 | 1.9 | 1.625 | 41.3 | 2.100 | 53.3 | 0.260 | 6.6 | 900 |
| GR3163A | 1.750 | 44.5 | 0.125 | 3.2 | 1.500 | 38.1 | 2.125 | 54.0 | 0.500 | 12.7 | 600 |
| GR3141A | 1.750 | 44.5 | 0.188 | 4.8 | 1.500 | 38.1 | 2.125 | 54.0 | 0.563 | 14.3 | 500 |
| GR3121A | 1.750 | 44.5 | 0.250 | 6.4 | 1.500 | 38.1 | 2.125 | 54.0 | 0.625 | 15.9 | 400 |
| GR3295A | 1.750 | 44.5 | 0.375 | 9.5 | 1.500 | 38.1 | 2.125 | 54.0 | 0.750 | 19.1 | 300 |
| GR3301A | 2.000 | 50.8 | 0.094 | 2.4 | 1.500 | 38.1 | 2.375 | 60.3 | 0.375 | 9.5 | 450 |
| GR3239A | 2.000 | 50.8 | 0.188 | 4.8 | 1.625 | 41.3 | 2.250 | 57.2 | 0.750 | 19.1 | 600 |
| GR3296A | 2.000 | 50.8 | 0.250 | 6.4 | 1.750 | 44.5 | 2.500 | 63.5 | 0.531 | 13.5 | 300 |
| GR3334A | 2.000 | 50.8 | 0.250 | 6.4 | 1.750 | 44.5 | 2.500 | 63.5 | 0.560 | 14.2 | 300 |
| GR3145A | 2.500 | 63.5 | 0.063 | 1.6 | 2.125 | 54.0 | 2.875 | 73.0 | 0.438 | 11.1 | 300 |
| GR3318A | 2.500 | 63.5 | 0.250 | 6.4 | 2.000 | 50.8 | 3.000 | 76.2 | 0.563 | 14.3 | 200 |
| GR3404A | 2.500 | 63.5 | 0.250 | 6.4 | 2.250 | 57.2 | 3.000 | 76.2 | 0.625 | 15.9 | 175 |
| GR3405A | 2.500 | 63.5 | 0.328 | 8.3 | 2.250 | 57.2 | 3.000 | 76.2 | 0.719 | 18.3 | 175 |
| GR3406A | 2.500 | 63.5 | 0.375 | 9.5 | 2.250 | 57.2 | 3.000 | 76.2 | 0.750 | 19.1 | 175 |



Metric Hole Grommet



Specifications:

- Material: See Table
- Color: Black

Features:

- Protects wires, cables, tubing, and hoses
- Installs instantly by simply snapping into hole
- Excellent adhesion, designed to fit standard sheet metal holes
- EPDM is a heat resistant material for use in extreme temperature environments: -40° - 257°F

| Item No. | | Mounting Hole d2 | Panel Hole Thickness h | | d1 | D | H | Bulk Pack Qty. |
|----------|--------|------------------|------------------------|------|------|------|------|----------------|
| PVC | EPDM | mm | mm | | | | | |
| 498021 | 498062 | 5.0 | 1.0 | 2.0 | 8.0 | 4.0 | 1000 | |
| 498022 | 498063 | 5.0 | 1.5 | 2.0 | 8.0 | 4.5 | 1000 | |
| 498023 | 498064 | 5.0 | 2.0 | 2.0 | 8.0 | 5.0 | 1000 | |
| 498024 | 498065 | 5.0 | 1.0 | 3.0 | 8.0 | 4.0 | 1000 | |
| 498025 | 498066 | 5.0 | 1.5 | 3.0 | 8.0 | 4.5 | 1000 | |
| 498026 | 498067 | 5.0 | 2.0 | 3.0 | 8.0 | 5.0 | 1000 | |
| 498027 | 498068 | 7.0 | 1.5 | 3.0 | 10.0 | 6.0 | 500 | |
| 498028 | 498070 | 8.0 | 1.0 | 4.0 | 11.0 | 8.0 | 500 | |
| 498029 | 498071 | 8.0 | 2.0 | 4.0 | 11.0 | 6.0 | 500 | |
| 498030 | 498072 | 8.0 | 3.0 | 4.0 | 11.0 | 7.0 | 500 | |
| 498031 | 498073 | 8.0 | 1.0 | 6.0 | 11.0 | 5.0 | 500 | |
| 498032 | 498074 | 8.0 | 2.0 | 6.0 | 11.0 | 6.0 | 500 | |
| — | 498075 | 9.0 | 1.0 | 6.0 | 12.0 | 5.0 | 500 | |
| — | 498076 | 9.0 | 1.5 | 6.0 | 12.0 | 5.5 | 500 | |
| — | 498077 | 9.0 | 2.0 | 6.0 | 12.0 | 6.0 | 500 | |
| — | 498078 | 9.0 | 3.0 | 6.0 | 12.0 | 7.0 | 500 | |
| — | 498079 | 9.0 | 4.0 | 6.0 | 12.0 | 8.0 | 500 | |
| 498033 | 498080 | 10.0 | 1.0 | 6.0 | 14.0 | 6.0 | 500 | |
| 498034 | 498081 | 10.0 | 1.5 | 6.0 | 14.0 | 6.5 | 500 | |
| 498035 | 498082 | 10.0 | 2.0 | 6.0 | 14.0 | 7.0 | 500 | |
| 498036 | 498083 | 10.0 | 3.0 | 6.0 | 14.0 | 8.0 | 500 | |
| 498037 | 498084 | 10.0 | 1.0 | 8.0 | 14.0 | 6.0 | 500 | |
| 498038 | 498085 | 10.0 | 1.5 | 8.0 | 14.0 | 6.5 | 500 | |
| 498039 | 498086 | 10.0 | 2.0 | 8.0 | 14.0 | 7.0 | 500 | |
| 498040 | 498087 | 10.0 | 3.0 | 8.0 | 14.0 | 8.0 | 500 | |
| — | 498088 | 11.0 | 1.0 | 8.0 | 16.0 | 6.0 | 250 | |
| — | 498089 | 11.0 | 2.0 | 8.0 | 16.0 | 7.0 | 250 | |
| — | 498090 | 11.0 | 3.0 | 8.0 | 16.0 | 8.0 | 250 | |
| — | 498091 | 11.0 | 4.0 | 8.0 | 16.0 | 9.0 | 250 | |
| 498041 | 498092 | 12.0 | 1.0 | 8.0 | 16.0 | 6.0 | 250 | |
| 498042 | 498093 | 12.0 | 2.0 | 8.0 | 16.0 | 7.0 | 250 | |
| 498043 | 498094 | 12.0 | 3.0 | 8.0 | 16.0 | 8.0 | 250 | |
| 498044 | 498095 | 12.0 | 4.0 | 8.0 | 16.0 | 9.0 | 250 | |
| 498045 | 498096 | 12.0 | 1.0 | 10.0 | 16.0 | 6.0 | 250 | |
| 498046 | 498097 | 12.0 | 1.5 | 10.0 | 16.0 | 6.5 | 250 | |
| 498047 | 498098 | 12.0 | 2.0 | 10.0 | 16.0 | 7.0 | 250 | |
| 498048 | 498099 | 12.0 | 3.0 | 10.0 | 16.0 | 8.0 | 250 | |
| — | 498100 | 14.0 | 1.0 | 11.0 | 18.0 | 6.0 | 250 | |
| — | 498101 | 14.0 | 2.0 | 11.0 | 18.0 | 7.0 | 250 | |
| — | 498102 | 14.0 | 3.0 | 11.0 | 18.0 | 8.0 | 250 | |
| 498049 | 498103 | 15.0 | 1.0 | 11.0 | 20.0 | 6.0 | 250 | |
| 498050 | 498104 | 15.0 | 2.0 | 11.0 | 20.0 | 7.0 | 250 | |
| 498051 | 498105 | 15.0 | 3.0 | 11.0 | 20.0 | 8.0 | 250 | |
| 498052 | 498106 | 15.0 | 4.0 | 11.0 | 20.0 | 9.0 | 250 | |
| 498053 | 498107 | 18.0 | 1.0 | 12.0 | 22.0 | 6.0 | 250 | |
| 498054 | 498108 | 18.0 | 2.0 | 12.0 | 22.0 | 7.0 | 250 | |
| 498055 | 498109 | 18.0 | 3.0 | 12.0 | 22.0 | 8.0 | 250 | |
| 498056 | 498110 | 18.0 | 4.0 | 12.0 | 22.0 | 9.0 | 250 | |
| 498057 | 498111 | 22.0 | 1.0 | 16.0 | 27.0 | 7.0 | 100 | |
| 498058 | 498112 | 22.0 | 1.5 | 16.0 | 27.0 | 7.5 | 100 | |
| 498059 | 498113 | 22.0 | 2.0 | 16.0 | 27.0 | 8.0 | 100 | |
| 498060 | 498114 | 22.0 | 3.0 | 16.0 | 27.0 | 9.0 | 100 | |
| 498061 | 498115 | 22.0 | 4.0 | 16.0 | 27.0 | 10.0 | 100 | |
| — | 198116 | 27.0 | 1.0 | 21.0 | 34.0 | 9.0 | 50 | |
| — | 498117 | 27.0 | 2.0 | 21.0 | 34.0 | 10.0 | 50 | |
| — | 498118 | 27.0 | 3.0 | 21.0 | 34.0 | 11.0 | 50 | |
| — | 498119 | 27.0 | 4.0 | 21.0 | 34.0 | 12.0 | 50 | |
| — | 498120 | 40.0 | 1.0 | 31.0 | 48.0 | 12.0 | 25 | |
| — | 498121 | 40.0 | 2.0 | 31.0 | 48.0 | 13.0 | 25 | |
| — | 498122 | 40.0 | 3.0 | 31.0 | 48.0 | 14.0 | 25 | |
| — | 498123 | 40.0 | 4.0 | 31.0 | 48.0 | 15.0 | 25 | |
| — | 498124 | 52.0 | 1.0 | 41.0 | 60.0 | 13.0 | 10 | |
| — | 498125 | 52.0 | 2.0 | 41.0 | 60.0 | 14.0 | 10 | |
| — | 498126 | 52.0 | 3.0 | 41.0 | 60.0 | 15.0 | 10 | |
| — | 498127 | 52.0 | 4.0 | 41.0 | 60.0 | 16.0 | 10 | |



GROMMETS & BUSHINGS

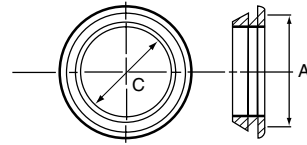
GRQ/QFG Series Quick Fit Flexible Grommet

Specifications:

- Material: Elastomer
- Color: Black

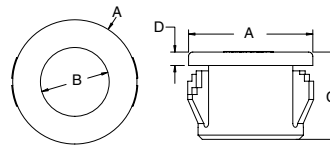
Features:

- Protects wires, cables, tubing and hoses
- Quickly snaps into hole



| Item No. | | | | Mounting Hole ØA | | C ID Ref. | | Bulk Pack Qty. |
|-----------------------------|-----------------------------|-----------------------------|-----------------------------|------------------|-----------|-----------|------|----------------|
| Panel Thickness 0.059 (1.5) | Panel Thickness 0.079 (2.0) | Panel Thickness 0.118 (3.0) | Panel Thickness 0.138 (3.5) | in | mm | in | mm | |
| 16200 | 16210 | 16220 | — | 0.394 | 10.0 | 0.236 | 6.0 | 5000 |
| QFG-16200 | — | QFG-16220 | — | 0.394 | 10.0 | 0.236 | 6.0 | 1000 |
| 16201 | 16211 | 16221 | — | 0.433 | 11.0 | 0.276 | 7.0 | 10000 |
| QFG-16201 | — | — | — | 0.433 | 11.0 | 0.276 | 7.0 | 1000 |
| 16202 | 16212 | 16222 | — | 0.472 | 12.0 | 0.315 | 8.0 | 10000 |
| — | — | QFG-16222 | — | 0.472 | 12.0 | 0.315 | 8.0 | 1000 |
| 16203 | 16213 | 16223 | — | 0.551 | 14.0 | 0.394 | 10.0 | 10000 |
| QFG-16203 | — | QFG-16223 | — | 0.551 | 14.0 | 0.394 | 10.0 | 1000 |
| 16204 | 16214 | 16224 | — | 0.630 | 16.0 | 0.472 | 12.0 | 10000 |
| QFG-16204 | — | QFG-16224 | — | 0.630 | 16.0 | 0.472 | 12.0 | 1000 |
| 16205 | 16215 | 16225 | — | 0.709 | 18.0 | 0.551 | 14.0 | 10000 |
| QFG-16205 | — | — | — | 0.709 | 18.0 | 0.551 | 14.0 | 1000 |
| — | — | — | QFG-1 | 0.728-0.787 | 18.5-20.0 | 0.512 | 13.0 | 1000 |
| 16206 | 16216 | 16226 | — | 0.787 | 20.0 | 0.630 | 16.0 | 4000 |
| 16207 | 16217 | 16227 | — | 0.866 | 22.0 | 0.709 | 18.0 | 4000 |
| QFG-16207 | — | — | — | 0.866 | 22.0 | 0.709 | 18.0 | 1000 |
| — | — | — | QFG-2 | 0.984-1.024 | 25.0-26.0 | 0.709 | 18.0 | 1000 |
| 16208 | 16218 | 16228 | — | 1.024 | 26.0 | 0.866 | 22.0 | 4000 |
| — | — | QFG-16228 | — | 1.024 | 26.0 | 0.866 | 22.0 | 1000 |
| 16209 | 16219 | 16229 | — | 1.102 | 28.0 | 0.945 | 24.0 | 2000 |
| QFG-16209 | — | QFG-16229 | — | 1.102 | 28.0 | 0.945 | 24.0 | 1000 |

PGSB/BSI Series Closed Insulation Bushing




Specifications:

- Material: UL94 V-2 Nylon 6/6
- Color: Black

Features:

- Easy to snap into common panel thicknesses
- Protects wires, cables and tubing from sharp edges of sheet metal holes

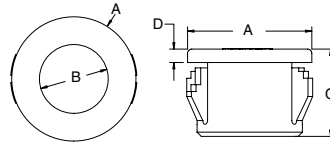


| Item No. | Approval | Ø Mounting Hole | | Panel Thickness | | OD A | | ID B | | Overall Height C | | Head Height D | | Bulk Pack Qty. |
|-----------|----------|-----------------|------|-----------------|-----------|-------|------|-------|------|------------------|------|---------------|-----|----------------|
| | | in | mm | in | mm | in | mm | in | mm | in | mm | in | mm | |
| PGSB-0305 | RU | 0.189 | 4.8 | 0.063 - 0.067 | 1.6 - 1.7 | 0.260 | 6.5 | 0.125 | 3.2 | 0.240 | 6.0 | 0.051 | 1.4 | 1000 |
| PGSB-1 | RU | 0.250 | 6.4 | 0.062 | 1.6 | 0.312 | 7.9 | 0.125 | 3.2 | 0.312 | 7.9 | 0.063 | 1.6 | 1000 |
| PGSB-2 | RU | 0.312 | 7.9 | 0.062 | 1.6 | 0.375 | 9.5 | 0.187 | 4.7 | 0.312 | 7.9 | 0.063 | 1.6 | 1000 |
| PGSB-3 | RU | 0.312 | 7.9 | 0.062 | 1.6 | 0.375 | 9.5 | 0.240 | 6.1 | 0.237 | 6.0 | 0.050 | 1.3 | 1000 |
| PGSB-4 | RU | 0.375 | 9.5 | 0.031 - 0.125 | 0.8 - 3.2 | 0.468 | 11.9 | 0.187 | 4.7 | 0.406 | 10.3 | 0.055 | 1.4 | 1000 |
| PGSB-5 | RU | 0.375 | 9.5 | 0.031 - 0.125 | 0.8 - 3.2 | 0.468 | 11.9 | 0.250 | 6.4 | 0.406 | 10.3 | 0.055 | 1.4 | 1000 |
| PGSB-0710 | RU | 0.394 | 10.0 | 0.031 - 0.125 | 0.8 - 1.6 | 0.472 | 12.0 | 0.284 | 7.2 | 0.260 | 6.6 | 0.051 | 1.3 | 1000 |
| PGSB-6 | RU | 0.437 | 11.1 | 0.031 - 0.125 | 0.8 - 3.2 | 0.531 | 13.5 | 0.270 | 6.9 | 0.406 | 10.3 | 0.055 | 1.4 | 500 |
| PGSB-7 | RU | 0.437 | 11.1 | 0.031 - 0.125 | 0.8 - 3.2 | 0.531 | 13.5 | 0.312 | 7.9 | 0.406 | 10.3 | 0.055 | 1.4 | 500 |
| PGSB-8 | RU | 0.437 | 11.1 | 0.031 - 0.125 | 0.8 - 3.2 | 0.531 | 13.5 | 0.243 | 6.4 | 0.406 | 10.3 | 0.055 | 1.4 | 500 |
| PGSB-9 | RU | 0.468 | 11.9 | 0.062 | 1.6 | 0.531 | 13.5 | 0.343 | 8.7 | 0.250 | 6.4 | 0.050 | 1.3 | 500 |
| PGSB-10 | RU | 0.500 | 12.7 | 0.031 - 0.125 | 0.8 - 3.2 | 0.578 | 14.7 | 0.250 | 6.4 | 0.406 | 10.3 | 0.063 | 1.6 | 500 |
| PGSB-11 | RU | 0.500 | 12.7 | 0.031 - 0.125 | 0.8 - 3.2 | 0.578 | 14.7 | 0.312 | 7.9 | 0.406 | 10.3 | 0.063 | 1.6 | 500 |
| PGSB-12 | RU | 0.500 | 12.7 | 0.062 | 1.6 | 0.562 | 14.3 | 0.375 | 9.5 | 0.250 | 6.4 | 0.063 | 1.6 | 500 |
| PGSB-1013 | RU | 0.512 | 13.0 | 0.031 - 0.118 | 0.8 | 0.591 | 15.0 | 0.402 | 10.2 | 0.354 | 9.0 | 0.051 | 1.3 | 500 |
| PGSB-13 | RU | 0.531 | 13.5 | 0.062 | 1.6 | 0.593 | 15.1 | 0.406 | 10.3 | 0.250 | 6.4 | 0.063 | 1.6 | 500 |
| PGSB-14 | RU | 0.562 | 14.3 | 0.031 - 0.125 | 0.8 - 3.2 | 0.656 | 16.7 | 0.312 | 7.9 | 0.406 | 10.3 | 0.063 | 1.6 | 500 |
| PGSB-15 | RU | 0.562 | 14.3 | 0.031 - 0.125 | 0.8 - 3.2 | 0.656 | 16.7 | 0.391 | 9.9 | 0.406 | 10.3 | 0.063 | 1.6 | 500 |
| PGSB-16 | RU | 0.562 | 14.3 | 0.031 - 0.125 | 0.8 - 3.2 | 0.656 | 16.7 | 0.437 | 11.1 | 0.406 | 10.3 | 0.063 | 1.6 | 500 |
| PGSB-17 | RU | 0.625 | 15.9 | 0.031 - 0.125 | 0.8 - 3.2 | 0.718 | 18.2 | 0.250 | 6.4 | 0.406 | 10.3 | 0.063 | 1.6 | 500 |
| PGSB-18 | RU | 0.625 | 15.9 | 0.031 - 0.125 | 0.8 - 3.2 | 0.718 | 18.2 | 0.437 | 11.1 | 0.406 | 10.3 | 0.063 | 1.6 | 500 |
| PGSB-19 | RU | 0.625 | 15.9 | 0.062 | 1.6 | 0.703 | 17.9 | 0.500 | 12.7 | 0.250 | 6.4 | 0.063 | 1.6 | 500 |
| PGSB-1316 | RU | 0.630 | 16.0 | 0.055 - 0.139 | 1.4 - 3.5 | 0.709 | 18.0 | 0.504 | 12.8 | 0.413 | 10.5 | 0.059 | 1.5 | 500 |
| PGSB-20 | RU | 0.687 | 17.5 | 0.031 - 0.125 | 0.8 - 3.2 | 0.781 | 19.8 | 0.500 | 12.7 | 0.406 | 10.3 | 0.063 | 1.6 | 200 |
| PGSB-21 | RU | 0.687 | 17.5 | 0.031 - 0.125 | 0.8 - 3.2 | 0.781 | 19.8 | 0.562 | 14.3 | 0.406 | 10.3 | 0.063 | 1.6 | 200 |
| PGSB-1519 | RU | 0.748 | 19.0 | 0.039 - 0.130 | 1.3 | 0.854 | 21.7 | 0.602 | 15.3 | 0.433 | 11.0 | 0.059 | 1.5 | 200 |
| PGSB-22 | RU | 0.750 | 19.1 | 0.031 - 0.125 | 0.8 - 3.2 | 0.843 | 21.4 | 0.500 | 12.7 | 0.406 | 10.3 | 0.063 | 1.6 | 200 |
| PGSB-23 | RU | 0.750 | 19.1 | 0.031 - 0.125 | 0.8 - 3.2 | 0.843 | 21.4 | 0.562 | 14.3 | 0.406 | 10.3 | 0.063 | 1.6 | 200 |

(Continued on next page)

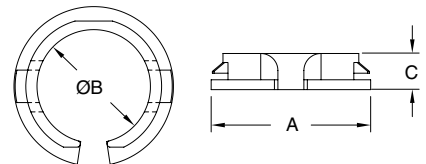


PGSB/BSI Series (continued)
Closed Insulation Bushing



| Item No. | Approval | Ø Mounting Hole | | Panel Thickness | | OD A | | ID B | | Overall Height C | | Head Height D | | Bulk Pack Qty. |
|-----------|----------|-----------------|------|-----------------|-----------|-------|------|-------|------|------------------|------|---------------|-----|----------------|
| | | in | mm | in | mm | in | mm | in | mm | in | mm | in | mm | |
| PGSB-24 | RU | 0.750 | 19.1 | 0.062 | 1.6 | 0.828 | 21.0 | 0.625 | 15.9 | 0.250 | 6.4 | 0.063 | 1.6 | 200 |
| PGSB-25 | RU | 0.781 | 19.8 | 0.062 | 1.6 | 0.859 | 21.8 | 0.625 | 15.9 | 0.250 | 6.4 | 0.063 | 1.6 | 200 |
| PGSB-1822 | RU | 0.866 | 22.0 | 0.035 - 0.091 | 0.9 - 2.3 | 0.976 | 24.8 | 0.717 | 18.2 | 0.453 | 11.5 | 0.059 | 1.5 | 500 |
| PGSB-26 | RU | 0.875 | 22.2 | 0.031 - 0.125 | 0.8 - 3.2 | 0.953 | 24.2 | 0.500 | 12.7 | 0.453 | 11.5 | 0.063 | 1.6 | 200 |
| PGSB-27 | RU | 0.875 | 22.2 | 0.031 - 0.125 | 0.8 - 3.2 | 0.953 | 24.2 | 0.562 | 14.3 | 0.453 | 11.5 | 0.063 | 1.6 | 200 |
| PGSB-28 | RU | 0.875 | 22.2 | 0.031 - 0.125 | 0.8 - 3.2 | 0.953 | 24.2 | 0.625 | 15.9 | 0.453 | 11.5 | 0.063 | 1.6 | 200 |
| PGSB-29 | RU | 0.875 | 22.2 | 0.031 - 0.125 | 0.8 - 3.2 | 0.953 | 24.2 | 0.687 | 17.5 | 0.453 | 11.5 | 0.063 | 1.6 | 200 |
| PGSB-30 | RU | 0.875 | 22.2 | 0.062 | 1.6 | 0.937 | 23.8 | 0.750 | 19.1 | 0.250 | 6.4 | 0.063 | 1.6 | 200 |
| PGSB-31 | RU | 1.000 | 25.4 | 0.031 - 0.125 | 0.8 - 3.2 | 1.125 | 28.6 | 0.766 | 19.5 | 0.453 | 11.5 | 0.063 | 1.6 | 200 |
| PGSB-32 | RU | 1.097 | 27.9 | 0.031 - 0.125 | 0.8 - 3.2 | 1.218 | 31.0 | 0.812 | 20.6 | 0.453 | 11.5 | 0.063 | 1.6 | 100 |
| PGSB-33 | RU | 1.097 | 27.9 | 0.031 - 0.125 | 0.8 - 3.2 | 1.218 | 31.0 | 0.875 | 22.2 | 0.453 | 11.5 | 0.063 | 1.6 | 100 |
| PGSB-34 | RU | 1.097 | 27.9 | 0.031 - 0.125 | 0.8 - 3.2 | 1.218 | 31.0 | 0.937 | 23.8 | 0.453 | 11.5 | 0.063 | 1.6 | 100 |
| PGSB-2428 | RU | 1.102 | 28.0 | 0.039 - 0.130 | 13.3 | 1.240 | 31.5 | 0.945 | 24.0 | 0.441 | 11.2 | 0.059 | 1.5 | 200 |
| PGSB-2530 | RU | 1.181 | 30.0 | 0.039 - 0.122 | 13.1 | 1.319 | 33.5 | 0.984 | 25.0 | 0.453 | 11.5 | 0.071 | 1.8 | 100 |
| PGSB-35 | RU | 1.250 | 31.8 | 0.031 - 0.125 | 0.8 - 3.2 | 1.312 | 33.3 | 0.937 | 23.8 | 0.453 | 11.5 | 0.063 | 1.6 | 100 |
| PGSB-2634 | RU | 1.347 | 34.2 | 0.039 - 0.126 | 13.2 | 1.496 | 38.0 | 1.031 | 26.2 | 0.453 | 11.5 | 0.059 | 1.5 | 100 |
| PGSB-36 | RU | 1.375 | 34.9 | 0.031 - 0.125 | 0.8 - 3.2 | 1.468 | 37.3 | 1.000 | 25.4 | 0.453 | 11.5 | 0.063 | 1.6 | 100 |
| PGSB-37 | RU | 1.500 | 38.1 | 0.031 - 0.125 | 0.8 - 3.2 | 1.609 | 40.9 | 1.062 | 27.0 | 0.453 | 11.5 | 0.063 | 1.6 | 100 |
| PGSB-38 | RU | 1.500 | 38.1 | 0.031 - 0.125 | 0.8 - 3.2 | 1.609 | 40.9 | 1.125 | 28.6 | 0.453 | 11.5 | 0.063 | 1.6 | 100 |
| PGSB-39 | RU | 1.500 | 38.1 | 0.031 - 0.125 | 0.8 - 3.2 | 1.609 | 40.9 | 1.312 | 33.3 | 0.453 | 11.5 | 0.063 | 1.6 | 100 |
| PGSB-40 | RU | 1.750 | 44.5 | 0.031 - 0.125 | 0.8 - 3.2 | 1.875 | 47.6 | 1.375 | 34.9 | 0.453 | 11.5 | 0.063 | 1.6 | 100 |
| PGSB-41 | RU | 2.000 | 50.8 | 0.031 - 0.125 | 0.8 - 3.2 | 2.125 | 54.0 | 1.640 | 41.7 | 0.453 | 11.5 | 0.063 | 1.6 | 100 |
| PGSB-42 | RU | 2.000 | 50.8 | 0.031 - 0.125 | 0.8 - 3.2 | 2.125 | 54.0 | 1.750 | 44.5 | 0.453 | 11.5 | 0.063 | 1.6 | 100 |
| PGSB-43 | RU | 2.250 | 57.2 | 0.250 | 6.4 | 2.480 | 63.0 | 1.850 | 47.0 | 0.720 | 18.2 | 0.063 | 1.6 | 100 |
| BSI047A | RU | 3.000 | 76.2 | 0.250 | 6.4 | 3.160 | 80.3 | 2.470 | 62.7 | 0.720 | 18.2 | — | — | 350 |

PGSA Series
Shallow Open Insulation Bushing



Specifications:

- Material: UL94 V-2 Nylon 6/6
- Color: Black

Features:

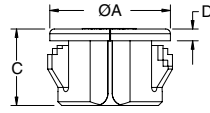
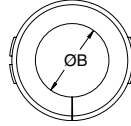
- Molded with shallow overall height for applications with limited space
- Open design allows bushing to be assembled into holes that already contain a bundle
- Protects wires, cables, and tubing from sharp edges of sheet metal holes

| Item No. | Approval | Mounting Hole Ø | | Panel Thickness Range | | OD A Ref. | | ID B | | Overall Height C | | Bulk Pack Qty. |
|-------------|----------|-----------------|------|-----------------------|-----------|-----------|------|-------|------|------------------|-----|----------------|
| | | in | mm | in | mm | in | mm | in | mm | in | mm | |
| PGSA-0407A | RU | 0.276 | 7.0 | 0.016 - 0.039 | 0.4 - 1.0 | 0.410 | 10.4 | 0.190 | 4.8 | 0.200 | 5.0 | 1000 |
| PGSA-1013A | RU | 0.512 | 13.0 | 0.039 - 0.059 | 1.0 - 1.5 | 0.640 | 16.2 | 0.360 | 9.2 | 0.210 | 5.3 | 500 |
| PGSA-1316A | RU | 0.630 | 16.0 | 0.039 - 0.055 | 1.0 - 1.4 | 0.760 | 19.4 | 0.480 | 12.2 | 0.210 | 5.4 | 500 |
| PGSA-1519A | RU | 0.748 | 19.0 | 0.039 - 0.059 | 1.0 - 1.5 | 0.890 | 22.7 | 0.560 | 14.3 | 0.220 | 5.7 | 500 |
| PGSA-1822A | RU | 0.866 | 22.0 | 0.031 - 0.063 | 0.8 - 1.6 | 1.000 | 25.5 | 0.690 | 17.6 | 0.220 | 5.6 | 500 |
| PGSA-2024A1 | RU | 0.945 | 24.0 | 0.031 - 0.047 | 0.8 - 1.2 | 1.060 | 27.0 | 0.770 | 19.5 | 0.210 | 5.3 | 500 |
| PGSA-2024A | RU | 0.945 | 24.0 | 0.039 - 0.063 | 1.0 - 1.6 | 1.060 | 27.0 | 0.770 | 19.5 | 0.210 | 5.3 | 500 |
| PGSA-2327A | RU | 1.067 | 27.1 | 0.016 - 0.039 | 0.4 - 1.0 | 1.380 | 35.1 | 0.900 | 22.9 | 0.240 | 6.0 | 200 |
| PGSA-2529A | RU | 1.142 | 29.0 | 0.016 - 0.043 | 0.4 - 1.1 | 1.380 | 35.1 | 0.970 | 24.5 | 0.280 | 7.0 | 200 |



BUSHINGS

PGSB-A Series Standard Open Insulation Bushing




Specifications:

- Material: UL94 V-2 Nylon 6/6
- Color: Black

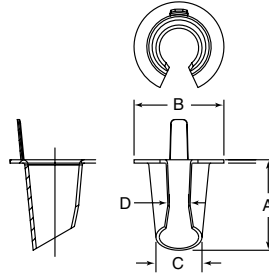
Features:

- Easy to push in design locks into place at common panel thicknesses
- Split design allows bushing to be assembled into holes that already contained a bundle
- Protects wires, cables, and tubing from sharp edges of sheet metal holes



| Item No. | Approval | Mounting Hole | | Panel Thickness Range | | OD A Ref. | | ID B | | Overall Height C | | Head Height D | | Bulk Pack Qty. |
|------------|----------|---------------|------|-----------------------|-----------|-----------|------|-------|------|------------------|------|---------------|-----|----------------|
| | | in | mm | in | mm | in | mm | in | mm | in | mm | in | mm | |
| PGSB-0609A | RL | 0.375 | 9.5 | 0.028 - 0.067 | 0.7 - 1.7 | 0.450 | 11.4 | 0.260 | 6.6 | 0.260 | 6.5 | 0.051 | 1.3 | 1000 |
| PGSB-1A | RL | 0.375 | 9.5 | 0.031 - 0.125 | 0.8 - 3.2 | 0.420 | 10.7 | 0.265 | 6.7 | 0.390 | 9.9 | 0.051 | 1.3 | 1000 |
| PGSB-2A | RL | 0.437 | 11.1 | 0.031 - 0.125 | 0.8 - 3.2 | 0.50 | 12.7 | 0.312 | 7.9 | 0.406 | 10.3 | 0.063 | 1.6 | 1000 |
| PGSB-1013A | RL | 0.512 | 13.0 | 0.031 - 0.138 | 0.8 - 3.5 | 0.590 | 14.9 | 0.350 | 9.0 | 0.410 | 10.5 | 0.059 | 1.5 | 500 |
| PGSB-3A | RL | 0.562 | 14.3 | 0.031 - 0.125 | 0.8 - 3.2 | 0.640 | 16.3 | 0.390 | 9.9 | 0.406 | 10.3 | 0.063 | 1.6 | 500 |
| PGSB-1216A | RL | 0.650 | 16.5 | 0.028 - 0.130 | 0.7 - 3.3 | 0.730 | 18.6 | 0.480 | 12.3 | 0.390 | 10.0 | 0.039 | 1.0 | 500 |
| PGSB-1316A | RL | 0.630 | 16.0 | 0.047 - 0.138 | 1.2 - 3.5 | 0.710 | 18.0 | 0.410 | 10.5 | 0.410 | 10.5 | 0.063 | 1.6 | 500 |
| PGSB-1519A | RL | 0.748 | 19.0 | 0.047 - 0.130 | 1.2 - 3.3 | 0.810 | 20.6 | 0.570 | 14.5 | 0.430 | 11.0 | 0.051 | 1.3 | 200 |
| PGSB-1822A | RL | 0.866 | 22.0 | 0.039 - 0.138 | 1.0 - 3.5 | 0.980 | 24.8 | 0.680 | 17.3 | 0.450 | 11.5 | 0.063 | 1.6 | 200 |
| PGSB-9A | RL | 0.984 | 25.0 | 0.031 - 0.118 | 0.8 - 3.0 | 1.039 | 26.4 | 0.803 | 20.4 | 0.406 | 10.3 | 0.063 | 1.6 | 200 |
| PGSB-4A | RL | 1.000 | 25.4 | 0.031 - 0.125 | 0.8 - 3.2 | 1.047 | 26.6 | 0.812 | 20.6 | 0.406 | 10.3 | 0.063 | 1.6 | 200 |
| PGSB-5A | RL | 1.093 | 27.8 | 0.031 - 0.125 | 0.8 - 3.2 | 1.156 | 29.4 | 0.875 | 22.2 | 0.406 | 10.3 | 0.063 | 1.6 | 200 |
| PGSB-6A | RL | 1.250 | 31.8 | 0.031 - 0.125 | 0.8 - 3.2 | 1.343 | 34.1 | 1.046 | 26.6 | 0.406 | 10.3 | 0.063 | 1.6 | 200 |
| PGSB-7A | RL | 1.375 | 34.9 | 0.031 - 0.125 | 0.8 - 3.2 | 1.468 | 37.3 | 1.171 | 29.7 | 0.406 | 10.3 | 0.063 | 1.6 | 200 |
| PGSB-8A | RL | 1.500 | 38.1 | 0.031 - 0.125 | 0.8 - 3.2 | 1.578 | 40.1 | 1.250 | 31.7 | 0.421 | 10.7 | 0.063 | 1.6 | 200 |

ASB Series Armor Bushing



Specifications:

- Material: Polypropylene
- Color: Red

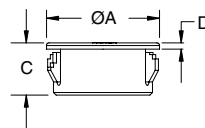

Features:

- Fits armored cable and flexible metal conduit sizes
- Features high dielectric strength and assures insulation on all sharp edges



| Item No. | Approvals | Size | A | | B | | C | | D | | Cable Size | Trade Size | Bulk Pack Qty. |
|----------|-----------|------|-------|-------|-------|-------|-------|-------|-------|------|------------------------------|------------|----------------|
| | | | in | mm | in | mm | in | mm | in | mm | | | |
| ASB0A | RL | 0 | 0.560 | 14.22 | 0.671 | 17.04 | 0.380 | 9.650 | 0.312 | 7.92 | 14/2, 14/3, 12/2 | 5/16 | 30000 |
| ASB1A | RL | 1 | 0.650 | 16.51 | 0.671 | 17.04 | 0.450 | 11.43 | 0.312 | 7.92 | 14/4, 12/3, 6/1, 4/1 | 3/8 | 20000 |
| ASB2A | RL | 2 | 0.610 | 15.49 | 0.859 | 21.82 | 0.580 | 14.73 | 0.125 | 3.18 | 12/4, 10/2, 10/3, 2/1 | 7/16 | 15000 |
| ASB3A | RL | 3 | 0.670 | 17.02 | 1.046 | 26.57 | 0.790 | 20.07 | 0.109 | 2.77 | 10/4, 8/2, 8/3, 1/1 | 1/2 | 7500 |
| ASB4A | RL | 4 | 0.830 | 21.08 | 1.266 | 32.15 | 1.000 | 25.40 | 0.156 | 3.96 | 8/4, 6/4, 6/3, 6/2, 4/3, 4/2 | 3/4 | 4000 |

PGSD Series Universal Bushing



Specifications:

- Material: UL94 V-2 Nylon 6/6
- Color: Black

Features:

- Absorbs vibration and cushions and insulates bundles

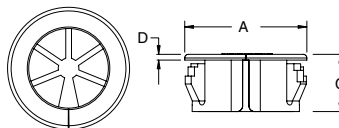


| Item No. | Approval | Mounting Hole | | Max Panel Thickness | | OD A | | Max ID | | Overall Height C | | Head Height D | | Bulk Pack Qty. |
|----------|----------|---------------|------|---------------------|-----|-------|------|--------|------|------------------|------|---------------|-----|----------------|
| | | in | mm | in | mm | in | mm | in | mm | in | mm | in | mm | |
| PGSD-1 | RL | 0.500 | 12.7 | 0.062 | 1.8 | 0.600 | 15.2 | 0.312 | 7.9 | 0.250 | 6.4 | 0.063 | 1.6 | 500 |
| PGSD-5 | RL | 0.500 | 12.7 | 0.125 | 3.2 | 0.600 | 15.2 | 0.312 | 7.9 | 0.385 | 9.8 | 0.041 | 1.0 | 500 |
| PGSD-2 | RL | 0.625 | 15.9 | 0.062 | 1.8 | 0.729 | 18.5 | 0.437 | 11.1 | 0.250 | 6.4 | 0.063 | 1.6 | 500 |
| PGSD-6 | RL | 0.625 | 15.9 | 0.125 | 3.2 | 0.729 | 18.5 | 0.437 | 11.1 | 0.406 | 10.3 | 0.063 | 1.6 | 500 |
| PGSD-3 | RL | 0.750 | 19.1 | 0.062 | 1.8 | 0.844 | 21.4 | 0.500 | 12.7 | 0.250 | 6.4 | 0.063 | 1.6 | 200 |
| PGSD-7 | RL | 0.750 | 19.1 | 0.125 | 3.2 | 0.844 | 21.4 | 0.500 | 12.7 | 0.390 | 9.9 | 0.047 | 1.2 | 200 |
| PGSD-4 | RL | 0.875 | 22.2 | 0.062 | 1.8 | 0.937 | 23.8 | 0.560 | 14.2 | 0.250 | 6.4 | 0.063 | 1.6 | 200 |
| PGSD-8 | RL | 0.875 | 22.2 | 0.125 | 3.2 | 0.937 | 23.8 | 0.560 | 14.2 | 0.453 | 11.5 | 0.063 | 1.6 | 200 |
| PGSD-9 | RL | 1.000 | 25.4 | 0.125 | 3.2 | 1.063 | 27.0 | 0.750 | 19.1 | 0.453 | 11.5 | 0.063 | 1.6 | 200 |
| PGSD-10 | RL | 1.375 | 34.9 | 0.125 | 3.2 | 1.490 | 37.8 | 1.000 | 25.4 | 0.453 | 11.5 | 0.063 | 1.6 | 100 |
| PGSD-11 | RL | 1.500 | 38.1 | 0.125 | 3.2 | 1.609 | 40.9 | 1.062 | 27.0 | 0.450 | 11.4 | 0.059 | 1.5 | 100 |

BUSHINGS & GROMMETS



PGSC Series Open Universal Bushing



Specifications:

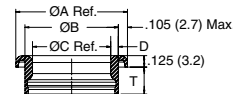
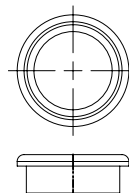
- Material: UL94V-2 Nylon 6/6
- Color: Black

Features:

- Easy to push in design locks into place at common panel thicknesses
- Open design allows bushing to be assembled into holes that already contain a bundle
- Adjust to accept various diameters and shapes

| Item No. | Approval | Mounting Hole | | Max Panel Thickness | | OD A | | Max ID | | Overall Height C | | Head Height D | | Bulk Pack Qty. |
|------------|----------|---------------|-------------|---------------------|-----------|-------|------|--------|------|------------------|------|---------------|-----|----------------|
| | | in | mm | in | mm | in | mm | in | mm | in | mm | in | mm | |
| PGSC-1319A | UL | 0.748 - 0.752 | 19.0 - 19.1 | 0.031 - 0.118 | 0.8 - 3.0 | 0.858 | 21.8 | 0.500 | 12.7 | 0.390 | 9.9 | 0.039 | 1.0 | 500 |
| PGSC-1422A | UL | 0.874 - 0.882 | 22.2 - 22.4 | 0.031 - 0.118 | 0.8 - 3.0 | 0.937 | 23.8 | 0.563 | 14.3 | 0.453 | 11.5 | 0.039 | 1.0 | 200 |
| PGSC-1926A | UL | 1.000 - 1.004 | 25.4 - 25.5 | 0.031 - 0.118 | 0.8 - 3.0 | 1.063 | 27.0 | 0.748 | 19.0 | 0.453 | 11.5 | 0.039 | 1.0 | 200 |
| PGSC-2128A | UL | 1.095 - 1.102 | 27.8 - 28.0 | 0.031 - 0.118 | 0.8 - 3.0 | 1.161 | 29.5 | 0.815 | 20.7 | 0.453 | 11.5 | 0.039 | 1.0 | 200 |

GFA Series NAS1368 Flip Grommet



Specifications:

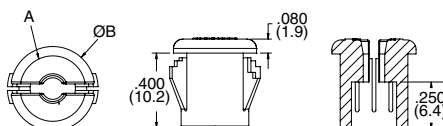
- Material: UL94 V-2 Nylon 6/6
- Color: Light Green

Features:

- Installed by inserting the “un-flipped” grommet into the hole (forming dies - not supplied by Essentra - on each side of the hole are pressed together until the grommet “flips” over itself, creating a flange on both sides of the hole)
- The dies can be attached to a toggle type clamp, a pneumatic tool, or a bolt and nut through the center
- Meets NAS 1368 Standard
- Protects wires, cable, and tubing passing through holes

| Item No. | NAS Part No. | Ø Mounting Hole | | Max Recommended Panel Thickness | | NAS1368 Panel Thickness Range | | T | A Ref. | | B | | C Ref. | | D | | Bulk Pack Qty. | |
|----------|--------------|-----------------|------|---------------------------------|-----|-------------------------------|-----------|-------|--------|-------|------|-------|--------|-------|------|-------|----------------|-----|
| | | in | mm | in | mm | in | mm | | in | mm | in | mm | in | mm | in | mm | | |
| GFA-N4A | NAS1368-N4A | 0.375 | 9.5 | 0.030 | 0.8 | 0.025 - 0.080 | 0.6 - 2.0 | 0.235 | 6.0 | 0.567 | 14.4 | 0.367 | 9.3 | 0.251 | 6.4 | 0.058 | 1.5 | 100 |
| GFA-N4B | NAS1368-N4B | 0.375 | 9.5 | 0.100 | 2.5 | 0.081 - 0.140 | 2.1 - 3.6 | 0.295 | 7.5 | 0.567 | 14.4 | 0.367 | 9.3 | 0.251 | 6.4 | 0.058 | 1.5 | 100 |
| GFA-N6A | NAS1368-N6A | 0.500 | 12.7 | 0.030 | 0.8 | 0.025 - 0.080 | 0.6 - 2.0 | 0.235 | 6.0 | 0.692 | 17.6 | 0.492 | 12.5 | 0.376 | 9.6 | 0.058 | 1.5 | 100 |
| GFA-N6B | NAS1368-N6B | 0.500 | 12.7 | 0.090 | 2.3 | 0.081 - 0.140 | 2.1 - 3.6 | 0.295 | 7.5 | 0.692 | 17.6 | 0.492 | 12.5 | 0.376 | 9.6 | 0.058 | 1.5 | 100 |
| GFA-N6C | NAS1368-N6C | 0.500 | 12.7 | 0.160 | 4.1 | 0.141 - 0.200 | 3.6 - 5.1 | 0.360 | 9.1 | 0.692 | 17.6 | 0.492 | 12.5 | 0.376 | 9.6 | 0.058 | 1.5 | 100 |
| GFA-N8A | NAS1368-N8A | 0.625 | 15.9 | 0.030 | 0.8 | 0.025 - 0.080 | 0.6 - 2.0 | 0.235 | 6.0 | 0.815 | 20.7 | 0.615 | 15.6 | 0.499 | 12.7 | 0.058 | 1.5 | 100 |
| GFA-N8B | NAS1368-N8B | 0.625 | 15.9 | 0.090 | 2.3 | 0.081 - 0.140 | 2.1 - 3.6 | 0.295 | 7.5 | 0.815 | 20.7 | 0.615 | 15.6 | 0.499 | 12.7 | 0.058 | 1.5 | 100 |
| GFA-N10A | NAS1368-N10A | 0.781 | 19.8 | 0.030 | 0.8 | 0.025 - 0.080 | 0.6 - 2.0 | 0.235 | 6.0 | 0.971 | 24.7 | 0.771 | 19.6 | 0.605 | 15.4 | 0.083 | 2.1 | 100 |
| GFA-N10B | NAS1368-N10B | 0.781 | 19.8 | 0.080 | 2.0 | 0.081 - 0.140 | 2.1 - 3.6 | 0.295 | 7.5 | 0.971 | 24.7 | 0.771 | 19.6 | 0.605 | 15.4 | 0.083 | 2.1 | 100 |
| GFA-N10D | NAS1368-N10D | 0.781 | 19.8 | 0.210 | 5.3 | 0.201 - 0.250 | 5.1 - 6.4 | 0.420 | 10.7 | 0.971 | 24.7 | 0.771 | 19.6 | 0.605 | 15.4 | 0.083 | 2.1 | 100 |
| GFA-N12A | NAS1368-N12A | 0.906 | 23.0 | 0.020 | 0.5 | 0.025 - 0.080 | 0.6 - 2.0 | 0.235 | 6.0 | 1.096 | 27.8 | 0.896 | 22.8 | 0.730 | 18.5 | 0.083 | 2.1 | 100 |
| GFA-N12B | NAS1368-N12B | 0.906 | 23.0 | 0.070 | 1.8 | 0.081 - 0.140 | 2.1 - 3.6 | 0.295 | 7.5 | 1.096 | 27.8 | 0.896 | 22.8 | 0.730 | 18.5 | 0.083 | 2.1 | 100 |
| GFA-N14A | NAS1368-N14A | 1.031 | 26.2 | 0.020 | 0.5 | 0.025 - 0.080 | 0.6 - 2.0 | 0.235 | 6.0 | 1.221 | 31.0 | 1.021 | 25.9 | 0.855 | 21.7 | 0.083 | 2.1 | 100 |
| GFA-N14B | NAS1368-N14B | 1.031 | 26.2 | 0.070 | 1.8 | 0.081 - 0.140 | 2.1 - 3.6 | 0.295 | 7.5 | 1.221 | 31.0 | 1.021 | 25.9 | 0.855 | 21.7 | 0.083 | 2.1 | 100 |

SB Series Snub Bushing



Specifications:

- Material: UL94V-2 Nylon 6/6
- Color: Black

Features:

- Bushing opens to accept cable then closes firmly when installed into hole
- Provides insulation and slight strain relief

| Part Number | Panel Hole | | Max Panel Thickness | | ID | | Ø A | | Overall OD B | | Bulk Pack Qty. |
|-------------|------------|------|---------------------|-----|-------|-----|-------|------|--------------|------|----------------|
| | in | mm | in | mm | in | mm | in | mm | in | mm | |
| SB-1 | 0.375 | 9.5 | 0.125 | 3.2 | 0.150 | 3.8 | 0.360 | 9.1 | 0.450 | 11.4 | 500 |
| SB-2 | 0.437 | 11.1 | 0.125 | 3.2 | 0.220 | 5.6 | 0.430 | 10.9 | 0.550 | 14.0 | 500 |
| SB-3 | 0.500 | 12.7 | 0.125 | 3.2 | 0.280 | 7.1 | 0.490 | 12.4 | 0.630 | 16.0 | 500 |



GROMMETS & BUSHINGS

PLV Series Vented Locking Plug

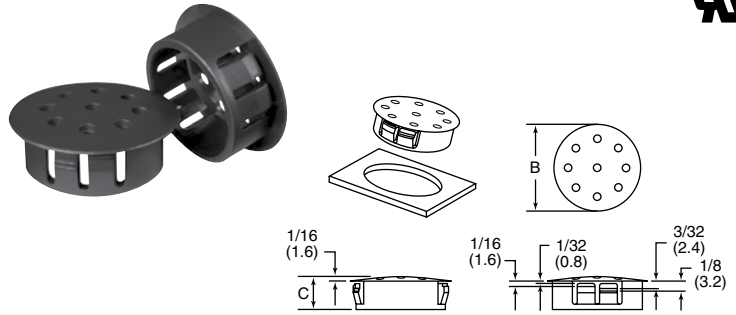


Specifications:

- Material: UL94 V-2 Heat-Stabilized Nylon
- Color: Black

Features:

- Each part is designed to lock into multiple standard sheet metal thicknesses (1/64 to 1/8)
- Provides a clean and easy way to close optional wiring or production access holes
- Vents allow heat and emissions to escape



| Item No. | Approvals | Ø Hole | | Max Panel Thickness | | Ø Head B | | Thickness C | | Bulk Pack Qty. |
|-----------|-----------|--------|------|---------------------|-----|----------|------|-------------|------|----------------|
| | | in | mm | in | mm | in | mm | in | mm | |
| 62MP0750V | | 0.750 | 19.1 | 0.125 | 3.2 | 0.906 | 23.0 | 0.406 | 10.3 | 1000 |
| 62MP0875V | | 0.875 | 22.2 | 0.125 | 3.2 | 1.016 | 25.8 | 0.453 | 11.5 | 1000 |
| 62MP1000V | | 1.000 | 25.4 | 0.125 | 3.2 | 1.203 | 30.6 | 0.453 | 11.5 | 500 |

GR67/LTG Series IP67 Liquid Tight Grommet



Specifications:

- Material: EPDM
- Color: Grey (Black for LTG-199017)

Features:

- Confirms to IP67 standard for watertight seal
- Acts as a blanking plug until cable is installed
- Designed to withstand vibration



| Item No. | Fits | Panel Hole | | Panel Thickness | | Cable Size | | Bulk Pack Qty. |
|-------------|-------|------------|------|-----------------|-----------|---------------|-------------|----------------|
| | | in | mm | in | mm | in | mm | |
| LTG-199017 | PG-7 | 0.492 | 12.5 | 0.020 - 0.079 | 0.5 - 2.0 | 0.138 - 0.197 | 3.5 - 5.0 | 1000 |
| GR67464121A | PG-7 | 0.492 | 12.5 | 0.020 - 0.079 | 0.5 - 2.0 | 0.138 - 0.197 | 3.5 - 5.0 | 1000 |
| GR6739897A | PG-9 | 0.630 | 16.0 | 0.039 - 0.157 | 1.0 - 4.0 | 0.197 - 0.276 | 5.0 - 7.0 | 1000 |
| GR6734715A | PG-11 | 0.748 | 19.0 | 0.039 - 0.157 | 1.0 - 4.0 | 0.276 - 0.394 | 7.0 - 10.0 | 1000 |
| GR6734716A | PG-16 | 0.906 | 23.0 | 0.039 - 0.157 | 1.0 - 4.0 | 0.394 - 0.551 | 10.0 - 14.0 | 1000 |
| GR6743021A | PG-21 | 1.142 | 29.0 | 0.039 - 0.157 | 1.0 - 4.0 | 0.551 - 0.787 | 14.0 - 20.0 | 1000 |
| GR67464122A | PG-29 | 1.496 | 38.0 | 0.039 - 0.157 | 1.0 - 4.0 | 0.787 - 1.024 | 20.0 - 26.0 | 250 |
| GR67464123A | PG-36 | 1.890 | 48.0 | 0.039 - 0.157 | 1.0 - 4.0 | 1.024 - 1.378 | 26.0 - 35.0 | 250 |
| GR67M16A | M16 | 0.650 | 16.5 | 0.039 - 0.157 | 1.0 - 4.0 | 0.197 - 0.354 | 5.0 - 9.0 | 1000 |
| GR67M20A | M20 | 0.807 | 20.5 | 0.039 - 0.157 | 1.0 - 4.0 | 0.276 - 0.512 | 7.0 - 13.0 | 1000 |
| GR67M25A | M25 | 1.004 | 25.5 | 0.059 - 0.157 | 1.5 - 4.0 | 0.394 - 0.670 | 10.0 - 17.0 | 1000 |
| GR67M32A | M32 | 1.280 | 32.5 | 0.039 - 0.157 | 1.0 - 4.0 | 0.551 - 0.787 | 14.0 - 20.0 | 500 |
| GR67M40A | M40 | 1.594 | 40.5 | 0.059 - 0.157 | 1.5 - 4.0 | 0.750 - 1.024 | 19.0 - 26.0 | 250 |
| GR67M50A | M50 | 1.988 | 50.5 | 0.039 - 0.157 | 1.0 - 4.0 | 1.024 - 1.338 | 26.0 - 34.0 | 250 |

Push In Flexible Grommet

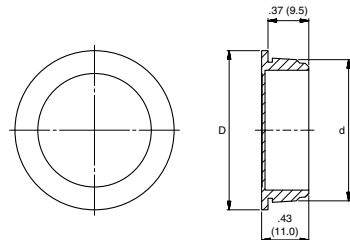


Specifications:

- Material: Polyethylene and TPE
- Color: Grey

Features:

- Dust tight
- Quick and easy mounting
- For enclosures with more than .079 (2.0) thickness

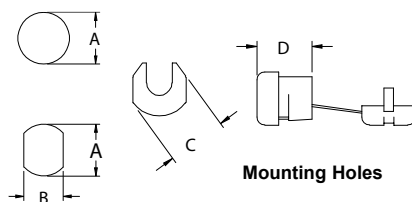


| Item No. | Ø d Hole | | D OD | | Ø Cable Range | | Bulk Pack Qty. |
|----------|----------|------|-------|------|---------------|------------|----------------|
| | in | mm | in | mm | in | mm | |
| 494632 | 0.630 | 16.0 | 0.835 | 21.2 | 0.039 - 0.354 | 1.0 - 9.0 | 100 |
| 494633 | 0.787 | 20.0 | 0.992 | 25.2 | 0.039 - 0.512 | 1.0 - 13.0 | 100 |
| 494634 | 0.984 | 25.0 | 1.189 | 30.2 | 0.039 - 0.709 | 1.0 - 18.0 | 100 |
| 494635 | 1.260 | 32.0 | 1.465 | 37.2 | 0.039 - 0.984 | 1.0 - 25.0 | 50 |

STRAIN RELIEF BUSHINGS



SRB/BSR Series Strain Relief Bushing



Specifications:

- Material: UL94 V-2 Nylon
- Color: Black

Features:

- Protects electronic products by absorbing the forces of pull, push and twist that may be exerted on a flexible power cord
- Securely protects cable at entry point
- To install: Position bushing on cable, press ends of bushing together with installation tool (SRPL-2) and push into hole
- Can be mounted in either a round hole or anti-rotation hole



| Item No. | Approvals | Cross Section | Cable Type | Gauge (AWG) | Cable Size | | Ø A | | Flats B | | Max Panel | | Length D | | Width C Ref. | | Bulk Pack Qty. |
|-----------|-----------|---------------|------------|-------------|---------------|------------|-------------|-----------|---------|------|-----------|-----|----------|------|--------------|------|----------------|
| | | | | | in | Strap Type | in | mm | in | mm | in | mm | in | mm | in | mm | |
| SRB-F-1 | RU | — | Flat SPT-1 | 18/2 | 0.120 - 0.220 | Y | 0.375 | 9.5 | 0.343 | 8.7 | 0.062 | 1.6 | 0.406 | 10.3 | 0.425 | 10.8 | 1000 |
| SRB-F-3 | RU | — | Flat SPT-1 | 18/2 | 0.120 - 0.220 | Y | 0.433 | 11.1 | 0.390 | 9.9 | 0.062 | 1.6 | 0.406 | 10.3 | 0.476 | 12.1 | 1000 |
| 23MP04N40 | RU | ⊗ | Flat SPT-1 | 18/3 | 0.120 - 0.300 | Y | 0.500 | 12.7 | 0.465 | 11.8 | 0.100 | 2.5 | 0.406 | 10.3 | 0.578 | 14.7 | 1000 |
| | RU | ⊗ | Flat SPT-2 | 18/2 | 0.120 - 0.300 | Y | 0.500 | 12.7 | 0.465 | 11.8 | 0.100 | 2.5 | 0.406 | 10.3 | 0.578 | 14.7 | 1000 |
| 23MP04K40 | RU | ⊗ | Flat HPN | 18/2 | 0.120 - 0.300 | Y | 0.500 | 12.7 | 0.465 | 11.8 | 0.100 | 2.5 | 0.406 | 10.3 | 0.578 | 14.7 | 1000 |
| | RU | ⊗ | Flat SPT-1 | 18/3 | 0.120 - 0.300 | Y | 0.500 | 12.7 | 0.465 | 11.8 | 0.156 | 4.0 | 0.406 | 10.3 | 0.578 | 14.7 | 1000 |
| SRB-F-6 | RU | ⊗ | Flat SPT-2 | 18/2 | 0.120 - 0.300 | Y | 0.500 | 12.7 | 0.465 | 11.8 | 0.156 | 4.0 | 0.406 | 10.3 | 0.578 | 14.7 | 1000 |
| | RU | — | Flat HPN | 18/3 | 0.120 - 0.300 | Y | 0.500 | 12.7 | 0.465 | 11.8 | 0.156 | 4.0 | 0.406 | 10.3 | 0.578 | 14.7 | 1000 |
| | RU | — | Flat SPT-1 | 18/2 | 0.120 - 0.220 | Y | 0.500 | 12.7 | 0.390 | 9.9 | 0.100 | 2.5 | 0.406 | 10.3 | 0.492 | 12.5 | 1000 |
| | RU | — | Flat SPT-1 | 18/2 | 0.120 - 0.220 | Y | 0.516 | 13.1 | 0.390 | 9.9 | 0.100 | 2.5 | 0.406 | 10.3 | 0.492 | 12.5 | 1000 |
| SRB-F-8 | RU | — | Flat SPT-2 | — | 0.146 - 0.299 | Y | 0.500 | 12.7 | 0.465 | 11.8 | 0.062 | 1.6 | 0.406 | 10.3 | 0.547 | 13.9 | 1000 |
| | RU | — | Flat SPT-2 | — | 0.150 - 0.299 | Y | 0.516 | 13.1 | 0.465 | 11.8 | 0.062 | 1.6 | 0.406 | 10.3 | 0.547 | 13.9 | 1000 |
| SRB-F-9 | RU | — | Flat SPT-2 | — | 0.146 - 0.299 | Y | 0.500 | 12.7 | 0.465 | 11.8 | 0.100 | 2.5 | 0.406 | 10.3 | 0.547 | 13.9 | 1000 |
| | RU | — | Flat SPT-2 | — | 0.150 - 0.299 | Y | 0.516 | 13.1 | 0.465 | 11.8 | 0.100 | 2.5 | 0.406 | 10.3 | 0.547 | 13.9 | 1000 |
| 23MP04K10 | RU | ⊗ | Flat SPT-2 | 18/3 | 0.150 - 0.400 | Y | 0.500 | 12.7 | 0.460 | 11.7 | 0.095 | 2.4 | 0.495 | 12.6 | 0.565 | 14.4 | 1000 |
| | RU | ⊗ | Flat HPN | 16/2 | 0.150 - 0.400 | Y | 0.500 | 12.7 | 0.460 | 11.7 | 0.095 | 2.4 | 0.495 | 12.6 | 0.565 | 14.4 | 1000 |
| | RU | ⊗ | Flat SPT-2 | 16/2 | 0.160 - 0.300 | Y | 0.500 | 12.7 | 0.460 | 11.7 | 0.095 | 2.4 | 0.495 | 12.6 | 0.565 | 14.4 | 1000 |
| | RU | ⊗ | Flat HPN | 18/2 | 0.150 - 0.280 | Y | 0.500 | 12.7 | 0.460 | 11.7 | 0.095 | 2.4 | 0.495 | 12.6 | 0.565 | 14.4 | 1000 |
| 23MP05N40 | RU | ⊗ | Round SV | 18/2 | 0.250 | Y | 0.500 | 12.7 | 0.450 | 11.4 | 0.062 | 1.6 | 0.438 | 11.1 | 0.578 | 14.7 | 1000 |
| | RU | ⊗ | Round SV | 18/2 | 0.250 | Y | 0.500-0.515 | 12.7-13.1 | 0.450 | 11.4 | 0.062 | 1.6 | 0.438 | 11.1 | 0.578 | 14.7 | 1000 |
| | RU | ⊗ | Round SV | 18/3 | 0.255 | Y | 0.500 | 12.7 | 0.450 | 11.4 | 0.062 | 1.6 | 0.438 | 11.1 | 0.578 | 14.7 | 1000 |
| | RU | ⊗ | Round SV | 18/3 | 0.255 | Y | 0.500-0.515 | 12.7-13.1 | 0.450 | 11.4 | 0.062 | 1.6 | 0.438 | 11.1 | 0.578 | 14.7 | 1000 |
| 23MP05P40 | RU | ⊗ | Round HPD | 18/2 | 0.290 | Y | 0.500 | 12.7 | 0.450 | 11.4 | 0.062 | 1.6 | 0.438 | 11.1 | 0.578 | 14.7 | 1000 |
| | RU | ⊗ | Round HPD | 18/2 | 0.290 | Y | 0.500-0.515 | 12.7-13.1 | 0.450 | 11.4 | 0.062 | 1.6 | 0.438 | 11.1 | 0.578 | 14.7 | 1000 |
| | RU | ⊗ | Round SV | 18/2 | 0.250 | Y | 0.500 | 12.7 | 0.450 | 11.4 | 0.100 | 2.5 | 0.438 | 11.1 | 0.578 | 14.7 | 1000 |
| | RU | ⊗ | Round SV | 18/2 | 0.250 | Y | 0.500-0.515 | 12.7-13.1 | 0.450 | 11.4 | 0.100 | 2.5 | 0.438 | 11.1 | 0.578 | 14.7 | 1000 |
| SRB-R-1 | RU | ⊗ | Round SV | — | 0.252 | Y | 0.500 | 12.7 | 0.453 | 11.5 | 0.062 | 1.6 | 0.437 | 11.1 | 0.559 | 14.2 | 1000 |
| | RU | ⊗ | Round SVT | — | 0.291 | Y | 0.516 | 13.1 | 0.453 | 11.5 | 0.062 | 1.6 | 0.437 | 11.1 | 0.559 | 14.2 | 1000 |
| | RU | ⊗ | Round SVI | — | 0.252 | Y | 0.500 | 12.7 | 0.453 | 11.5 | 0.100 | 2.5 | 0.437 | 11.1 | 0.559 | 14.2 | 1000 |
| | RU | ⊗ | Round SVT | — | 0.291 | Y | 0.516 | 13.1 | 0.453 | 11.5 | 0.100 | 2.5 | 0.437 | 11.1 | 0.559 | 14.2 | 1000 |
| SRB-R-3 | RU | — | Round SJT | 18/3 | 0.299 | Y | 0.626 | 15.9 | 0.551 | 14.0 | 0.062 | 1.6 | 0.580 | 14.7 | 0.701 | 17.8 | 500 |
| SRB-R-4 | RU | — | Round SJT | 18/3 | 0.299 | Y | 0.626 | 15.9 | 0.551 | 14.0 | 0.126 | 3.2 | 0.580 | 14.7 | 0.693 | 17.6 | 500 |
| 23MP06N40 | RU | ⊗ | Round SJT | 18/2 | 0.300 | Y | 0.625 | 15.88 | 0.550 | 14.0 | 0.062 | 1.6 | 0.580 | 14.7 | 0.703 | 17.9 | 1000 |
| | RU | ⊗ | Round SJO | 18/2 | 0.300 | Y | 0.625 | 15.88 | 0.550 | 14.0 | 0.062 | 1.6 | 0.580 | 14.7 | 0.703 | 17.9 | 1000 |
| 23MP06W10 | RU | ⊗ | Round SJ | 18/2 | 0.300 | Y | 0.500 | 12.7 | 0.456 | 11.6 | 0.090 | 2.3 | 0.437 | 11.1 | 0.563 | 14.3 | 1000 |
| | RU | ⊗ | Round SJT | 18/2 | 0.300 | Y | 0.500 | 12.7 | 0.456 | 11.6 | 0.090 | 2.3 | 0.437 | 11.1 | 0.563 | 14.3 | 1000 |
| SRB-R-7 | RU | — | Round SJT | 16/3 | 0.323 - 0.362 | Y | 0.626 | 15.9 | 0.551 | 14.0 | 0.062 | 1.6 | 0.580 | 14.7 | 0.701 | 17.8 | 500 |
| SRB-R-8 | RU | — | Round SJT | 16/3 | 0.323 - 0.362 | Y | 0.626 | 15.9 | 0.551 | 14.0 | 0.126 | 3.2 | 0.580 | 14.7 | 0.681 | 17.3 | 500 |
| 23MP06P34 | RU | ⊗ | Round SJ | 18/3 | 0.325 - 0.360 | Y | 0.650 | 16.5 | 0.550 | 14.0 | 0.125 | 3.2 | 0.580 | 14.7 | 0.703 | 17.9 | 500 |
| | RU | ⊗ | Round SJT | 16/3 | 0.325 - 0.360 | Y | 0.650 | 16.5 | 0.550 | 14.0 | 0.125 | 3.2 | 0.580 | 14.7 | 0.703 | 17.9 | 500 |
| | RU | ⊗ | Round SJT | 18/3 | 0.325 - 0.360 | Y | 0.650 | 16.5 | 0.550 | 14.0 | 0.125 | 3.2 | 0.580 | 14.7 | 0.703 | 17.9 | 500 |
| | RU | ⊗ | Round SJO | 18/3 | 0.325 - 0.360 | Y | 0.650 | 16.5 | 0.550 | 14.0 | 0.125 | 3.2 | 0.580 | 14.7 | 0.703 | 17.9 | 500 |
| 23MP06L10 | RU | ⊗ | Round SJ | 16/2 | 0.325 - 0.429 | Z | 0.625 | 15.9 | 0.550 | 14.0 | 0.125 | 3.2 | 0.666 | 16.9 | 0.725 | 18.4 | 500 |
| | RU | ⊗ | Round SJ | 16/3 | 0.325 - 0.429 | Z | 0.625 | 15.9 | 0.550 | 14.0 | 0.125 | 3.2 | 0.666 | 16.9 | 0.725 | 18.4 | 500 |
| | RU | ⊗ | Round SJT | 16/2 | 0.325 - 0.429 | Z | 0.625 | 15.9 | 0.550 | 14.0 | 0.125 | 3.2 | 0.666 | 16.9 | 0.725 | 18.4 | 500 |
| | RU | ⊗ | Round SJT | 16/3 | 0.325 - 0.429 | Z | 0.625 | 15.9 | 0.550 | 14.0 | 0.125 | 3.2 | 0.666 | 16.9 | 0.725 | 18.4 | 500 |
| 23MP07K30 | RU | ⊗ | Round SJ | 18/3 | 0.325 - 0.359 | Z | 0.875 | 22.2 | 0.770 | 19.6 | 0.125 | 3.2 | 0.750 | 19.1 | 0.922 | 23.4 | 250 |
| | RU | ⊗ | Round SJT | 16/2 | 0.325 - 0.359 | Z | 0.875 | 22.2 | 0.770 | 19.6 | 0.125 | 3.2 | 0.750 | 19.1 | 0.922 | 23.4 | 250 |
| | RU | ⊗ | Round SJO | 18/3 | 0.325 - 0.359 | Z | 0.875 | 22.2 | 0.770 | 19.6 | 0.125 | 3.2 | 0.750 | 19.1 | 0.922 | 23.4 | 250 |
| | RU | ⊗ | Round SJO | 16/2 | 0.325 - 0.359 | Z | 0.875 | 22.2 | 0.770 | 19.6 | 0.125 | 3.2 | 0.750 | 19.1 | 0.922 | 23.4 | 250 |
| 23MP06N34 | RU | ⊗ | Round SJ | 18/3 | 0.355 | Y | 0.625 | 15.9 | 0.550 | 14.0 | 0.062 | 1.6 | 0.580 | 14.7 | 0.703 | 17.9 | 1000 |
| | RU | ⊗ | Round SJT | 18/3 | 0.405 | Y | 0.625 | 15.9 | 0.550 | 14.0 | 0.062 | 1.6 | 0.580 | 14.7 | 0.703 | 17.9 | 1000 |
| SRB-R-9 | RU | — | Round SJT | 14/3 | 0.362 - 0.413 | Y | 0.748 | 19.0 | 0.650 | 16.5 | 0.062 | 1.6 | 0.750 | 19.1 | 0.847 | 21.5 | 100 |
| | RU | — | Round SJT | 14/3 | 0.433 | Y | 0.780 | 19.8 | 0.650 | 16.5 | 0.062 | 1.6 | 0.750 | 19.1 | 0.847 | 21.5 | 100 |
| SRB-R-10 | RU | — | Round SJT | 14/3 | 0.362 - 0.413 | Y | 0.748 | 19.0 | 0.650 | 16.5 | 0.126 | 3.2 | 0.764 | 19.4 | 0.854 | 21.7 | 100 |
| | RU | — | Round SJT | 14/3 | 0.434 | Y | 0.780 | 19.8 | 0.650 | 16.5 | 0.126 | 3.2 | 0.764 | 19.4 | 0.854 | 21.7 | 100 |



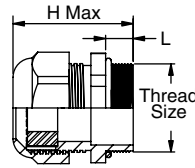
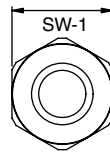
CABLE GLANDS

CG-NPT Series NPT Cable Gland



Specifications:

- Material: Body and Nut: UL94 V-2 Nylon 6
Sealing Gland: CR/NBR
O-Ring: NBR
- Color: Black
- Material: Optional CGLN Locking Nut: UL94 V-2 Glass-Filled Nylon 6
- Color: Black



Optional Locknuts

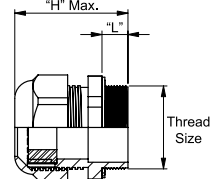
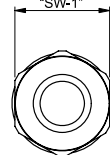
| Item No. | Thread Size | Locking Nuts | | Bulk Pack Qty. | |
|-----------------|-------------|--------------|------|----------------|-----------|
| | | Across Flats | | | Thickness |
| | | in | mm | | |
| CGNPT050B | NPT-1/4 | 0.748 | 19.0 | 0.216 5.5 100 | |
| CGLN-NPT-3/8-BK | NPT-3/8 | 0.866 | 22.0 | 0.197 5.0 100 | |
| CGLN-NPT-1/2-BK | NPT-1/2 | 1.063 | 27.0 | 0.236 6.0 100 | |
| CGLN-NPT-3/4-BK | NPT-3/4 | 1.417 | 36.0 | 0.276 7.0 100 | |
| CGLN-NPT-1-BK | NPT-1 | 1.654 | 42.0 | 0.276 7.0 100 | |

Features:

- Protection Class: IP68 - 5 Bar
- Designed for superior sealing; no O-Ring is needed for smaller sizes to meet IP68 rating
- Operating temperature: -4°F - 212°F (-20°C - 100°C)

| Item No. | Approval | Cable Ø Range Min | | Cable Ø Range Max | | Thread Size | Mounting Hole | | L | | SW-1 | | H Max Ref. | | Bulk Pack Qty. |
|-----------------|----------|-------------------|------|-------------------|------|-------------|---------------|------|-------|------|-------|------|------------|------|----------------|
| | | in | mm | in | mm | | in | mm | in | mm | in | mm | | | |
| CG-NPT-1/4-1-BK | — | 0.157 | 4.0 | 0.315 | 8.0 | NPT-1/4 | 0.524 | 13.3 | 0.354 | 9.0 | 0.748 | 19.0 | 1.378 | 35.0 | 100 |
| CG-NPT-3/8-1-BK | UL | 0.118 | 3.0 | 0.276 | 7.0 | NPT-3/8 | 0.670 | 17.0 | 0.571 | 14.5 | 0.866 | 22.0 | 1.750 | 44.5 | 100 |
| CG-NPT-3/8-2-BK | UL | 0.197 | 5.0 | 0.394 | 10.0 | NPT-3/8 | 0.670 | 17.0 | 0.571 | 14.5 | 0.866 | 22.0 | 1.750 | 44.5 | 100 |
| CG-NPT-1/2-1-BK | UL | 0.197 | 5.0 | 0.236 | 9.0 | NPT-1/2 | 0.875 | 22.2 | 0.571 | 14.5 | 0.945 | 24.0 | 1.770 | 45.0 | 100 |
| CG-NPT-1/2-2-BK | UL | 0.276 | 7.0 | 0.472 | 12.0 | NPT-1/2 | 0.875 | 22.2 | 0.591 | 15.0 | 1.063 | 27.0 | 1.870 | 47.5 | 100 |
| CG-NPT-1/2-3-BK | UL | 0.394 | 10.0 | 0.551 | 14.0 | NPT-1/2 | 0.875 | 22.2 | 0.591 | 15.0 | 1.063 | 27.0 | 1.870 | 47.5 | 100 |
| CG-NPT-3/4-1-BK | UL | 0.354 | 9.0 | 0.630 | 16.0 | NPT-3/4 | 1.068 | 27.1 | 0.591 | 15.0 | 1.299 | 33.0 | 2.050 | 52.0 | 50 |
| CG-NPT-3/4-2-BK | UL | 0.551 | 14.0 | 0.709 | 18.0 | NPT-3/4 | 1.068 | 27.1 | 0.591 | 15.0 | 1.299 | 33.0 | 2.050 | 52.0 | 50 |
| CG-NPT-1-1-BK | UL | 0.472 | 12.0 | 0.787 | 20.0 | NPT-1 | 1.350 | 34.3 | 0.709 | 18.0 | 1.654 | 42.0 | 2.380 | 60.5 | 25 |
| CG-NPT-1-2-BK | UL | 0.748 | 19.0 | 0.984 | 25.0 | NPT-1 | 1.350 | 34.3 | 0.709 | 18.0 | 1.654 | 42.0 | 2.380 | 60.5 | 25 |

CG-M Series Cable Gland – Metric Thread



Specifications:

- Material: Body and Nut: UL94 V-2 Nylon 6
Sealing Gland: CR/NBR
O-Ring: NBR
- Color: Black
- Material: Optional CGLN Locking Nut: UL94 V-2 Glass-Filled Nylon 6
- Color: Black

Features:

- Protection Class: IP68 - 5 Bar
- Designed for superior sealing; no Sealing Washer is needed for smaller sizes to meet IP68 rating
- Two Sealing Glands are included with all but the M12 thread. Remove the inner sealing gland for larger cable diameters

| Item No. | Approval | Ø Cable Range Min | | Ø Cable Range Max | | Thread Size | Mounting Hole | | L | | SW-1 | | H Max Ref. | | Pack Qty. | Bulk Pack Qty. |
|-------------|----------|-------------------|-----|-------------------|------|-------------|---------------|------|-------|------|-------|------|------------|------|-----------|----------------|
| | | in | mm | in | mm | | in | mm | in | mm | in | mm | | | | |
| CG-M12-1-BK | UL | 0.079 | 2.0 | 0.197 | 5.0 | M12 | 0.480 | 12.2 | 0.315 | 8.0 | 0.591 | 15.0 | 1.220 | 31.0 | 1 | 100 |
| CG-M16-1-BK | UL | 0.118 | 3.0 | 0.394 | 10.0 | M16 | 0.638 | 16.2 | 0.315 | 8.0 | 0.787 | 20.0 | 1.398 | 35.5 | 1 | 100 |
| CG-M20-1-BK | UL | 0.197 | 5.0 | 0.512 | 13.0 | M20 | 0.795 | 20.2 | 0.315 | 8.0 | 0.945 | 24.0 | 1.417 | 36.0 | 1 | 100 |
| CG-M25-1-BK | UL | 0.315 | 8.0 | 0.669 | 17.0 | M25 | 0.992 | 25.2 | 0.315 | 8.0 | 1.142 | 29.0 | 1.623 | 43.0 | 1 | 50 |
| CG-M32-1-BK | UL | 0.472 | 12 | 0.827 | 21.0 | M32 | 1.268 | 32.2 | 0.394 | 10.0 | 1.417 | 36.0 | 1.968 | 50.0 | 1 | 25 |
| CG-M40-1-BK | UL | 0.630 | 16 | 1.102 | 28.0 | M40 | 1.583 | 40.2 | 0.394 | 10.0 | 1.811 | 46.0 | 2.008 | 51.0 | 1 | 10 |

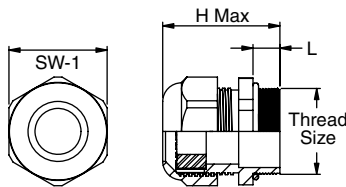
Optional Locknuts

| Item No. | Thread Size | Locking Nuts | | Pack Qty. | Bulk Pack Qty. | |
|-------------|-------------|--------------|------|-----------|----------------|-----------|
| | | Across Flats | | | | Thickness |
| | | in | mm | | | |
| CGLN-M12-BK | M12 | 0.339 | 17.0 | 0.197 | 5.0 1 100 | |
| CGLN-M16-BK | M16 | 0.866 | 22.0 | 0.197 | 5.0 1 100 | |
| CGLN-M20-BK | M20 | 1.063 | 27.0 | 0.236 | 6.0 1 100 | |
| CGLN-M25-BK | M25 | 1.260 | 32.0 | 0.236 | 6.0 1 100 | |
| CGLN-M32-BK | M32 | 1.614 | 41.0 | 0.276 | 7.0 1 100 | |
| CGLN-M40-BK | M40 | 1.969 | 50.0 | 0.276 | 7.0 1 50 | |

CABLE GLANDS



CG-PG Series PG Cable Gland



Specifications:

- Material: Body and Nut: UL94 V-2 Nylon 6
Sealing Gland: CR/NBR
O-Ring: NBR
- Color: Black
- Material: Optional CGLN Locking Nut:
UL94 V-2 Glass-Filled Nylon 6
- Color: Black
- Temperature Range: -4°F - 212°F (-20°C -100°C)

Features:

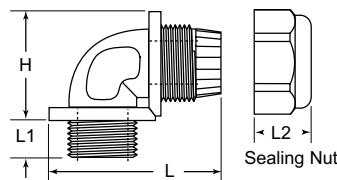
- Protection Class: IP68 - 5 Bar
- Designed for superior sealing; no O-Ring needed for smaller sizes to meet IP68 rating

Optional Locknuts

| Item No. | Thread Size | Across Flats | | Thickness | | Pack Qty. | Bulk Pack Qty. |
|----------------|-------------|--------------|------|-----------|-----|-----------|----------------|
| | | In | mm | In | mm | | |
| CGLN-PG7-BK | PG7 | 0.748 | 19.0 | 0.197 | 5.0 | 1 | 100 |
| CGLN-PG9-BK | PG9 | 0.866 | 22.0 | 0.197 | 5.0 | 1 | 100 |
| CGLN-PG11-BK | PG11 | 0.945 | 24.0 | 0.197 | 5.0 | 1 | 100 |
| CGLN-PG13.5-BK | PG13.5 | 1.063 | 27.0 | 0.236 | 6.0 | 1 | 100 |
| CGLN-PG16-BK | PG16 | 1.181 | 30.0 | 0.236 | 6.0 | 1 | 100 |
| CGLN-PG21-BK | PG21 | 1.417 | 36.0 | 0.276 | 7.0 | 1 | 100 |
| CGLN-PG29-BK | PG29 | 1.811 | 46.0 | 0.276 | 7.0 | 1 | 100 |
| CGLN-PG36-BK | PG36 | 2.362 | 60.0 | 0.315 | 8.0 | 1 | 50 |

| Item No. | Approval | Ø Cable Range Min | | Ø Cable Range Max | | Thread Size | Mounting Hole | | L | | SW-1 | | H Max Ref. | | Pack Qty. | Bulk Pack Qty. |
|----------------|----------|-------------------|------|-------------------|------|-------------|---------------|------|-------|------|-------|------|------------|------|-----------|----------------|
| | | in | mm | in | mm | | in | mm | in | mm | in | mm | in | mm | | |
| CG-PG7-1-BK | UL | 0.079 | 2.0 | 0.197 | 5.0 | PG7 | 0.500 | 12.7 | 0.315 | 8.0 | 0.591 | 15.0 | 1.201 | 30.5 | 1 | 100 |
| CG-PG7-2-BK | UL | 0.118 | 3.0 | 0.256 | 6.5 | PG7 | 0.500 | 12.7 | 0.315 | 8.0 | 0.591 | 15.0 | 1.201 | 30.5 | 1 | 100 |
| CG-PG9-1-BK | UL | 0.079 | 2.0 | 0.236 | 6.0 | PG9 | 0.606 | 15.4 | 0.315 | 8.0 | 0.748 | 19.0 | 1.339 | 34.0 | 1 | 100 |
| CG-PG9-2-BK | UL | 0.157 | 4.0 | 0.315 | 8.0 | PG9 | 0.606 | 15.4 | 0.315 | 8.0 | 0.748 | 19.0 | 1.339 | 34.0 | 1 | 100 |
| CG-PG11-1-BK | UL | 0.118 | 3.0 | 0.276 | 7.0 | PG11 | 0.740 | 18.8 | 0.315 | 8.0 | 0.866 | 22.0 | 1.457 | 37.0 | 1 | 100 |
| CG-PG11-2-BK | UL | 0.197 | 5.0 | 0.394 | 10.0 | PG11 | 0.740 | 18.8 | 0.315 | 8.0 | 0.866 | 22.0 | 1.457 | 37.0 | 1 | 100 |
| CG-PG13.5-1-BK | UL | 0.236 | 6.0 | 0.472 | 12.0 | PG13.5 | 0.815 | 20.7 | 0.354 | 9.0 | 0.945 | 24.0 | 1.535 | 39.0 | 1 | 100 |
| CG-PG16-1-BK | UL | 0.394 | 10.0 | 0.551 | 14.0 | PG16 | 0.898 | 22.8 | 0.394 | 10.0 | 1.063 | 27.0 | 1.673 | 42.5 | 1 | 50 |
| CG-PG21-1-BK | UL | 0.236 | 9.0 | 0.630 | 16.0 | PG21 | 1.126 | 28.6 | 0.433 | 11.0 | 1.299 | 33.0 | 1.870 | 47.5 | 1 | 50 |
| CG-PG21-2-BK | UL | 0.512 | 13.0 | 0.709 | 18.0 | PG21 | 1.126 | 28.6 | 0.433 | 11.0 | 1.299 | 33.0 | 1.870 | 47.5 | 1 | 50 |
| CG-PG29-1-BK | UL | 0.472 | 12.0 | 0.787 | 20.0 | PG29 | 1.472 | 37.4 | 0.433 | 11.0 | 1.654 | 42.0 | 2.087 | 53.0 | 1 | 25 |
| CG-PG36-1-BK | UL | 0.787 | 20.0 | 1.024 | 26.0 | PG36 | 1.870 | 47.5 | 0.512 | 13.0 | 2.087 | 53.0 | 2.402 | 61.0 | 1 | 10 |
| CG-PG36-2-BK | UL | 0.866 | 22.0 | 1.260 | 32.0 | PG36 | 1.870 | 47.5 | 0.512 | 13.0 | 2.087 | 53.0 | 2.402 | 61.0 | 1 | 10 |

CGRA Series 90° NPT Cable Glands



Specifications:

- Material: UL94 V-2 Nylon 6/6
- Color: Black
- Temperature Range: Working -40°F to 221°F (-40°C to 105°C)
Intermittent up to 300°F (149°C)

Features:

- IP 68 rated protection: 5 bar
- Provides dust and water-tight performance and strain relief
- EPDM gasket and lock nut are sold separately

Optional Parts

| LNPT - NPT Locknuts | | | |
|---------------------|------------|-----------|----------------|
| Locknut Item No. | NPT Thread | Pack Qty. | Bulk Pack Qty. |
| LNPT100B | 3/8" | 1 | 50 |
| LNPT200B | 1/2" | 1 | 50 |
| LNPT300B | 3/4" | 1 | 50 |
| LNPT005B | 1-1/4" | 1 | 10 |

| Item No. | NPT Thread | Mounting Hole | Overall Length L | | Mounting Thread L1 | | Nut Length L2 | | Overall Height H | | Variable Clamping Range (Min/Max) | | Pack Qty. | Bulk Pack Qty. |
|----------|------------|---------------|------------------|------|--------------------|------|---------------|------|------------------|------|-----------------------------------|-------------|-----------|----------------|
| | | | in | mm | in | mm | in | mm | in | mm | | | | |
| CGRA011A | 3/8 | 0.687 | 1.909 | 48.5 | 0.461 | 11.7 | 0.657 | 16.7 | 1.181 | 30.0 | 0.197 - 0.354 | 5.0 - 8.0 | 1 | 20 |
| CGRA015A | 1/2 | 0.875 | 2.031 | 51.6 | 0.579 | 14.7 | 0.724 | 18.4 | 1.228 | 31.2 | 0.393 - 0.512 | 10.0 - 13.0 | 1 | 20 |
| CGRA018A | 3/4 | 1.0625 | 2.539 | 64.5 | 0.583 | 14.8 | 0.878 | 22.3 | 1.638 | 41.6 | 0.512 - 0.630 | 13.0 - 16.0 | 1 | 20 |
| CGRA020A | 1-1/4 | 1.687 | 3.346 | 85.0 | 0.740 | 18.8 | 1.220 | 31.0 | 2.087 | 53.0 | 0.866 - 1.412 | 22.0 - 29.0 | 1 | 10 |



PANEL HOLE PLUGS & CABLE GROMMETS

Metric & PG Threaded Rubber Plug

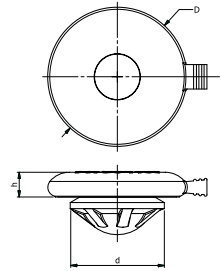


Specifications:

- Material: Silicone Rubber
- Color: Black


Features:

- Can be pushed into place using a blunt tipped tool
- Used to give water tight protection to spare holes that need to be closed off
- Pull tab for easy removal
- Fits standard Metric and PG sizes



| Item No. | Cable Gland Sizes | Ø Hole | | Panel Thickness Range | | d | | D | | h | | Bulk Pack Qty. |
|----------|-------------------|---------------|-------------|-----------------------|-----------|-------|------|-------|------|-------|-----|----------------|
| | | in | mm | in | mm | in | mm | in | mm | in | mm | |
| 551846 | PG7/M12 | 0.480 - 0.492 | 12.2 - 12.5 | 0.039 - 0.079 | 1.0 - 2.0 | 0.571 | 14.5 | 0.968 | 24.6 | 0.189 | 4.8 | 1000 |
| 551847 | PG9/M16 | 0.606 - 0.638 | 15.4 - 16.2 | 0.039 - 0.079 | 1.0 - 2.0 | 0.689 | 17.5 | 1.087 | 27.6 | 0.197 | 5.0 | 500 |
| 551848 | PG11/PG13.5/M20 | 0.740 - 0.815 | 18.8 - 20.7 | 0.039 - 0.079 | 1.0 - 2.0 | 0.905 | 23.0 | 1.346 | 34.2 | 0.236 | 6.0 | 500 |
| 551849 | PG16 | 0.898 | 22.8 | 0.039 - 0.079 | 1.0 - 2.0 | 1.024 | 26.0 | 1.520 | 38.6 | 0.256 | 6.5 | 200 |
| 551850 | PG21/M25 | 0.992 - 1.126 | 25.2 - 28.6 | 0.039 - 0.079 | 1.0 - 2.0 | 1.220 | 31.0 | 1.732 | 44.0 | 0.295 | 7.5 | 100 |
| 551851 | M32 | 1.268 - 1.394 | 32.2 - 35.4 | 0.039 - 0.079 | 1.0 - 2.0 | 1.575 | 40.0 | 2.205 | 56.0 | 0.354 | 9.0 | 100 |

CGA Series Cable Grommet

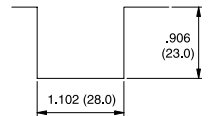
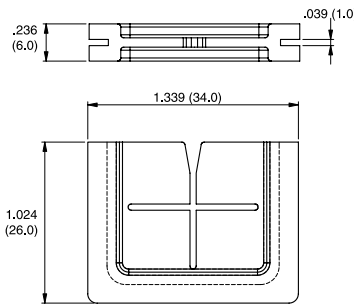


Specifications:

- Material: Silicone Rubber, 70 Shore A
- Color: Black

Features:


- Routes cables and protects wires from sharp edges
- "Wings" are flexible so it can accept various diameters and shapes
- Continuous working temperature of 300°F



Recommended Panel Cut-Out

| Item No. | Ø Maximum Bundle | | Panel Thickness | | Bulk Pack Qty. |
|----------|------------------|------|-----------------|-----|----------------|
| | in | mm | in | mm | |
| 1258288 | 0.591 | 15.0 | 0.039 | 1.0 | 1000 |

CGB Series Cable Grommet

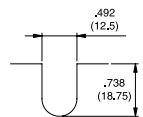
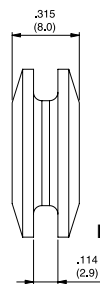
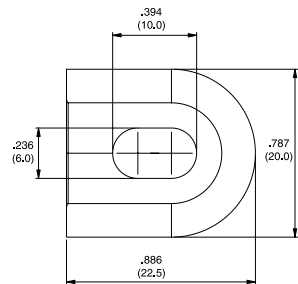


Specifications:

- Material: Silicone Rubber, 65 Shore A
- Color: Black

Features:

- Routes cables and protects wires from sharp edges
- "Wings" are flexible so it can accept various diameters and shapes
- Continuous working temperature of 350°F



Recommended Panel Cut-Out

| Item No. | Bundle Area | | Max Panel Thickness | | Bulk Pack Qty. |
|----------|---------------|------------|---------------------|-----|----------------|
| | in | mm | in | mm | |
| CGB-1 | 0.394 x 0.236 | 10.0 x 6.0 | 0.110 | 2.8 | 1000 |

CGC Series Cable Grommet

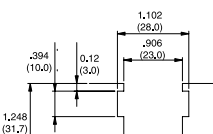
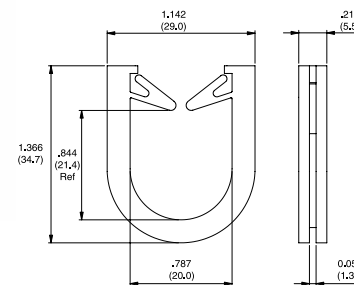


Specifications:

- Material: Nylon 6/6
- Color: Natural

Features:

- Routes cables and protects wires from sharp edges
- "Wings" are flexible so it can accept various diameters and shapes
- Cables may be inserted and removed



Recommended Panel Cut-Out

| Item No. | Bundle Area | | Max Panel Thickness | | Bulk Pack Qty. |
|----------|---------------|-------------|---------------------|-----|----------------|
| | in | mm | in | mm | |
| CGC-1-01 | 0.844 x 0.787 | 21.4 x 20.0 | 0.047 | 1.2 | 250 |



EHWSE/EWSE/EWSJS Series
Edge Wire Saddle

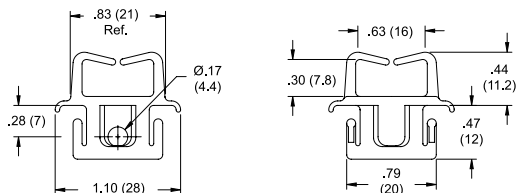

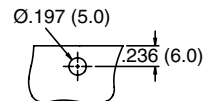


Figure 1



Recommended Mounting Hole

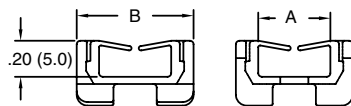

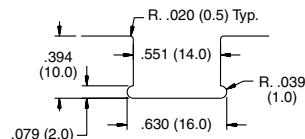


Figure 2



Recommended Panel Cut-Out

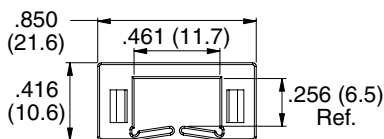

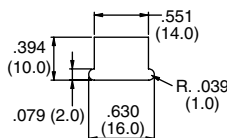
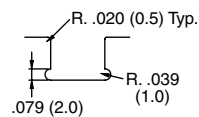


Figure 3



Thru Hole Panel Cut-Out



Edge Hole Panel Cut-Out

Specifications:

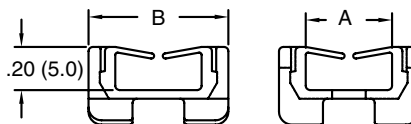
- Material: UL94 V-2 Nylon 6/6
- Color: See Table

Features:

- Mounts vertically or horizontally
- Routes cables and protects wires from sharp edges

| Item No. | Figure | Approval | Color | Panel Thickness | | Depth | | Bulk Pack Qty. |
|------------|--------|----------|---------|-----------------|-----------|-------|-----|----------------|
| | | | | in | mm | in | mm | |
| EHWSE-1-01 | 1 | RU | Natural | 0.039 - 0.079 | 1.0 - 2.0 | 0.240 | 6.2 | 1000 |
| EWSE-1-01 | 2 | RU | Black | 0.032 - 0.078 | 0.8 - 1.2 | 0.190 | 4.8 | 1000 |
| EWSE-2-01 | 2 | RU | Natural | 0.047 - 0.063 | 1.2 - 1.6 | 0.190 | 4.8 | 1000 |
| EWSE-3-01 | 2 | RU | Grey | 0.063 - 0.079 | 1.6 - 2.0 | 0.190 | 4.8 | 1000 |
| EWSJS-1-01 | 3 | — | Natural | 0.032 - 0.078 | 0.8 - 2.0 | 0.260 | 6.6 | 1000 |

EWSE Series
Edge Wire Saddle

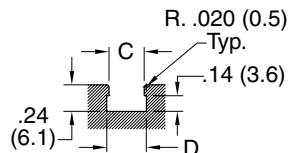


Specifications:

- Material: UL94 V-2 Nylon 6/6
- Color: Natural

Features:

- Snaps into cutout on the board
- Routes cables and protects wires from sharp edges



Recommended Panel Cut-Out

| Item No. | Approval | Panel Thickness | | A | | B | | C | | D | | Depth | | Bulk Pack Qty. |
|--------------|----------|-----------------|-----------|-------|------|-------|------|-------|------|-------|------|-------|-----|----------------|
| | | in | mm | in | mm | in | mm | in | mm | in | mm | | | |
| EWSE-12.8-01 | RU | 0.031 - 0.063 | 0.8 - 1.6 | 0.200 | 5.0 | 0.440 | 11.3 | 0.320 | 8.1 | 0.360 | 9.1 | 0.140 | 3.6 | 1000 |
| EWSE-8.1-01 | RU | 0.031 - 0.063 | 0.8 - 1.6 | 0.390 | 10.0 | 0.640 | 16.2 | 0.500 | 12.8 | 0.540 | 13.8 | 0.140 | 3.6 | 1000 |



EDGE WIRE SADDLES & GROMMET EDGING

HEWSE Series Hinged Edge Wire Saddle

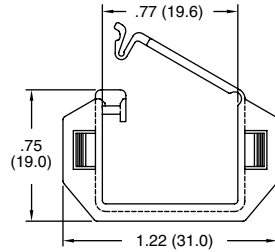



Figure 1

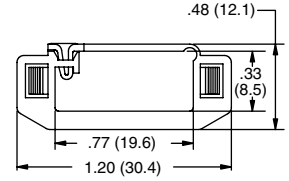


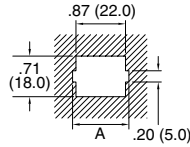
Figure 2

Specifications:

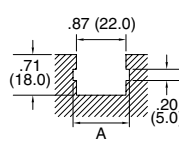
- Material: UL94 V-2 Nylon 6/6
- Color: Natural

Features:

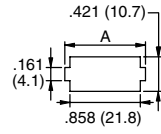
- Routes cables and protects them from sharp edges
- Installed in a mounting slot; edge or through-hole
- Hinged latch allows retrofitting into pre-existing applications



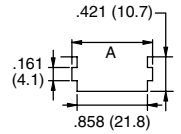
Thru Hole Panel Cut-Out



Edge Hole Panel Cut-Out



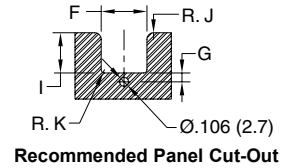
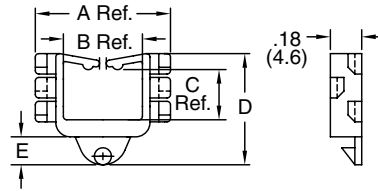

Thru Hole Panel Cut-Out



Edge Hole Panel Cut-Out

| Item No. | Figure | Panel Thickness | | A | | Depth | | Bulk Pack Qty. |
|-------------|--------|-----------------|-----------|-------|------|-------|-----|----------------|
| | | in | mm | in | mm | in | mm | |
| HEWSE-22-01 | 1 | 0.020 - 0.063 | 0.5 - 1.6 | 0.980 | 25.0 | 0.260 | 6.6 | 1000 |
| HEWSE-25-01 | 2 | 0.031 - 0.063 | 0.8 - 1.6 | 0.980 | 25.0 | 0.260 | 6.6 | 1000 |
| HEWSE-25-01 | 2 | 0.079 | 2.0 | 1.020 | 26.0 | 0.260 | 6.6 | 1000 |

LEWSE Series Edge Wire Saddle



Recommended Panel Cut-Out

Specifications:

- Material: UL94 V-2 Nylon 6/6
- Color: Natural

Features:

- Locking pin in mounting base provides firm grip to the board
- Protects wires from sharp edges
- Available in four different sizes

| Item No. | Panel Thickness | A Ref. | B Ref. | C Ref. | D | E | F | I | G | R. J | R. K | Bulk Pack Qty. |
|-------------|-----------------|--------|--------|--------|-------|-------|--------|-------|-------|-------|-------|----------------|
| | | in | in | in | in | in | in | in | in | in | in | |
| LEWSE-14-01 | 0.031 - 0.063 | 0.780 | 0.460 | 0.290 | 0.640 | 0.160 | 0.551 | 0.484 | 0.106 | 0.079 | 0.039 | 1000 |
| LEWSE-19-01 | 0.031 - 0.063 | 1.060 | 0.660 | 0.590 | 0.980 | 0.150 | 0.756 | 0.831 | 0.100 | 0.079 | 0.039 | 1000 |
| LEWSE-21-01 | 0.031 - 0.063 | 1.130 | 0.660 | 0.580 | 0.980 | 0.150 | 0.827 | 0.827 | 0.100 | 0.079 | 0.060 | 1000 |
| LEWSE-27-01 | 0.031 - 0.063 | 1.370 | 0.900 | 0.910 | 1.310 | 0.120 | 10.630 | 1.140 | 0.106 | 0.079 | 0.060 | 1000 |

MCCG Series Metal Cushioned Grommet

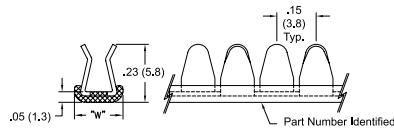


Figure 1

Specifications:

- Material: 304 Stainless Steel, Coated with Black Nylon 1
- Cushion: UL94 V-0 TPE (60 Shore D)
- Temperature Range: -40°F - 285°F (-40°C - 140°C)

Features:

- Dielectric Strength: 1500 volts @ 60Hz
- Flexible polymer cushion gives additional abrasion protection
- Sold in 100 foot reels that can be cut to length using metal shears
- The MCCGF is the more flexible of the two due to the design

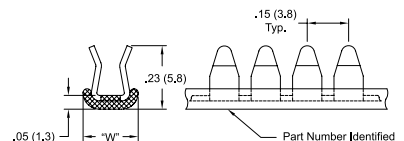


Figure 2

| Item No. | Figure 1 | Figure 2 | Approval | Fits Panel Thickness | | Width W | | Roll Length | Pack Qty. |
|----------|----------|----------|----------|----------------------|-----------|---------|-----|-------------|-----------|
| | | | | in | mm | in | mm | | |
| MCCG-1N | MCCGF-1N | NA | NA | 0.029 - 0.045 | 0.7 - 1.1 | 0.190 | 4.8 | 100 | 1 |
| MCCG-2N | MCCGF-2N | NA | NA | 0.044 - 0.056 | 1.1 - 1.4 | 0.190 | 4.8 | 100 | 1 |
| MCCG-3N | MCCGF-3N | NA | NA | 0.055 - 0.069 | 1.4 - 1.7 | 0.190 | 4.8 | 100 | 1 |
| MCCG-4N | — | NA | NA | 0.069 - 0.090 | 1.7 - 2.3 | 0.230 | 5.8 | 100 | 1 |
| MCCG-6N | — | NA | NA | 0.113 - 0.130 | 2.9 - 3.3 | 0.230 | 5.8 | 100 | 1 |

GROMMET EDGING



MCG/MCGF Series Metal Grommet

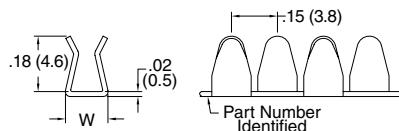


Figure 1

Specifications:

- Material: 304 Stainless Steel, Coated with Black Nylon 11 and a cushion of TPE 60 Shore D UL94V-0 rating
- Color: See Table
- Temperature Range: -40°F - 285°F (-40°C - 140°C)

Features:

- Dielectric Strength: 1000 Volts @ 60Hz
- Locks onto panel with finger pressure
- Sold in 100 foot reels that can be cut to length using metal shears
- The MCGF is the more flexible of the two due to the design

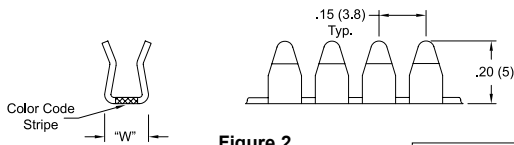


Figure 2



| Item No. | | Approval | Fits Panel Thickness | | Width W | | Color Coded | Roll Length | | Pack Qty. |
|----------|----------|----------|----------------------|-----------|---------|-----|-------------|-------------|---|-----------|
| Figure 1 | Figure 2 | | in | mm | in | mm | | ft | | |
| MCG-1N | — | | 0.029 - 0.045 | 0.7 - 1.1 | 0.140 | 3.6 | — | 100 | 1 | |
| MCG-2N | — | | 0.044 - 0.056 | 1.1 - 1.4 | 0.140 | 3.6 | — | 100 | 1 | |
| MCG-3N | — | | 0.055 - 0.069 | 1.4 - 1.7 | 0.140 | 3.6 | — | 100 | 1 | |
| MCG-4N | — | | 0.069 - 0.090 | 1.7 - 2.3 | 0.180 | 4.6 | — | 100 | 1 | |
| MCG-6N | — | | 0.113 - 0.130 | 2.9 - 3.3 | 0.180 | 4.6 | — | 100 | 1 | |
| — | MCGF-1N | | 0.029 - 0.045 | 0.7 - 1.1 | 0.130 | 3.3 | White | 100 | 1 | |
| — | MCGF-2N | | 0.044 - 0.056 | 1.1 - 1.4 | 0.130 | 3.3 | Pink | 100 | 1 | |
| — | MCGF-3N | | 0.055 - 0.069 | 1.4 - 1.7 | 0.130 | 3.3 | Yellow | 100 | 1 | |

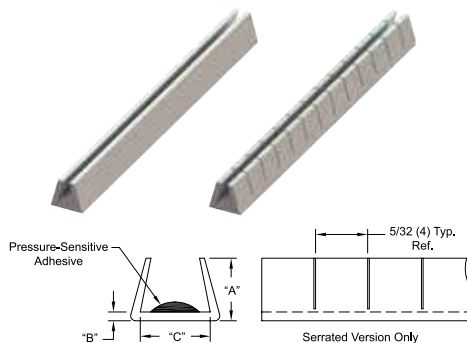
NGSG/SNGSG/PGSG/SPGSG Series Continuous Grommet Edging with Adhesive

Specifications:

- Material Options:
UL94 HB Nylon Temperature Range: -40°F - 248°F (-40°C - 120°C)
Polyethylene: Temperature Range: -40°F - 149°F (-40°C - 65°C)
- Color: See Table

Features:

- Adhesive provides self-retaining grip eliminating the need for epoxy
- Sizes 6, 7, and 8 are extra flexible
- Solid version is for straight edges
- Serrated version for round, square, and rectangular holes
- Polyethylene material is very flexible



| Solid Profile Item No. | | Serrated Profile Item No. | | Material | Panel Thickness Range | | A Ref. | | B Ref. | | C Ref. | | Roll Length | Pack Qty. |
|------------------------|-----------|---------------------------|------------|---------------|-----------------------|-----------|--------|-----|--------|-----|--------|-----|-------------|-----------|
| Natural | Black | Natural | Black | | in | mm | in | mm | in | mm | in | mm | | |
| NGSG-2 | — | SNGSG-2 | SNGSG-2B | UL94 HB Nylon | 0.037 - 0.071 | 0.9 - 1.8 | 0.172 | 4.4 | 0.031 | 0.8 | 0.109 | 2.8 | 100 | 1 |
| NGSG-2.5 | — | SNGSG-2.5 | — | UL94 HB Nylon | 0.072 - 0.105 | 1.8 - 2.7 | 0.172 | 4.4 | 0.031 | 0.8 | 0.109 | 2.8 | 100 | 1 |
| NGSG-3 | — | SNGSG-3 | — | UL94 HB Nylon | 0.106 - 0.164 | 2.7 - 4.2 | 0.188 | 4.8 | 0.047 | 1.2 | 0.156 | 4.0 | 100 | 1 |
| PGSG-2 | PGSG-2B | SPGSG-2 | SPGSG-2B | Polyethylene | 0.037 - 0.071 | 0.9 - 1.8 | 0.172 | 4.4 | 0.031 | 0.8 | 0.109 | 2.8 | 100 | 1 |
| PGSG-6 | PGSG-6B | SPGSG-6 | — | Polyethylene | 0.037 - 0.071 | 0.9 - 1.8 | 0.160 | 4.1 | 0.025 | 0.6 | 0.060 | 1.5 | 100 | 1 |
| PGSG-2.5 | PGSG-2.5B | SPGSG-2.5 | SPGSG-2.5B | Polyethylene | 0.072 - 0.105 | 1.8 - 2.7 | 0.172 | 4.4 | 0.031 | 0.8 | 0.109 | 2.8 | 100 | 1 |
| — | — | SPGSG-7 | — | Polyethylene | 0.072 - 0.105 | 1.8 - 2.7 | 0.188 | 4.8 | 0.035 | 0.9 | 0.100 | 2.5 | 100 | 1 |
| PGSG-3 | PGSG-3B | SPGSG-3 | SPGSG-3B | Polyethylene | 0.106 - 0.164 | 2.7 - 4.2 | 0.188 | 4.8 | 0.047 | 1.2 | 0.156 | 4.0 | 100 | 1 |
| — | — | SPGSG-8 | — | Polyethylene | 0.106 - 0.164 | 2.7 - 4.2 | 0.188 | 4.8 | 0.035 | 0.9 | 0.156 | 4.0 | 100 | 1 |


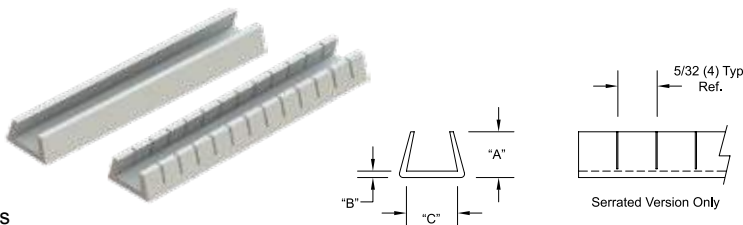
NGS/PGS/SNGS/SPGS Series Continuous Grommet Edging

Specifications:

- Material: See Table
- Color: See Table

Features:

- Solid version is for straight edges
- Serrated version for round, square, and rectangular holes
- Polyethylene material is very flexible

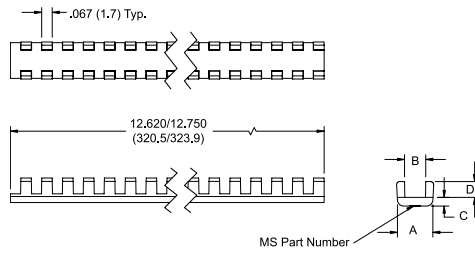
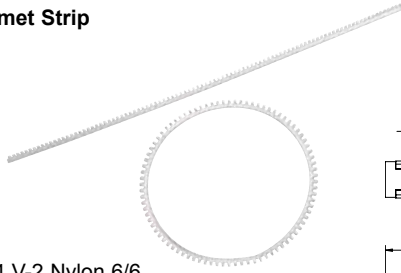


| Solid Profile Item No. | | Serrated Profile Item No. | | Material | Panel Thickness Range | | A Ref. | | B Ref. | | C Ref. | | Roll Length | Pack Qty. |
|------------------------|----------|---------------------------|-----------|---------------|-----------------------|-----------|--------|-----|--------|-----|--------|-----|-------------|-----------|
| Natural | Black | Natural | Black | | in | mm | in | mm | in | mm | in | mm | | |
| NGS-1 | — | SNGS-1 | SNGS-1B | UL94 HB Nylon | 0.026 - 0.036 | 0.7 - 0.9 | 0.125 | 3.2 | 0.031 | 0.8 | 0.031 | 0.8 | 100 | 1 |
| NGS-2 | — | SNGS-2 | SNGS-2B | UL94 HB Nylon | 0.037 - 0.071 | 0.9 - 1.8 | 0.172 | 4.4 | 0.031 | 0.8 | 0.109 | 2.8 | 100 | 1 |
| — | — | SNGS-2.5 | SNGS-2.5B | UL94 HB Nylon | 0.072 - 0.105 | 1.8 - 2.7 | 0.172 | 4.4 | 0.031 | 0.8 | 0.109 | 2.8 | 100 | 1 |
| — | — | SNGS-3 | SNGS-3B | UL94 HB Nylon | 0.106 - 0.164 | 2.7 - 4.2 | 0.188 | 4.8 | 0.047 | 1.2 | 0.156 | 4.0 | 100 | 1 |
| — | — | SNGS-4 | SNGS-4B | UL94 HB Nylon | 0.164 - 0.187 | 4.2 - 4.7 | 0.188 | 4.8 | 0.047 | 1.2 | 0.188 | 4.8 | 100 | 1 |
| — | — | SNGS-5 | — | UL94 HB Nylon | 0.188 - 0.250 | 4.8 - 6.4 | 0.188 | 4.8 | 0.047 | 1.2 | 0.250 | 6.4 | 100 | 1 |
| PGS-1 | PGS-1B | SPGS-1 | — | Polyethylene | 0.026 - 0.036 | 0.7 - 0.9 | 0.125 | 3.2 | 0.031 | 0.8 | 0.031 | 0.8 | 100 | 1 |
| PGS-2 | — | SPGS-2 | — | Polyethylene | 0.037 - 0.071 | 0.9 - 1.8 | 0.172 | 4.4 | 0.031 | 0.8 | 0.109 | 2.8 | 100 | 1 |
| PGS-2.5 | PGS-2.5B | SPGS-2.5 | SPGS-2.5B | Polyethylene | 0.072 - 0.105 | 1.8 - 2.7 | 0.172 | 4.4 | 0.031 | 0.8 | 0.109 | 2.8 | 100 | 1 |
| PGS-3 | — | SPGS-3 | — | Polyethylene | 0.106 - 0.164 | 2.7 - 4.2 | 0.188 | 4.8 | 0.047 | 1.2 | 0.156 | 4.0 | 100 | 1 |



GROMMET EDGING

MGS Series MS21266 Grommet Strip



Specifications:

- Material: UL94 V-2 Nylon 6/6
- Color: Natural

Features:

- Ideally suited to cover normal and irregular shaped holes in sheet metal
- Complies with NASM21266
- Minimum hole diameter is 1"



| Item No. | Militart Part Number | Panel Thickness | A | B | C | D | Bulk Pack Qty. |
|----------|----------------------|-----------------|-------|-------|-------|-------|----------------|
| MGS-1-01 | MS21266-1N | 0.015 - 0.052 | 0.150 | 0.056 | 0.055 | 0.100 | 100 |
| MGS-2-01 | MS21266-2N | 0.052 - 0.085 | 0.175 | 0.090 | 0.055 | 0.100 | 100 |
| MGS-3-01 | MS21266-3N | 0.085 - 0.128 | 0.220 | 0.131 | 0.055 | 0.100 | 100 |
| MGS-4-01 | MS21266-4N | 0.128 - 0.192 | 0.325 | 0.195 | 0.070 | 0.160 | 100 |
| MGS-5-01 | MS21266-5N | 0.192 - 0.255 | 0.385 | 0.260 | 0.070 | 0.170 | 100 |
| MGS-6-01 | MS21266-6N | 0.255 - 0.318 | 0.445 | 0.320 | 0.075 | 0.180 | 100 |
| MGS-8-01 | MS21266-8N | 0.380 - 0.510 | 0.640 | 0.515 | 0.075 | 0.180 | 50 |

RG Series Rubber Grommet Edging

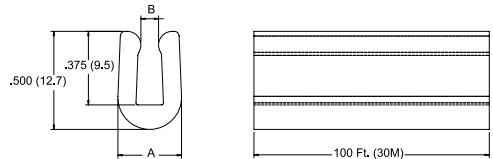


Specifications:

- Material: TPE
- Color: Black

Features:

- Supplied in rolls that can be cut to required length
- Prevents wires and cables from chafing against sharp edges



| Item No. | Fits Panel Thickness | | A Ref | | B Max | | Roll Length | | Pack Qty. |
|----------|----------------------|-----|-------|-----|-------|-----|-------------|----|-----------|
| | in | mm | in | mm | in | mm | ft | m | |
| RG-1 | 0.063 | 1.6 | 0.264 | 6.7 | 0.030 | 0.8 | 100 | 30 | 1 |
| RG-2 | 0.093 | 2.4 | 0.293 | 7.4 | 0.060 | 1.5 | 100 | 30 | 1 |
| RG-3 | 0.125 | 3.2 | 0.324 | 8.2 | 0.090 | 2.3 | 100 | 30 | 1 |

GRE Series PVC Grommet Edging

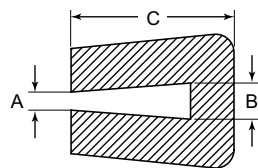


Specifications:

- Material: Soft PVC
- Color: Black

Features:

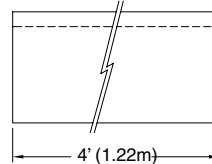
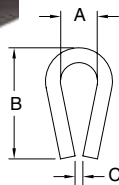
- Protects sharp or delicate edges
- Fits irregular shapes and a range of panel thicknesses
- PVC material is non-staining; resistant to ozone, acids, and sunlight; with excellent aging qualities



| Item No. | Panel Thickness A | | Panel Thickness B | | Overall Width C | | Roll Length | | Pack Qty. |
|-----------|-------------------|------|-------------------|------|-----------------|-------|-------------|----|-----------|
| | in | mm | in | mm | in | mm | ft | m | |
| GRE32343A | 0.031 | 0.78 | 0.047 | 1.19 | 0.276 | 7.01 | 164 | 50 | 1 |
| GRE34074A | 0.039 | 0.99 | 0.079 | 2.00 | 0.315 | 8.00 | 164 | 50 | 1 |
| GRE34075A | 0.059 | 1.49 | 0.110 | 2.79 | 0.374 | 9.50 | 164 | 50 | 1 |
| GRE34076A | 0.106 | 2.69 | 0.149 | 3.78 | 0.413 | 10.49 | 164 | 50 | 1 |
| GRE34077A | 0.146 | 3.70 | 0.204 | 5.18 | 0.433 | 11.00 | 164 | 50 | 1 |
| GRE34078A | 0.209 | 5.30 | 0.267 | 6.78 | 0.512 | 13.00 | 164 | 50 | 1 |



**DSC Series
Nylon Grommet Edging**



Specifications:

- Material: UL94 HB MDS Filled Nylon
- Color: Gray

Features:

- Used as wear strips, non-abrasive edging, noise-reducing conveyor strips, framing, binding, or to protect from sharp edges
- Built-in lubricant for reduced friction and longer part life
- Resistant to ordinary solvents, mild acids and alkalis or fungus growth
- Comes in 4 foot lengths that can be cut to desired length



| Item No. | A Fits Panel Thickness | | B | | C Ref | | Wall Thickness | | Length | | Bulk Pack Qty. | Pack Qty. |
|----------|------------------------|-----|-------|------|-------|-----|----------------|-----|--------|------|----------------|-----------|
| | in | mm | in | mm | in | mm | in | mm | ft | m | | |
| DSC-5-48 | 0.062 | 1.6 | 0.300 | 7.6 | 0.031 | 0.8 | 0.031 | 0.8 | 4 | 1.22 | 100 Ft | 1 |
| DSC-1-48 | 0.125 | 3.2 | 0.375 | 9.5 | 0.020 | 0.5 | 0.047 | 1.2 | 4 | 1.22 | 100 Ft | 1 |
| DSC-2-48 | 0.188 | 4.8 | 0.500 | 12.7 | 0.031 | 0.8 | 0.047 | 1.2 | 4 | 1.22 | 100 Ft | 1 |
| DSC-3-48 | 0.250 | 6.4 | 0.625 | 15.9 | 0.045 | 1.1 | 0.063 | 1.6 | 4 | 1.22 | 100 Ft | 1 |

**CH Series
Polystyrene Channel**

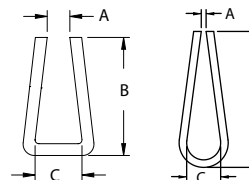


Specifications:

- Material: ULB94 HB Polystyrene
- Color: White

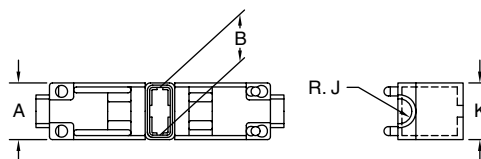
Features:

- Protects from sharp edges
- Binds and frames
- Sold in 4 foot lengths that can be cut to desired length



| Item No. | Fits Panel Thickness | | A Ref | | B Ref | | C Min. | | Figure | Length | | Bulk Pack Qty. | Pack Qty. |
|--------------|----------------------|-----|-------|-----|-------|------|--------|-----|--------|--------|------|----------------|-----------|
| | in | mm | in | mm | in | mm | in | mm | | ft | m | | |
| CH200X250-48 | 0.250 | 6.4 | 0.200 | 5.1 | 0.375 | 9.5 | 0.25 | 6.4 | 1 | 4 | 1.22 | 100 ft | 1 |
| CH15X50-48 | 0.050 | 1.3 | 0.015 | 0.4 | 0.437 | 11.1 | 0.05 | 1.3 | 1 | 4 | 1.22 | 100 ft | 1 |
| CH20X141-48 | 0.140 | 3.6 | 0.020 | 0.5 | 0.562 | 14.3 | 0.14 | 3.6 | 2 | 4 | 1.22 | 100 ft | 1 |

**OS Series
Straight Terminal Insulator**

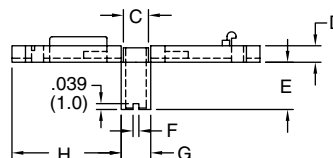


Specifications:

- Material: UL94 V-2 Nylon 6
- Color: Natural

Features:

- Insulating sleeve for straight type receptacles
- Installs easily by hand; slip the sleeve onto receptacle and snap shut with fingers
- For pre-assembled wire and receptacle

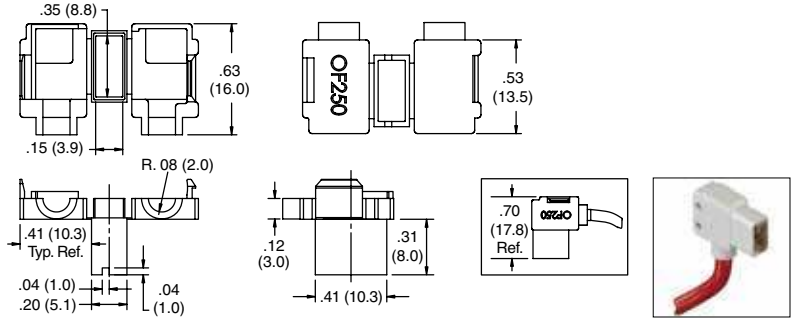


| Item No. | Approval | Terminal Type | Ø Wire | | A | | B | | C | | D | | E | | F | | G | | H | | R.J | | K | | Bulk Pack Qty. |
|----------|----------|--------------------------|--------|-----|-------|-----|-------|-----|-------|-----|-------|-----|-------|-----|-------|-----|-------|-----|-------|------|-------|-----|-------|-----|----------------|
| | | | in | mm | in | mm | in | mm | in | mm | in | mm | in | mm | in | mm | in | mm | in | mm | in | mm | in | mm | |
| OS-187 | UL | Straight Type 187 Series | 9/64 | 3.6 | 0.346 | 8.8 | 0.240 | 6.1 | 0.106 | 2.7 | 0.102 | 2.6 | 0.268 | 6.8 | 0.039 | 1.0 | 0.154 | 3.9 | 0.594 | 15.1 | 0.071 | 1.8 | 0.295 | 7.5 | 500 |
| OS-250 | UL | Straight Type 187 Series | 5/32 | 3.8 | 0.386 | 9.8 | 0.311 | 7.9 | 0.164 | 3.4 | 0.110 | 2.8 | 0.315 | 8.0 | 0.039 | 1.0 | 0.185 | 4.7 | 0.728 | 18.5 | 0.081 | 2.1 | 0.358 | 9.1 | 500 |



INSULATORS

OF Series Flag Terminal Insulator



Specifications:

- Material: UL94 V-2 Nylon 6
- Color: Natural

Features:

- Insulating sleeve for flag type receptacles
- Installs easily by hand; slip the sleeve onto receptacle and snap shut with fingers
- For pre-assembled wire and receptacle

| Item No. | Approval | Terminal Type | Wire Ø | | Bulk Pack Qty. |
|----------|----------|----------------------|--------|-----|----------------|
| | | | in | mm | |
| OF-250 | | Flag Type 250 Series | 0.150 | 3.9 | 500 |

Quick Fit Straight Terminal Insulator

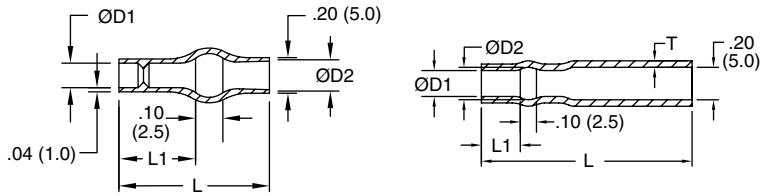



Figure 1

Figure 2

Specifications:

- Material: UL94 V-0 Soft PVC
- Color: Transparent Blue
- UL Temperature Range: 221°F (105°C)
- UL Voltage: 600V

Features:

- Replaces heat shrink tubing
- Made from a specially formulated soft PVC for fast, flexible installation
- Transparent for visual inspection
- No corrosion when exposed to copper

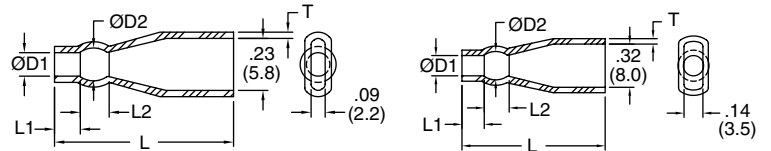


Figure 3

Figure 4

| Item No. | Figure | Wire OD Range | | Wire Gauge | Ø D1 | | Ø D2 | | L1 | | L2 | | L | | T | | Bulk Pack Qty. |
|----------|--------|---------------|---------|------------|-------|-----|-------|-----|-------|-----|-------|-----|-------|------|-----|-----|----------------|
| | | in | mm | | in | mm | in | mm | in | mm | in | mm | in | mm | | | |
| 224225 | 1 | 0.580-0.091 | 1.5-2.3 | 22-18 | 0.100 | 2.5 | 0.160 | 4.1 | 0.240 | 6.1 | — | — | 0.510 | 13.0 | — | — | 1000 |
| 224230 | 1 | 0.068-0.113 | 1.7-2.9 | 20-18 | 0.120 | 3.0 | 0.160 | 4.1 | 0.240 | 6.1 | — | — | 0.510 | 13.0 | — | — | 1000 |
| 215025 | 2 | 0.580-0.091 | 1.5-2.3 | 22-18 | 0.100 | 2.5 | 0.160 | 4.1 | 0.240 | 6.1 | — | — | 1.300 | 33.0 | .04 | 1.0 | 1000 |
| 215032 | 2 | 0.071-0.126 | 1.8-3.2 | 18-16 | 0.130 | 3.3 | 0.180 | 4.6 | 0.280 | 7.1 | — | — | 1.340 | 34.0 | .04 | 1.0 | 1000 |
| 235830 | 3 | 0.580-0.091 | 1.5-2.3 | 20-18 | 0.120 | 3.0 | 0.160 | 4.0 | 0.200 | 5.0 | 0.100 | 2.5 | 0.910 | 23.0 | .03 | .08 | 1000 |
| 235835 | 3 | 0.071-0.140 | 1.8-3.6 | 18-14 | 0.140 | 3.5 | 0.180 | 4.5 | 0.200 | 5.0 | 0.120 | 3.0 | 0.910 | 23.0 | .03 | .08 | 1000 |
| 238032 | 4 | 0.071-0.126 | 1.8-3.2 | 18-16 | 0.130 | 3.3 | 0.190 | 4.8 | 0.200 | 5.1 | 0.100 | 2.5 | 0.950 | 24.1 | .04 | 1.0 | 1000 |
| 238035 | 4 | 0.071-0.140 | 1.8-3.6 | 18-14 | 0.140 | 3.6 | 0.180 | 4.6 | 0.200 | 5.1 | 0.120 | 3.0 | 0.950 | 24.1 | .04 | 1.0 | 1000 |
| 238040 | 4 | 0.091-0.140 | 2.3-3.6 | 16-14 | 0.160 | 4.1 | 0.200 | 5.1 | 0.200 | 5.1 | 0.120 | 3.0 | 0.970 | 24.6 | .04 | 1.0 | 1000 |
| 238048 | 4 | 0.113-0.190 | 2.9-4.8 | 14-12 | 0.190 | 4.8 | 0.250 | 6.3 | 0.200 | 5.1 | 0.100 | 2.5 | 0.980 | 24.6 | .04 | 1.0 | 1000 |

Quick Fit Flag Terminal Insulator

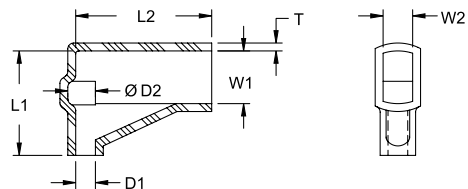


Specifications:

- Material: UL94 V-0 Soft PVC
- Color: Transparent Blue
- UL Temperature Range: 221°F (105°C)
- UL Voltage: 600V

Features:

- Replaces heat shrink tubing
- Made from a specially formulated soft PVC for fast, flexible installation
- Transparent for visual inspection
- No corrosion when exposed to copper

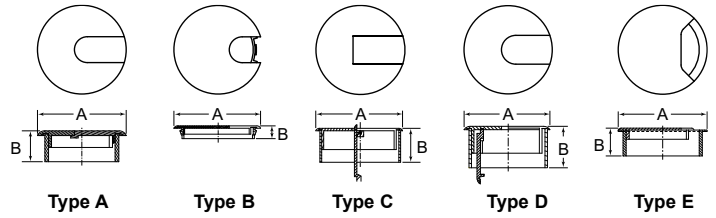


| Item No. | Wire OD Range | | Wire Gauge | Ø D1 | | Ø D2 | | L1 | | L2 | | W1 | | W2 | | T | Bulk Pack Qty. | |
|----------|---------------|-----------|------------|-------|-----|-------|-----|-------|------|-------|------|-------|-----|-------|-----|-------|----------------|------|
| | in | mm | | in | mm | in | mm | in | mm | in | mm | in | mm | | | | | |
| 248532 | 0.071 - 0.126 | 1.8 - 3.2 | 18 - 16 | 0.130 | 3.2 | 0.170 | 4.2 | 0.530 | 13.5 | 0.690 | 17.5 | 0.340 | 8.5 | 0.180 | 4.5 | 0.040 | 1.0 | 1000 |
| 248548 | 0.133 - 0.190 | 2.9 - 4.8 | 14 - 12 | 0.190 | 4.8 | 0.230 | 5.8 | 0.530 | 13.5 | 0.690 | 17.5 | 0.340 | 8.5 | 0.180 | 4.5 | 0.040 | 1.0 | 1000 |

DESK GROMMETS



**WMRG Series
Round Desk Grommets**



Specifications:

- Material: ABS or PS
- Color: Black
- Surface Finish: Textured or Polished

Features:

- Used extensively on office furniture and computer desks to eliminate the clutter of wires and cables
- Several shapes and styles; most can be coordinated to match the color of your desk surface
- Layer packed for your convenience and to protect the surface during shipping



| Item No. | Type | Style | A | | B | | Ø To Fit Hole | | Material | Surface Finish | Bulk Pack Qty. |
|----------|------|---------|-------|-------|-------|-------|---------------|-------|----------|----------------|----------------|
| | | | in | in | in | in | in | in | | | |
| WMRG100A | A | 3-PIECE | 1.500 | 0.469 | 1.250 | 2.000 | 2.000 | 2.000 | ABS | Textured | 1000 |
| WMRG110B | D | 3-PIECE | 2.250 | 1.000 | 1.000 | 2.250 | 2.000 | 2.000 | ABS | Polished | 400 |
| WMRG130A | D | 3-PIECE | 2.250 | 1.000 | 1.000 | 2.250 | 2.000 | 2.000 | ABS | Textured | 600 |
| WMRG140A | B | 2-PIECE | 3.000 | 0.540 | 2.500 | 2.500 | 2.500 | 2.500 | ABS | Textured | 750 |
| WMRG160A | C | 3-PIECE | 3.000 | 1.050 | 2.750 | 2.750 | 2.750 | 2.750 | ABS | Textured | 400 |
| WMRG170C | A | 3-PIECE | 3.000 | 1.050 | 2.750 | 2.750 | 2.750 | 2.750 | ABS | Polished | 300 |
| WMRG180B | E | 2-PIECE | 3.625 | 1.100 | 3.250 | 3.250 | 3.250 | 3.250 | PS | Textured | 240 |
| WMRG190B | D | 3-PIECE | 2.250 | 1.000 | 2.000 | 2.000 | 2.000 | 2.000 | ABS | Textured | 400 |

**WMUG Series
Round Umbrella Table Grommets**

Specifications:

- Material: K-Resin
- Color: Clear

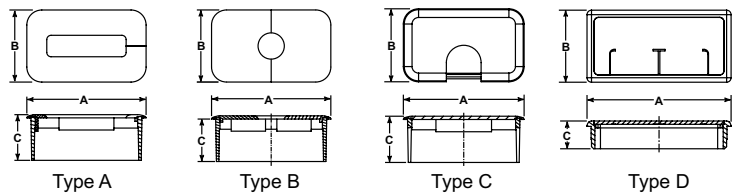


Features:

- Umbrella grommets are used on patio and casual furniture to protect tables from umbrella damage
- The plug finishes the table when the umbrella is not present

| Item No. | Ø To Fit Hole | | Type | Pack Qty. | Bulk Pack Qty. |
|----------|---------------|--------------------|--------------|-----------|----------------|
| | in | in | | | |
| WMUG100C | 2.000 | | Bushing/Ring | 1 | 900 |
| WMUG110D | | fits into WMUG100C | Cover/Lid | 1 | 900 |

**WMTG Series
Rectangular Table Grommets**



Specifications:

- Material: See Table
- Color: Black
- Surface Finish: Textured

Features:

- Wire management grommets are used extensively on office furniture and computer desks to eliminate the clutter of wires and cables

| Item No. | Type | Style | A | | | B | | | C | | | Ø To Fit Hole | | Material | Surface Finish | Bulk Pack Qty. |
|----------|------|---------|-------|-------|-------|-------|-------|-------|-------|-------|-------|---------------|-------|---------------|----------------|----------------|
| | | | in | in | in | in | in | in | in | in | in | in | | | | |
| WMTG100A | B | 3-Piece | 3.500 | 2.125 | 0.700 | 3.250 | 1.875 | 1.875 | 3.250 | 1.875 | 1.875 | 3.250 | 1.875 | ABS | Textured | 525 |
| WMTG110A | B | 3-Piece | 3.500 | 2.125 | 1.250 | 3.230 | 1.865 | 1.865 | 3.230 | 1.865 | 1.865 | 3.230 | 1.865 | ABS | Textured | 315 |
| WMTG120A | A | 2-Piece | 3.475 | 2.102 | 1.250 | 3.250 | 1.865 | 1.865 | 3.250 | 1.865 | 1.865 | 3.250 | 1.865 | ABS | Textured | 189 |
| WMTG150A | B | 2-Piece | 3.500 | 2.134 | 1.287 | 3.250 | 1.865 | 1.865 | 3.250 | 1.865 | 1.865 | 3.250 | 1.865 | ABS | Textured | 320 |
| WMTG170A | C | 2-Piece | 3.365 | 2.245 | 1.750 | 3.125 | 2.000 | 2.000 | 3.125 | 2.000 | 2.000 | 3.125 | 2.000 | ABS | Textured | 204 |
| WMTG180A | D | 2-Piece | 4.020 | 2.010 | 0.775 | 3.770 | 1.750 | 1.750 | 3.770 | 1.750 | 1.750 | 3.770 | 1.750 | Polypropylene | Textured | 288 |