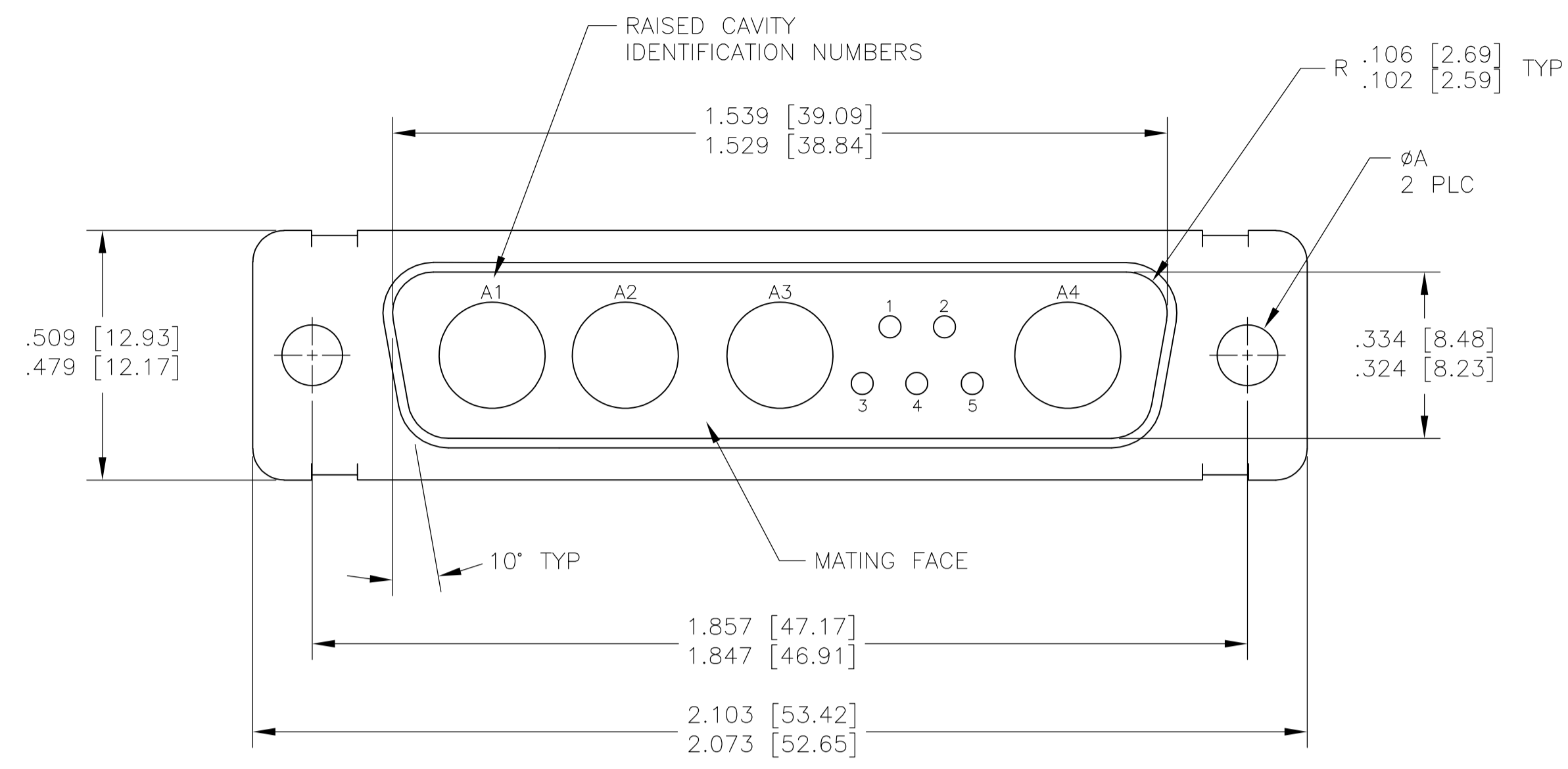
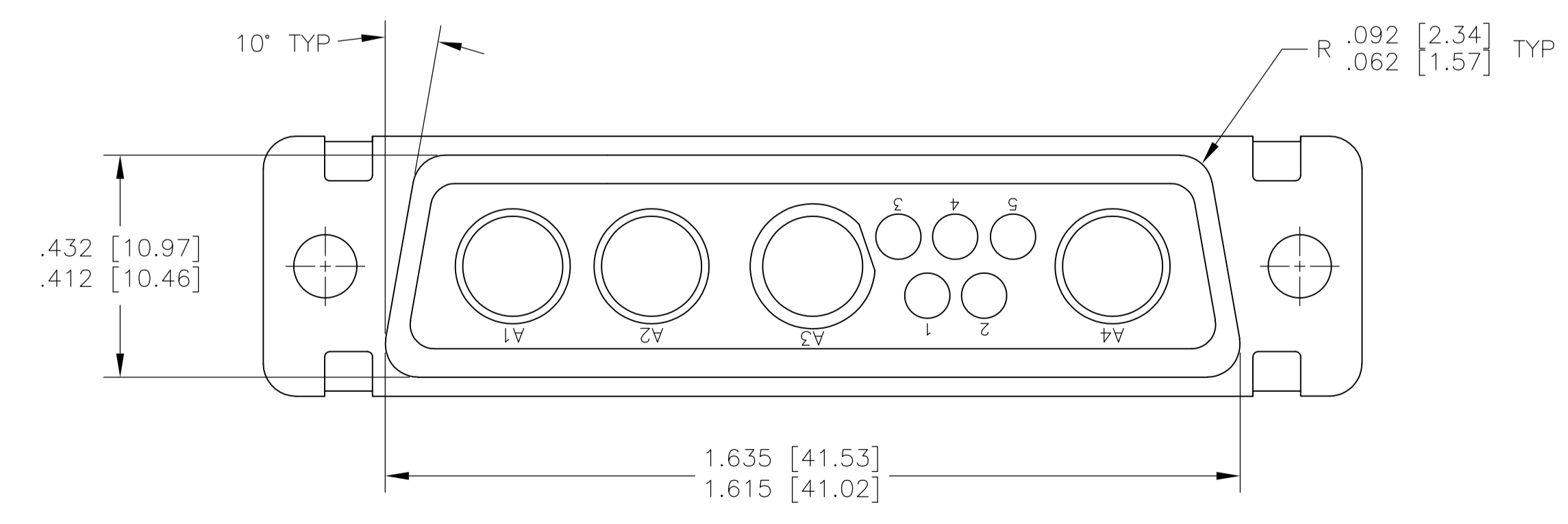
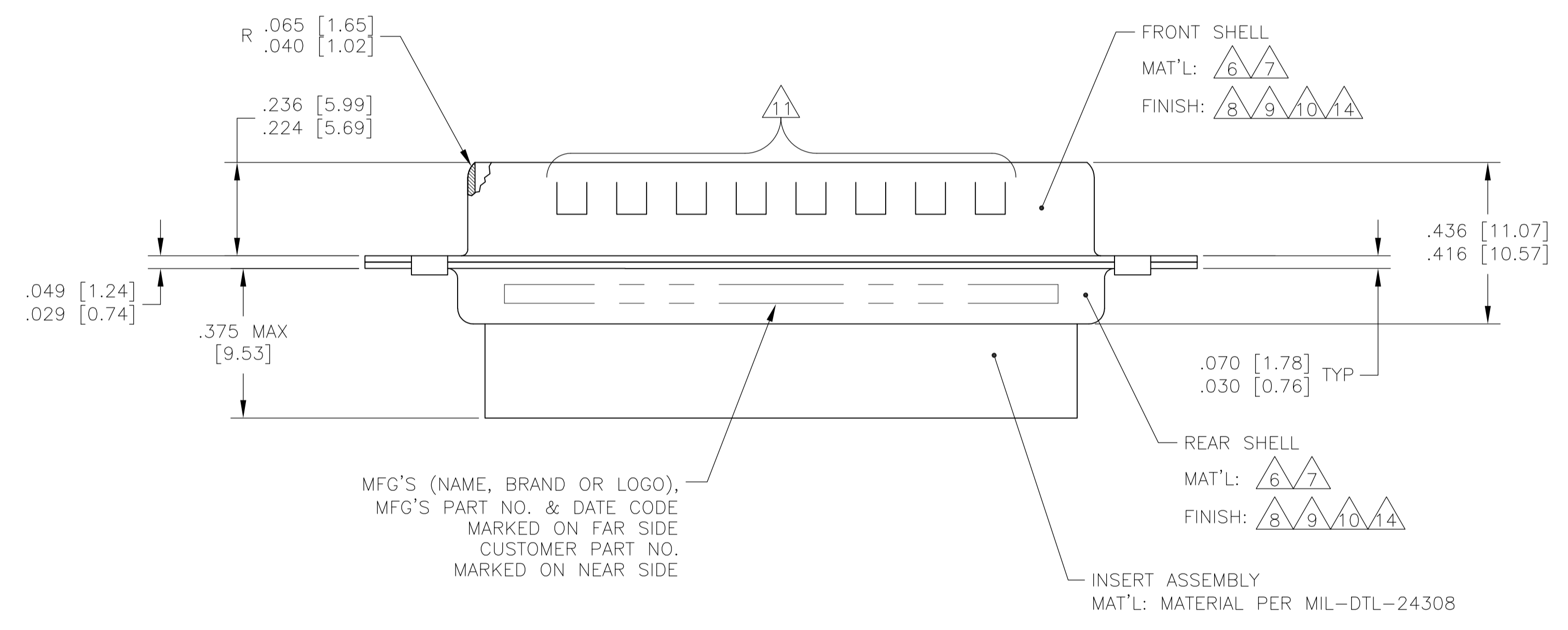


LOC		DIST		REVISIONS			
P	LTR	DESCRIPTION	DATE	DN	APVD		
W		REVISED PER ECO-15-016251	13NOV15	KG	CD		



1. THIS CONNECTOR ASSEMBLY IS SUPPLIED WITH SIZE 20 METAL CONTACT RETENTION CLIPS INSTALLED IN THE INSERT ASSEMBLY.
2. THIS CONNECTOR ASSEMBLY MATES WITH ANY 9C4, SIZE 3 RECEPTACLE CONNECTOR IN THE AMPLIMITE SERIES.
3. MARK WITH .047 [1.19]-.062 [1.57] HIGH CHARACTERS. FAR SIDE REFERS TO THE WIDE SIDE OF THE KEYSTONE. FAR SIDE MARKINGS MAY BE SPLIT BETWEEN FRONT AND REAR SHELLS.
4. PART NUMBER FOR ORDERING.
5. THIS CONNECTOR ASSEMBLY IS DESIGNED TO ACCEPT SIZE 20 CRIMP TYPE PIN CONTACTS IN POSITIONS 1 THRU 5 (NOT SUPPLIED) AND SIZE 8 PIN CONTACTS IN POSITIONS A1 THRU A4 (NOT SUPPLIED).
6. MATERIAL: STEEL PER ASTM-A-109 OR EQUIVALENT.
7. MATERIAL: BRASS ALLOY PER ASTM-B-36.
8. FINISH: GOLD PER MIL-G-45204 TYPE II, GRADE C, CLASS 1 OVER COPPER PER MIL-C-14550, CLASS IV.
9. FINISH: CADMIUM PER QQ-P-416, TYPE II, CLASS 2 OVER COPPER PER MIL-C-14550, CLASS IV.
10. FINISH: TIN PER ASTM-B-545 .000400 [0.0102] MIN THK OVER COPPER PER AMS2418 .000050 [.00127] MIN THK.
11. GROUNDING INDENTS FOR 212498-4 & 5-212498-4 ONLY.
12. DIMENSIONS AND TOLERANCES PER ANSI Y14.5M-1982.
13. THIS DRAWING SHALL BE INTERPRETED IN ACCORDANCE WITH APPLICABLE STANDARDS LISTED IN MIL-STD-100.
14. FINISH: ZINC PLATE PER ASTM-B-633 .000200-.000400 THK WITH SUPPLEMENTARY CHROMATE (Cr3+).



6, 9	.120 [3.05]	T5935-0103-007	212498-6	212498-6
6, 11, 10	.120 [3.05]	-	5-212498-4	5-212498-4
6, 14	.120 [3.05]	-	5-212498-1	5-212498-1
6, 10, 11	.120 [3.05]	-	212498-4	212498-4
7, 8	.154 [3.92]	311P405-11P-B-15	212498-3	212498-3
7, 8	.120 [3.05]	311P405-11P-B-12	212498-2	212498-2
6, 9	.120 [3.05]	-	212498-1	212498-1
REMARKS	ØA	3 CUSTOMER P/N ON CONNECTOR	3 MFG'S P/N ON CONNECTOR	4 PART NO.

THIS DRAWING IS A CONTROLLED DOCUMENT.

DIMENSIONS: INCHES	TOLERANCES UNLESS OTHERWISE SPECIFIED:	DIN MANJUNATH G.M. 27-May-15	APVD CHARLES THOMAS 27-May-15
0 PLC ± -	1 PLC ± -	2 PLC ± -	3 PLC ± .005(0.13)
4 PLC ± -	ANGLES ± 0°, 30'	NAME: CHARLES THOMAS	
MATERIAL	FINISH	SIZE: A1	SCALE: 4:1
CUSTOMER DRAWING		DRAWING NO: 00779	SHEET 1 OF 1

STE TE Connectivity
 AMPLIMITE PLUG ASSEMBLY, CRIMP
 SNAP, COAX MIX 9C4
 SERIES 109, SHELL SIZE 3