

REV. Status

ISSUE 1 6/3/92 TS
ISSUE 2 8/20/92 TS
ISSUE 3 TEMECULA WAS CARSON ADDED NOTE 7 & DATE CODE 8/8/95 TS

MODEL NUMBER  
**STT-101**

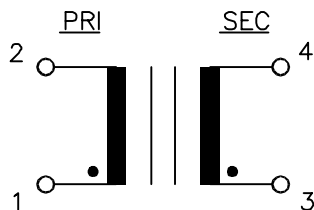
A. Electrical specifications (@ 25 ° C)

1. Leakage Inductance;  
15  $\mu$  H MAX
2. DC Resistance;  
Primary (1-2) 2.5  $\Omega$  MAX  
Secondary (3-4) 2.5  $\Omega$  MAX
3. Primary ET-constant;  
90.0V-  $\mu$ s MIN
4. Turns Ratio;  
(1-2) : (3-4) = 1 : 1.00  $\pm$ 5%
5. Interwinding Capacitance;  
80.0 pF MAX
6. Primary Inductance;  
1.0 mH MIN
7. Dielectric Strength;  
AC 2600 Vrms 1 minute @ Pri to Sec

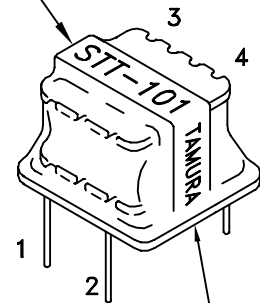
B. Marking;

STT-101, TAMURA, date code, and country of origin

C. Schematic diagram;

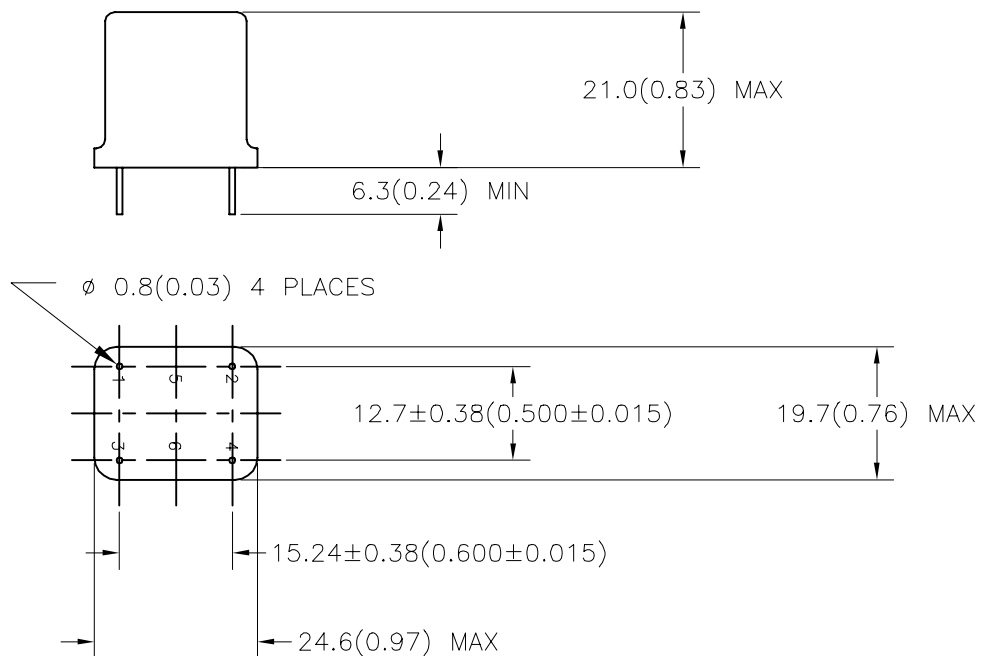


Country of origin



Date code

D. Mechanical Specifications



PREPARED BY: K. Brennan	DWG CONTROL NO. P-A1-10359 ACAD\MXFMR\A1103591.DWG	REV B	ENCAPSULATED TRIGGER TRANSFORMER	<b>STT-101</b> MODEL SPECIFICATION
ENGINEER: T. Shiozawa	CONTENTS OF THIS DRAWING ARE SUBJECT TO CHANGE WITHOUT PRIOR NOTICE		<b>TAMURA CORPORATION OF AMERICA</b> 43352 BUSINESS PARK DRIVE, TEMECULA, CA. 92590-6624 (909) 699-1270 FAX 9096769482	
APPROVED: V. Casey	PROPRIETARY NOTICE: THIS DRAWING PRINT OR DOCUMENT AND SUBJECT MATTER DISCLOSED HEREIN ARE PROPRIETARY ITEMS TO WHICH TAMURA RETAINS THE EXCLUSIVE RIGHT OF DISSEMINATION, REPRODUCTION, MANUFACTURE AND SALE. THIS DRAWING, PRINT OR DOCUMENT IS SUBMITTED IN CONFIDENCE FOR CONSIDERATION BY THE RECIPIENT ALONE UNLESS PERMISSION FOR FURTHER DISCLOSURE IS EXPRESSLY GRANTED IN WRITING.			DIM: mm(In) SCL: NONE SH: 1 OF 1