

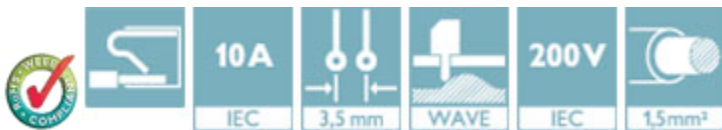
## PCB terminal block - SPTD 1,5/10-H-3,5 - 1841571

Please be informed that the data shown in this PDF Document is generated from our Online Catalog. Please find the complete data in the user's documentation. Our General Terms of Use for Downloads are valid (<http://phoenixcontact.com/download>)



PCB terminal block, Nominal current: 10 A, Nom. voltage: 200 V, Pitch: 3.5 mm, Number of positions: 10, Connection method: Push-in spring connection, Mounting: Wave soldering, Conductor/PCB connection direction: 0 °, Color: green

The figure shows a 10-position version of the product



### Key Commercial Data

Packing unit	1 pc
Minimum order quantity	25 pc
Weight per Piece (excluding packing)	22.4 g
Custom tariff number	85369010
Country of origin	China

### Technical data

#### Dimensions

Length	18 mm
Pitch	3.50 mm
Dimension a	31.5 mm
Height	24.2 mm
Length of the solder pin	3.5 mm
Pin dimensions	0,6 x 1,0 mm
Pin spacing	9.35 mm
Hole diameter	1.3 mm

#### General

Range of articles	SPTD 1,5
Insulating material group	I
Rated surge voltage (III/3)	2.5 kV

## PCB terminal block - SPTD 1,5/10-H-3,5 - 1841571

### Technical data

#### General

Rated surge voltage (III/2)	2.5 kV
Rated surge voltage (II/2)	2.5 kV
Rated voltage (III/3)	160 V
Rated voltage (III/2)	200 V
Rated voltage (II/2)	400 V
Connection in acc. with standard	EN-VDE
Nominal current I <sub>N</sub>	10 A
Nominal cross section	1.5 mm <sup>2</sup>
Maximum load current	10 A
Insulating material	PA
Solder pin surface	Sn
Flammability rating according to UL 94	V0
Stripping length	8 mm
Number of positions	10

#### Connection data

Conductor cross section solid min.	0.14 mm <sup>2</sup>
Conductor cross section solid max.	1.5 mm <sup>2</sup>
Conductor cross section flexible min.	0.14 mm <sup>2</sup>
Conductor cross section flexible max.	1.5 mm <sup>2</sup>
Conductor cross section flexible, with ferrule without plastic sleeve min.	0.2 mm <sup>2</sup>
Conductor cross section flexible, with ferrule without plastic sleeve max.	1.5 mm <sup>2</sup>
Conductor cross section flexible, with ferrule with plastic sleeve min.	0.2 mm <sup>2</sup>
Conductor cross section flexible, with ferrule with plastic sleeve max.	0.75 mm <sup>2</sup>
Conductor cross section AWG min.	26
Conductor cross section AWG max.	16

#### Standards and Regulations

Connection in acc. with standard	EN-VDE
Flammability rating according to UL 94	V0

### Classifications

#### eCl@ss

eCl@ss 5.1	27141190
eCl@ss 6.0	27261101
eCl@ss 8.0	27440401
eCl@ss 9.0	27440401

# PCB terminal block - SPTD 1,5/10-H-3,5 - 1841571

## Classifications

### ETIM

ETIM 4.0	EC002643
ETIM 5.0	EC002643

## Approvals

### Approvals

#### Approvals


cULus Recognized / VDE Zeichengenehmigung / IECEE CB Scheme / EAC


#### Ex Approvals

#### Approvals submitted

### Approval details

cULus Recognized	
	B
mm <sup>2</sup> /AWG/kcmil	26-14
Nominal current I <sub>N</sub>	10 A
Nominal voltage U <sub>N</sub>	150 V

VDE Zeichengenehmigung 	
mm <sup>2</sup> /AWG/kcmil	0.14-1.5
Nominal current I <sub>N</sub>	10 A
Nominal voltage U <sub>N</sub>	200 V

IECEE CB Scheme 	
mm <sup>2</sup> /AWG/kcmil	1.5

# PCB terminal block - SPTD 1,5/10-H-3,5 - 1841571

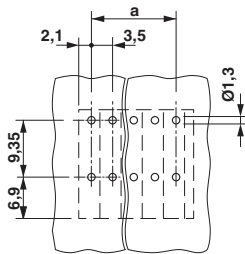
## Approvals

Nominal current I <sub>N</sub>	10 A
Nominal voltage U <sub>N</sub>	200 V

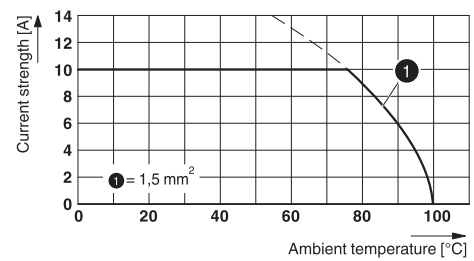
EAC
-----

## Drawings

Drilling diagram



Diagram



Type: SPTD 1,5/...-H-3,5

Dimensional drawing

