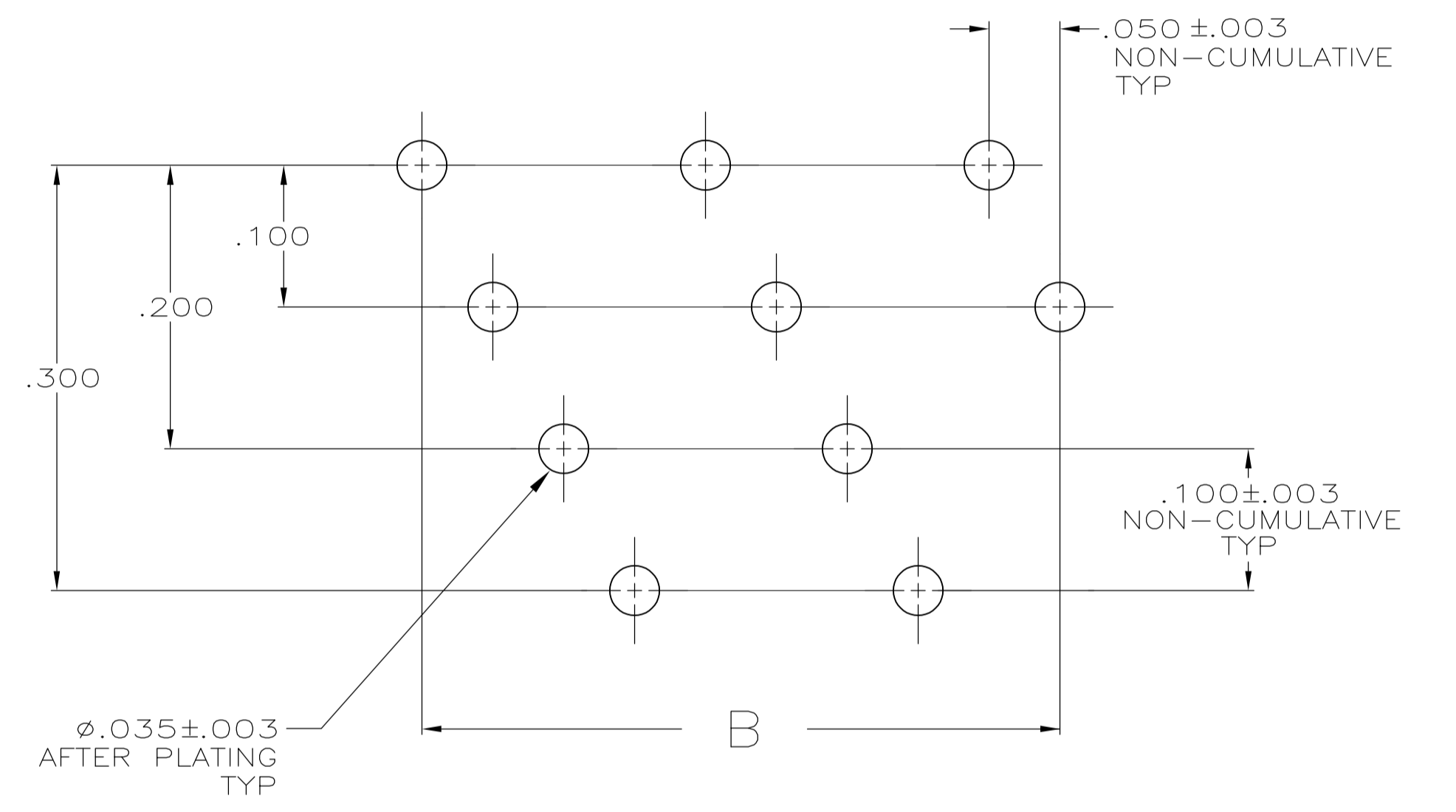
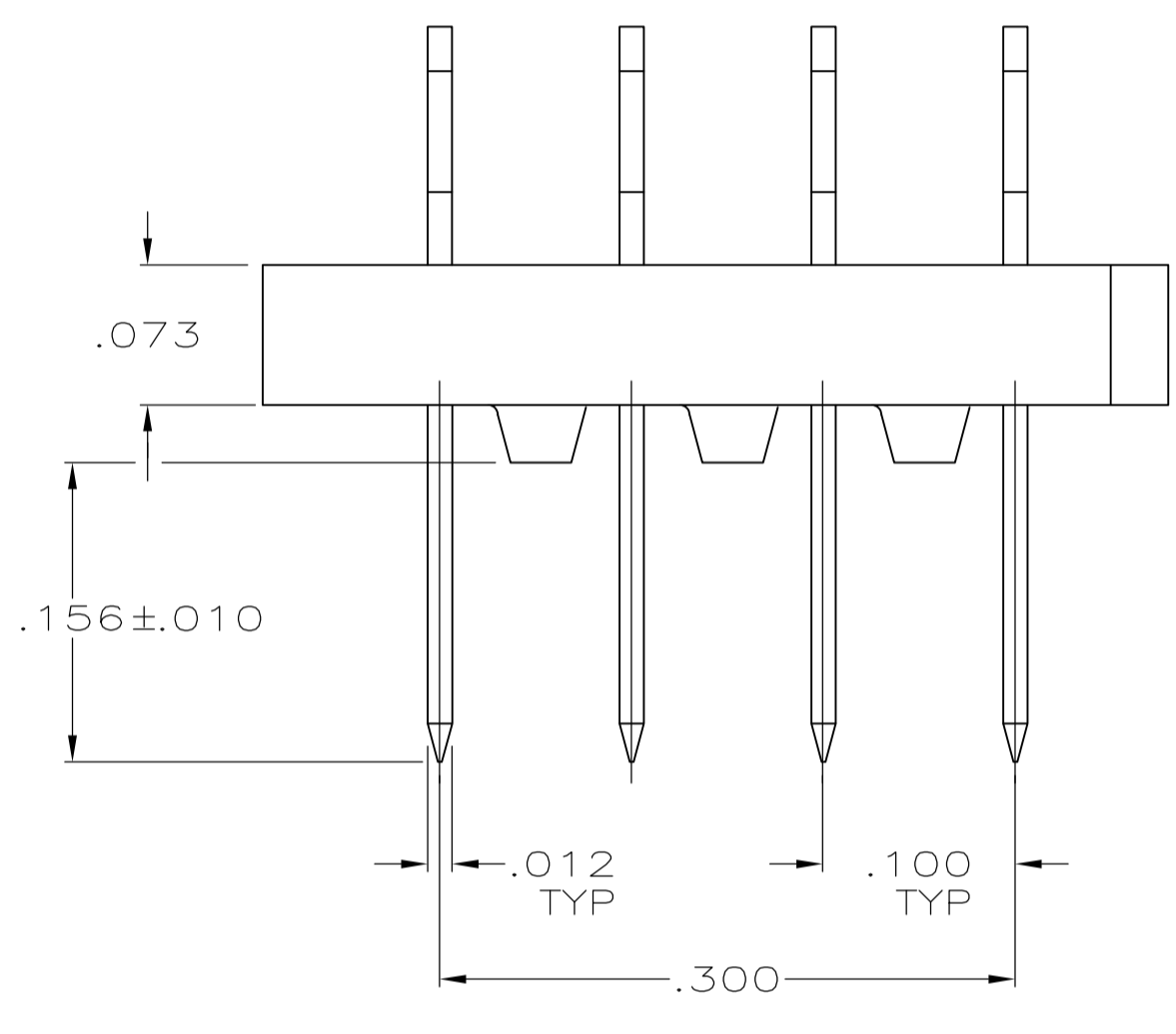
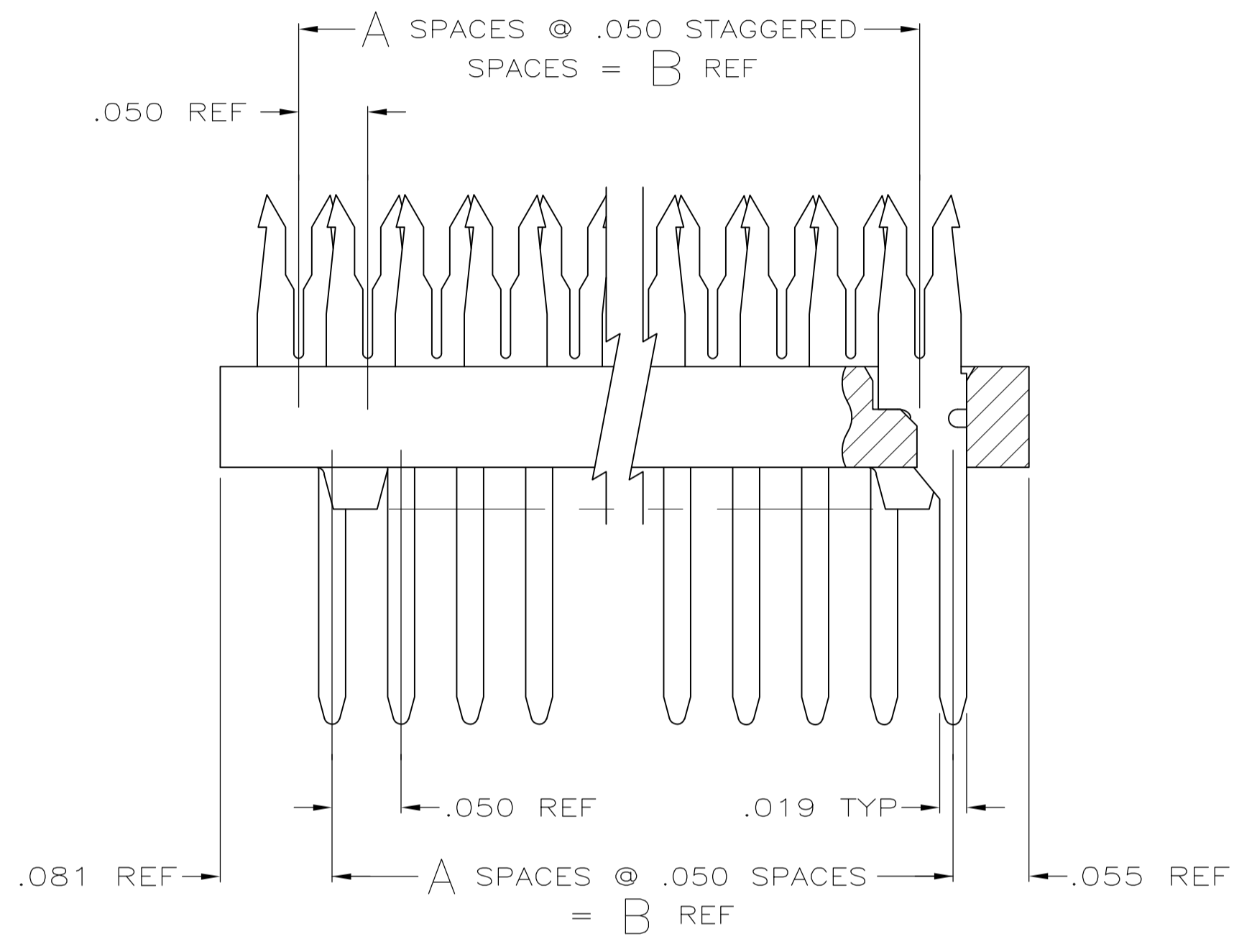


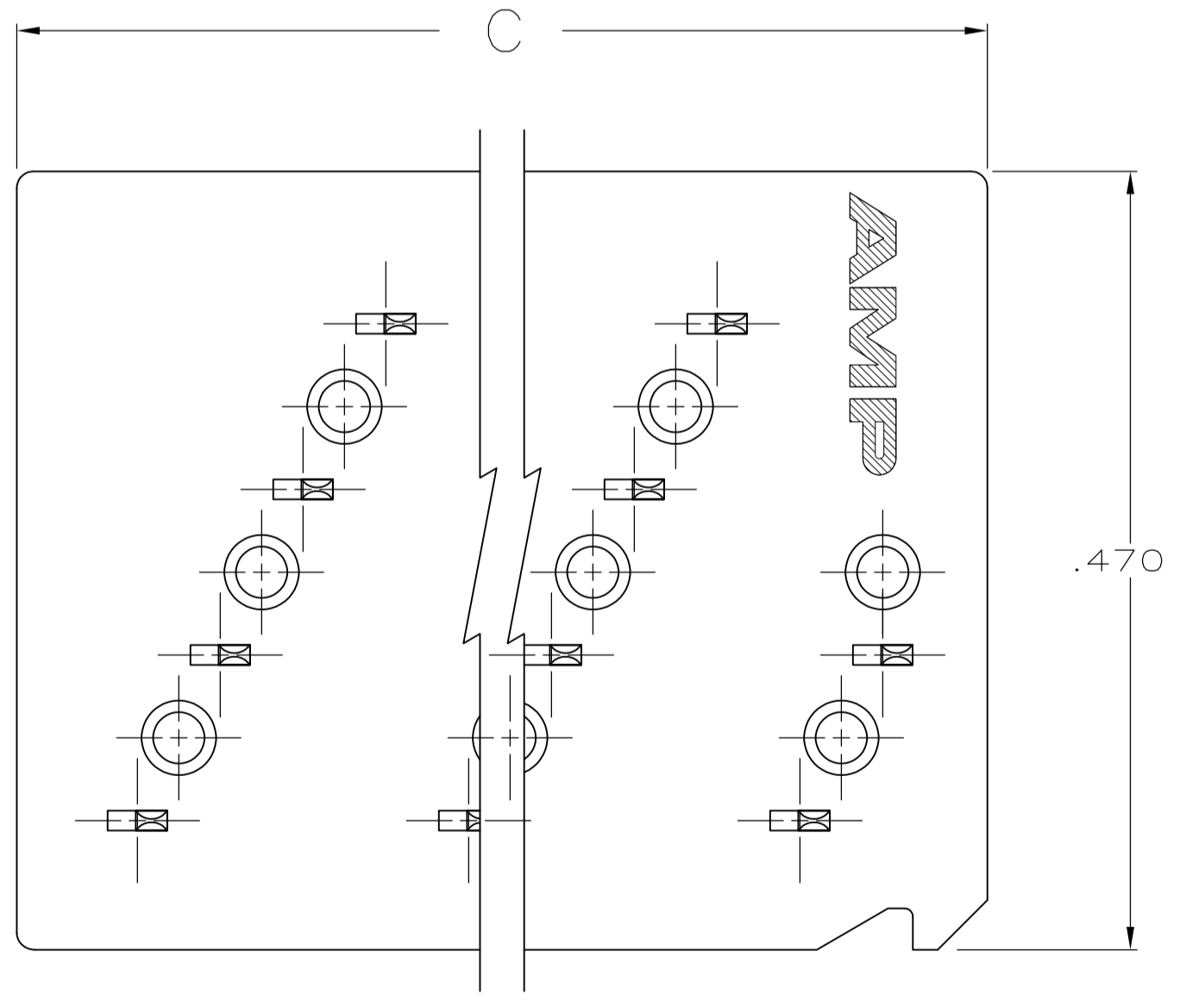
LOC		DIST		REVISIONS			
DF	FO	REV	DATE	BY	APPV		
		G	28JUN2011	CCT	DH		

- ALL PARTS ASSEMBLED BY TYCO ELECTRONICS CORP.
- STANDOFFS: POSN 10 (8) STANDOFFS AS SHOWN.
 POSN 14 (11) STANDOFFS, 3 PER DIAGONAL ROW.
 POSN 18 (14) STANDOFFS, 3 PER DIAGONAL ROW.
 POSN 22 (17) STANDOFFS, 3 PER DIAGONAL ROW.
 POSN 26 (20) STANDOFFS, 3 PER DIAGONAL ROW.
 POSN 30 (23) STANDOFFS, 3 PER DIAGONAL ROW.
 POSN 34 (26) STANDOFFS, 3 PER DIAGONAL ROW.
 POSN 38 (29) STANDOFFS, 3 PER DIAGONAL ROW.
 POSN 42 (32) STANDOFFS, 3 PER DIAGONAL ROW.
 POSN 46 (35) STANDOFFS, 3 PER DIAGONAL ROW.
 POSN 50 (38) STANDOFFS, 3 PER DIAGONAL ROW.
 POSN 54 (41) STANDOFFS, 3 PER DIAGONAL ROW.
 POSN 58 (44) STANDOFFS, 3 PER DIAGONAL ROW.

- FLAME RETARDANT, 94 V-0 RATED, GLASS FILLED, NYLON OR POLYESTER, COLOR: BLACK.
- FINISH: BRIGHT TIN-LEAD .000100-.000200 THK OVER NICKEL .000050 MIN THK.
- FINISH: BRIGHT TIN .000100-.000200 THK OVER NICKEL .000050 MIN THK.



RECOMMENDED HOLE LAYOUT



OBSOLETE	5	1.786	1.650	33	34	5-111361-7
OBSOLETE	4	2.986	2.850	57	58	1-111361-3
OBSOLETE	4	2.786	2.650	53	54	1-111361-2
OBSOLETE	4	2.586	2.450	49	50	1-111361-1
OBSOLETE	4	2.386	2.250	45	46	1-111361-0
OBSOLETE	4	2.186	2.050	41	42	111361-9
OBSOLETE	4	1.986	1.850	37	38	111361-8
OBSOLETE	4	1.786	1.650	33	34	111361-7
OBSOLETE	4	1.586	1.450	29	30	111361-6
OBSOLETE	4	1.386	1.250	25	26	111361-5
OBSOLETE	4	1.186	1.050	21	22	111361-4
OBSOLETE	4	.986	.850	17	18	111361-3
OBSOLETE	4	.786	.650	13	14	111361-2
OBSOLETE	4	.586	.450	9	10	111361-1
	FINISH	C	B	A	NO OF POSN	PART NUMBER

THIS DRAWING IS A CONTROLLED DOCUMENT. DWG: S. WELDON 23-FEB-86
 CHK: W. LENKER 23-FEB-86
 APVD: M. VISELLI 24-FEB-86

DIMENSIONS: INCHES. TOLERANCES UNLESS OTHERWISE SPECIFIED:
 0. PLC ± -
 1. PLC ± -
 2. PLC ± -
 3. PLC ± .005
 4. PLC ± -
 ANGLES ± 0°30'

MATERIAL: MOLDED PARTS - 3 CONTACTS PH BRZ PER QQ-B-750
 FINISH: CONTACTS 4

NAME: ASSEMBLY, PADDLEBOARD, SHORT END .156 LONG POSTS, FULL TIN PLATED CONTACTS AMP-LATCH
 APPLICATION SPEC: AMP-LATCH

SIZE: A1
 CAGE CODE: 00779
 DRAWING NO: 111361
 WEIGHT: -
 CUSTOMER DRAWING

RESTRICTED TO: -
 SCALE: 10:1
 SHEET: 1 OF 1
 REV: G