

1241390-1 ✓ ACTIVE

AMP | AMP MCP Connector System

TE Internal #: 1241390-1

Automotive Terminals, Receptacle, Mating Tab Width 2.8 mm [.11 in], Tab Thickness .6 mm [.024 in / .031 in], AMP MCP Connector System

[View on TE.com >](#)



Terminals & Splices > Automotive Terminals > AMP MCP, RECEPTACLE AND TAB



Terminal Type: **Receptacle**

Mating Tab Width: **2.8 mm [.11 in]**

Mating Tab Thickness: **.6 mm [.024 in, .031 in]**

Terminal Transmits: **0 – 24 A (Low Power)**

Wire Size: **17 – 13 AWG**

[All AMP MCP, RECEPTACLE AND TAB \(129\)](#)

Features

Product Type Features

Receptacle Style	180°
Sealable	No
Primary Locking Feature	Locking Lance

Contact Features

Contact Size	2.8K
Contact Fabrication	Stamped & Formed
Wire Contact Termination Area Plating Material	Tin
Typical Current Rating	22 A
Crimp Type	F-Crimp
Terminal Type	Receptacle
Mating Tab Width	2.8 mm [.11 in]
Mating Tab Thickness	.6 mm [.024 in] [.031 in]
Interface Plating	Tin (Sn)

Termination Features

Termination Method to Wire & Cable	Crimp
Product Terminates To	Wire

Dimensions



Compatible Insulation Diameter Range	2.2 – 2.4 mm [.087 – .118 in]
Wire Size	1 – 2.5 mm ²
Wire Size Search	13 AWG, 14 AWG, 15 AWG, 16 AWG, 17 AWG

Usage Conditions

Insulation Option	Uninsulated
Operating Temperature (Max)	80 °C, 85 °C, 90 °C, 100 °C, 105 °C, 110 °C, 120 °C, 125 °C, 130 °C [176 °F][185 °F][194 °F][212 °F][221 °F][230 °F][248 °F][257 °F][266 °F]
Operating Temperature Range	-40 – 130 °C [-40 – 266 °F]

Operation/Application

Compatible With Wire Base Material	Copper
------------------------------------	--------

Packaging Features

Packaging Quantity	3500
Packaging Method	Reel

Other

Terminal Transmits	0 – 24 A (Low Power)
--------------------	----------------------

Product Compliance

[For compliance documentation, visit the product page on TE.com>](#)


EU RoHS Directive 2011/65/EU	Compliant
EU ELV Directive 2000/53/EC	Compliant
China RoHS 2 Directive MIIT Order No 32, 2016	No Restricted Materials Above Threshold
EU REACH Regulation (EC) No. 1907/2006	Current ECHA Candidate List: JUNE 2023 (235) Candidate List Declared Against: JAN 2023 (233) Does not contain REACH SVHC
Halogen Content	Low Halogen - Br, Cl, F, I < 900 ppm per homogenous material. Also BFR/CFR/PVC Free
Solder Process Capability	Not applicable for solder process capability

Product Compliance Disclaimer

This information is provided based on reasonable inquiry of our suppliers and represents our current actual knowledge based on the information they provided. This information is subject to change. The part numbers that TE has identified as

EU RoHS compliant have a maximum concentration of 0.1% by weight in homogenous materials for lead, hexavalent chromium, mercury, PBB, PBDE, DBP, BBP, DEHP, DIBP, and 0.01% for cadmium, or qualify for an exemption to these limits as defined in the Annexes of Directive 2011/65/EU (RoHS2). Finished electrical and electronic equipment products will be CE marked as required by Directive 2011/65/EU. Components may not be CE marked. Additionally, the part numbers that TE has identified as EU ELV compliant have a maximum concentration of 0.1% by weight in homogenous materials for lead, hexavalent chromium, and mercury, and 0.01% for cadmium, or qualify for an exemption to these limits as defined in the Annexes of Directive 2000/53/EC (ELV). Regarding the REACH Regulation, the information TE provides on SVHC in articles for this part number is based on the latest European Chemicals Agency (ECHA) 'Guidance on requirements for substances in articles' posted at this URL: <https://echa.europa.eu/guidance-documents/guidance-on-reach>

Compatible Parts

 <p>TE Part # 963293-1 SEALING F JPT+2,8</p>	 <p>TE Part # 963292-1 WIRE SEALING 2,2</p>	 <p>TE Part # 2305570-1 Strip Terminal Cutter-Side Feed-No Crimp</p>	 <p>TE Part # CAT-AM705-CH8173 AMP MCP Unsealed Connector Housings</p>
 <p>TE Part # 1-1563331-1 10POS MIXED MQS REC COD A</p>	 <p>TE Part # 1897543-2 22POS MIXED MQS REC</p>	 <p>TE Part # 2109340-2 025/060/110 DOOR 50P PLUG ASSY</p>	 <p>TE Part # 2151062-1 OCEAN_2.0_APPLICATION-S-100F140OV</p>
 <p>TE Part # 2208746-1 28POS MQS REC</p>	 <p>TE Part # 1563123-2 10POS, MIXED, REC HSG</p>	 <p>TE Part # 2-2151062-1 OCEAN_2.0_APPLICATION-S-100F140OV</p>	 <p>TE Part # 2-2151062-2 OCEAN_2.0_APPLICATION-S-100F140OV</p>
 <p>TE Part # 2-2836246-1 OCEAN_2.0_Application-S-100F120OV</p>	 <p>TE Part # 2-2836246-2 OCEAN_2.0_Application-S-100F120OV</p>	 <p>TE Part # 2112668-1 23POS MIXED MQS REC</p>	 <p>TE Part # 2151062-2 OCEAN_2.0_APPLICATION-S-100F140OV</p>



TE Part # 2298567-1
22POSN., REC ASSY, MCON1.2, MQS, MCP2.8



TE Part # 2298622-1
24POS, HYBRID, REC HSG ASSY, UNSLD, COD A

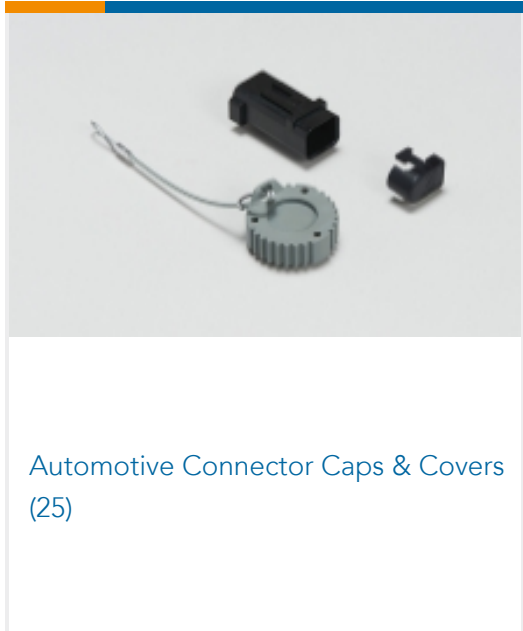


TE Part # 2298633-1
60POS, HYBRID, REC HSG ASSY, UNSLD, COD A

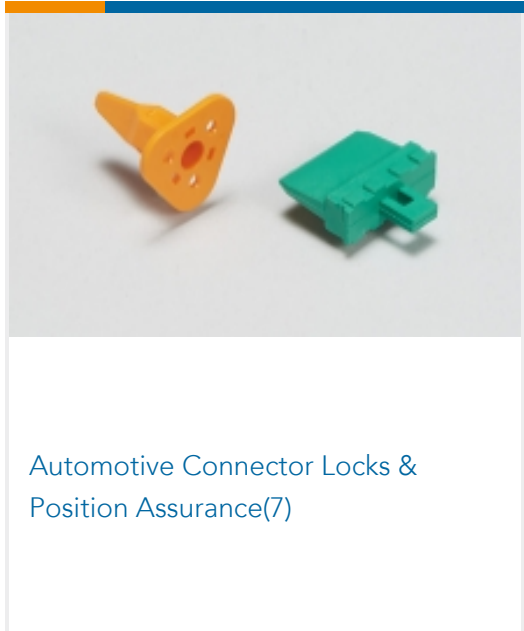


TE Part # 2301238-1
DTB PLUG HSG ASSY, 49POSN., FAKRA TYPE

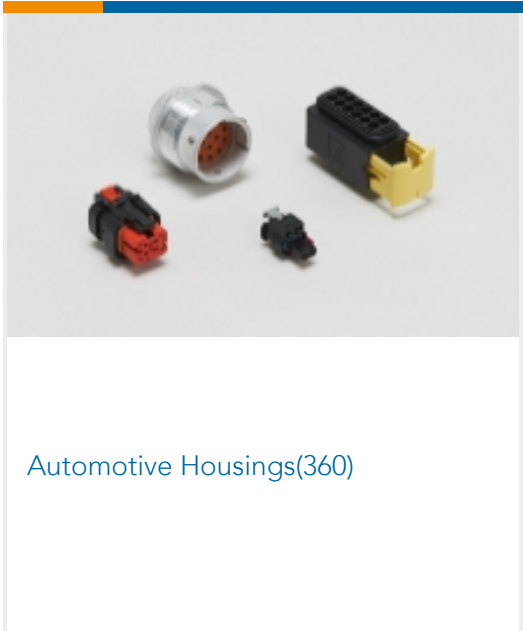
Also in the Series | AMP MCP Connector System



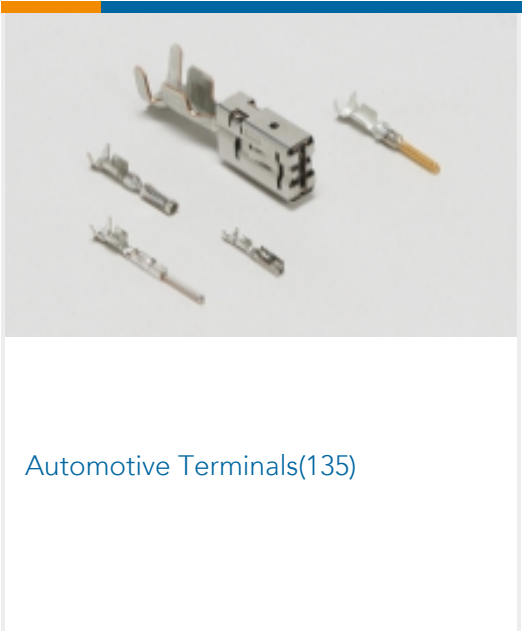
Automotive Connector Caps & Covers (25)




Automotive Connector Locks & Position Assurance (7)



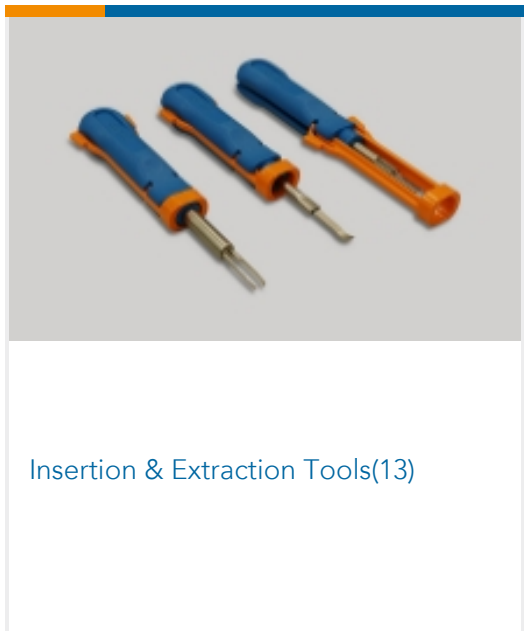
Automotive Housings (360)




Automotive Terminals (135)



Connector Seals & Cavity Plugs (6)



Insertion & Extraction Tools (13)



Other Automotive Connector Accessories (2)

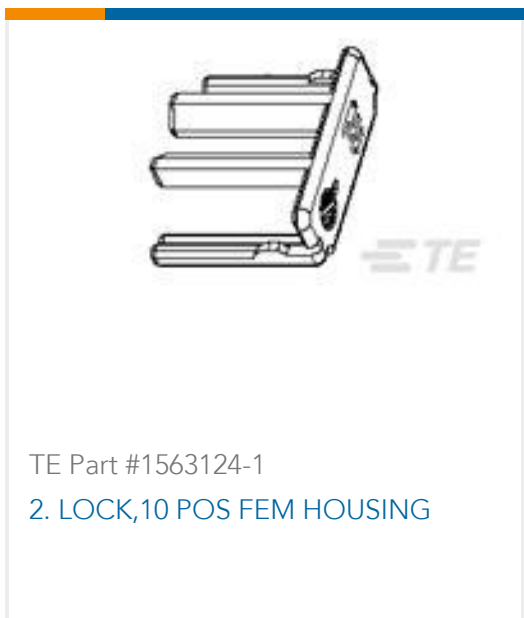


PCB Headers & Receptacles (30)

Customers Also Bought



TE Part # 180437-2
110 FASTON, REC., 20-16 AWG, PTBR



TE Part # 1563124-1
2. LOCK, 10 POS FEM HOUSING



TE Part # 1564982-1
AMP MCP 2.8K, CONTACT



TE Part # 2-964296-1
TIMER, RECEPTACLE AND TAB



TE Part # 7-1452656-1
MCON Receptacle and Tab



TE Part # 1379218-1
COVER FOR 5W MPQ+MQS HSG



TE Part # 1563123-2
10POS, MIXED, REC HSG



TE Part # 2177000-1
10POS, 0.64 GENER. Y, REC HSG, ASSY



Documents

Product Drawings

[AMP MCP 2.8K, CONTACT](#)

English

[AMP MCP 2.8K, CONTACT](#)

English

CAD Files

Customer View Model

[ENG_CVM_1241390-1_C6.3d_igs.zip](#)

English

Customer View Model

[ENG_CVM_1241390-1_C6.3d_stp.zip](#)

English

Customer View Model

[ENG_CVM_1241390-1_C6.2d_dxf.zip](#)

English

[3D PDF](#)

English

By downloading the CAD file I accept and agree to the [Terms and Conditions](#) of use.

Product Specifications

[Application Specification](#)

German

[Application Specification](#)

German