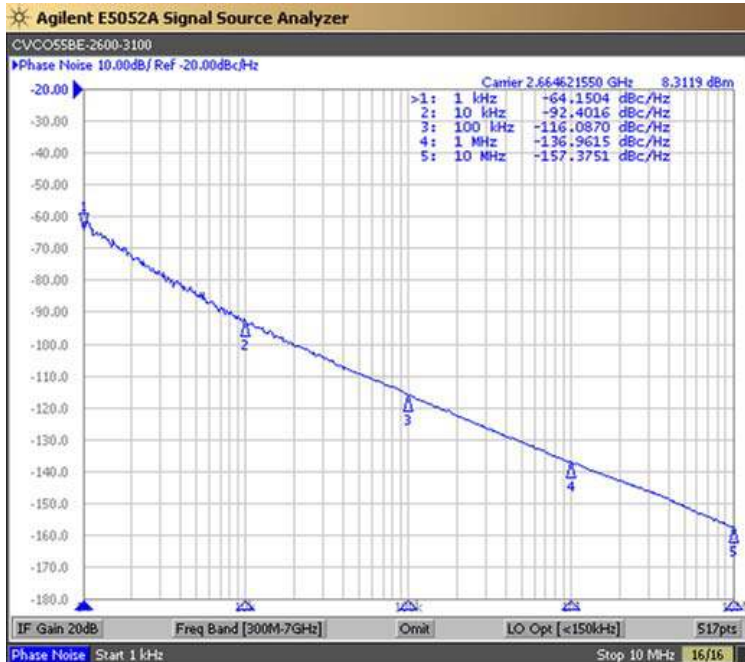
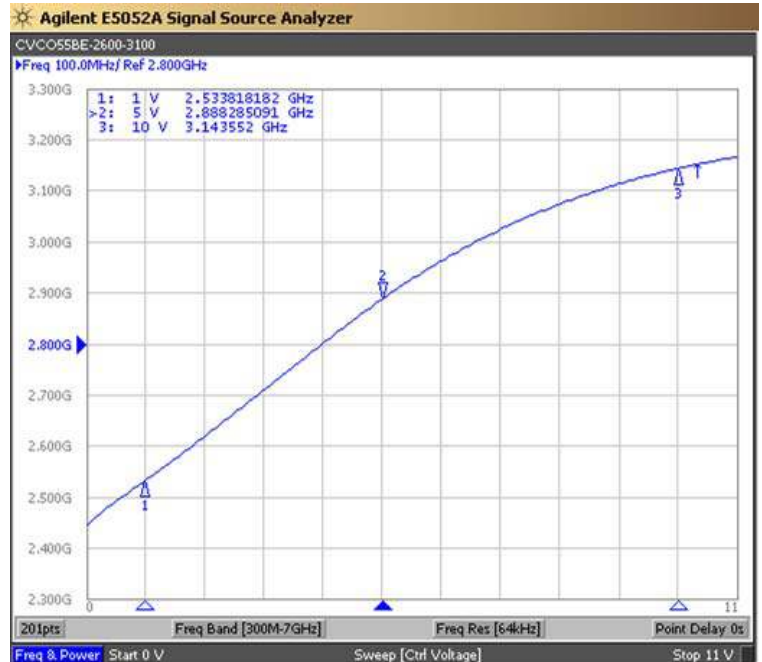


PERFORMANCE SPECIFICATION	MIN	TYP	MAX	UNITS
Lower Frequency:			2600	MHz
Upper Frequency:	3100			MHz
Tuning Voltage:	1.0		10.0	VDC
Supply Voltage:	9.5	10.0	10.5	VDC
Output Power:	+3.0	+6.0	+9.0	dBm
Supply Current:		23	40	mA
Harmonic Suppression (2 nd Harmonic):		-15	-10	dBc
Pushing:		10.0	20.0	MHz/V
Pulling, all Phases:		10.0	15.0	MHz pk-pk
Tuning Sensitivity:		110		MHz/V
Phase Noise @ 10kHz offset:		-91	-87	dBc/Hz
Phase Noise @ 100kHz offset:		-116	-112	dBc/Hz
Load Impedance:		50		Ω
Input Capacitance:			50	pF
Operating Temperature Range:	-40		+85	$^{\circ}$ C
Storage Temperature Range:	-45		+90	$^{\circ}$ C

Phase Noise (1 Hz BW, Typical)



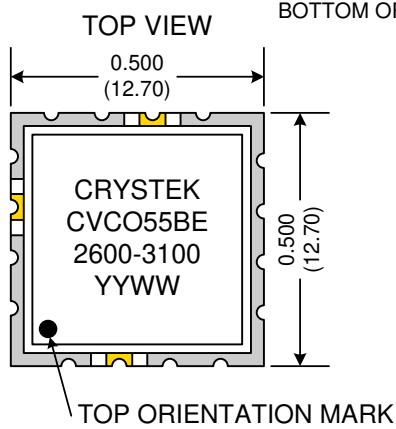
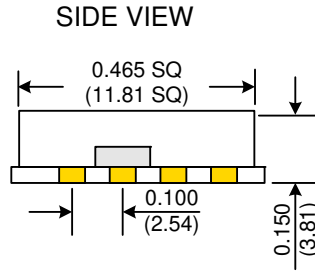
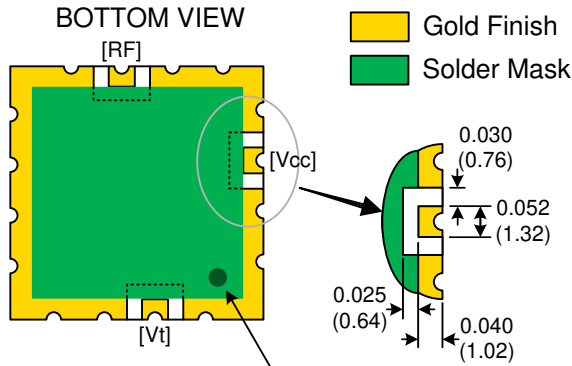
Tuning Curve (Typical)



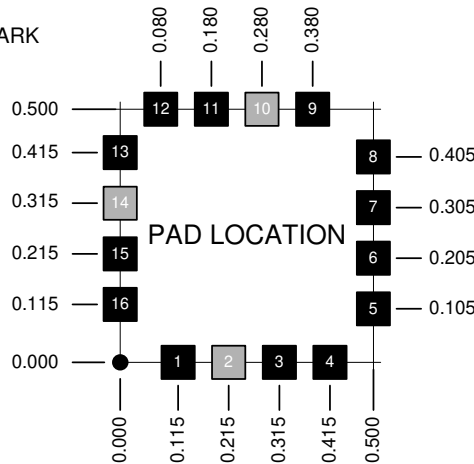
Product Control:

Crystek Part Number:	CVCO55BE-2600-3100	Release Date:	29-Feb-2016
Revision Level:	F	Responsible:	C. Vales





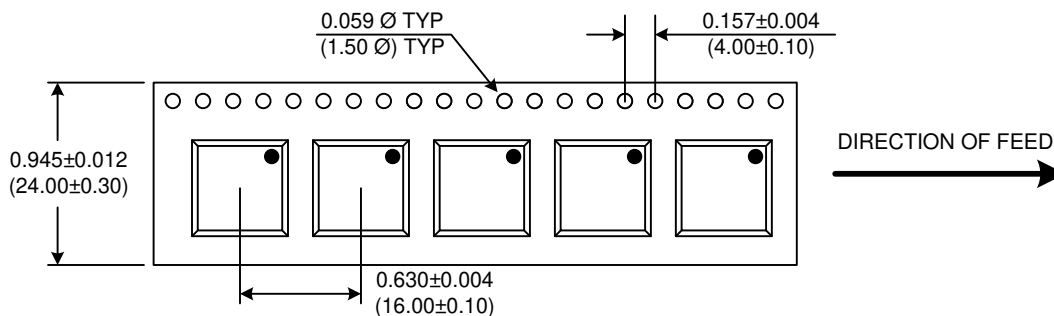
BOTTOM ORIENTATION MARK



Pad	Connection
2	Vt
10	RF-OUTPUT
14	Vcc
Others	GROUND

- Unless otherwise specified, Dimensions are in: $\frac{IN}{(mm)}$
- Pad Location Dimensions are in: Inches

TAPE AND REEL



Drawing not to scale

Product Control:			
Crystek Part Number:	CVCO55BE-2600-3100	Release Date:	29-Feb-2016
Revision Level:	F	Responsible:	C. Vales

Specification is subject to change without notice