



## Main

Range of Product	Telemecanique Photoelectric sensors XU
Series name	Application packaging
Electronic sensor type	Photo-electric sensor
Sensor name	XUK
Sensor design	Compact 50 x 50
Detection system	Reflex
Material	Plastic
Type of output signal	Discrete
Supply circuit type	DC
Wiring Technique	3-wire
Discrete output type	PNP or NPN
Discrete output function	1 NO or 1 NC programmable
Electrical connection	1 male connector M12 adjustable 2 positions, 4 pins
Product Specific Application	Detection of transparent object
Emission	Red reflex
[Sn] nominal sensing distance	4.92 ft (1.5 m) reflex need reflector XUZC50

## Complementary

Enclosure Material	PC
Lens material	PMMA
Output Type	Solid state
Output function governance	Dark
Add on output	Without
Cable composition	2 x 0.34 mm <sup>2</sup>
Wire insulation material	PVC
Cable outer diameter	0.24 in (6 mm)
Status LED	1 LEDoutput state
[Us] rated supply voltage	12...24 V DC reverse polarity protection
Supply voltage limits	10...30 V AC/DC
Switching capacity in mA	<= 100 mA (overload and short-circuit protection)
Switching frequency	<= 1.5 kHz
Maximum voltage drop	<2 V (closed state)
Current consumption	<= 35 mA (no-load)
Time delay range	0.1...5 s (monostable, on-delay or off-delay (programmable))
Maximum delay first up	80 ms
Maximum delay response	0.3 ms
Maximum delay recovery	0.3 ms
Setting-up	Sensitivity adjustment by potentiometer
Depth	1.97 in (50 mm)
Height	1.97 in (50 mm)
Width	0.71 in (18 mm)
Net Weight	0.08 lb(US) (0.035 kg)
Kit composition	Bracket XULZ41 Sensor

The information provided in this documentation contains general descriptions and/or technical characteristics of the performance of the products contained herein. This documentation is not intended as a substitute for and is not to be used for determining suitability or reliability of these products for specific user applications. It is the duty of any such user or integrator to perform the appropriate and complete risk analysis, evaluation and testing of the products with respect to the relevant specific application or use thereof. Neither Schneider Electric Industries SAS nor any of its affiliates or subsidiaries shall be responsible or liable for misuse of the information contained herein.

## Environment

Product Certifications	UL CSA CE
Ambient air temperature for operation	-13...131 °F (-25...55 °C)
Ambient Air Temperature for Storage	-40...158 °F (-40...70 °C)
Vibration resistance	7 gn +/- 2 mm 10...55 Hz) IEC 60068-2-6
Shock resistance	20 gn 11 ms) IEC 60068-2-27
IP degree of protection	IP65 IEC 60529 IP651 NF C 20-010






## Ordering and shipping details

Category	22481-SENSORS, PHOTOELECTRIC
Discount Schedule	DS2
GTIN	3389110077155
Nbr. of units in pkg.	1
Package weight(Lbs)	4.87 oz (138.0 g)
Returnability	No
Country of origin	ID

## Packing Units

Unit Type of Package 1	PCE
Package 1 Height	4.25 in (10.8 cm)
Package 1 width	3.54 in (9 cm)
Package 1 Length	1.46 in (3.7 cm)
Unit Type of Package 2	S02
Number of Units in Package 2	30
Package 2 Weight	10.47 lb(US) (4.75 kg)
Package 2 Height	5.91 in (15 cm)
Package 2 width	11.81 in (30 cm)
Package 2 Length	15.75 in (40 cm)

## Offer Sustainability

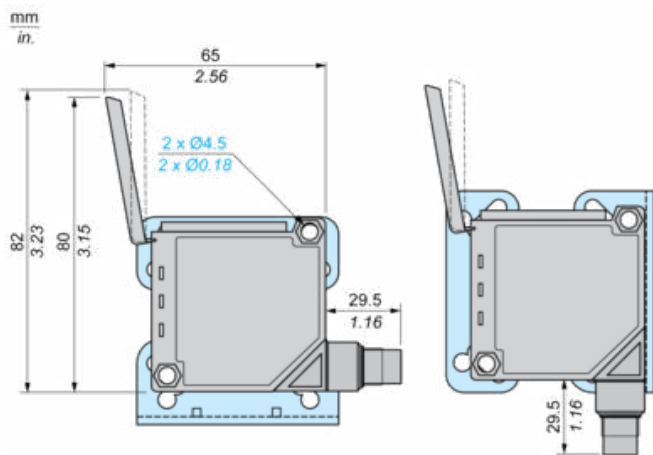
Sustainable offer status	Green Premium product
California proposition 65	WARNING: This product can expose you to chemicals including: Diisononyl phthalate (DINP), which is known to the State of California to cause cancer, and Di-isodecyl phthalate (DIDP), which is known to the State of California to cause birth defects or other reproductive harm. For more information go to <a href="http://www.P65Warnings.ca.gov">www.P65Warnings.ca.gov</a>
REACH Regulation	 <a href="#">REACH Declaration</a>
EU RoHS Directive	Pro-active compliance (Product out of EU RoHS legal scope)  <a href="#">EU RoHS Declaration</a>
Mercury free	Yes
RoHS exemption information	 <a href="#">Yes</a>
Environmental Disclosure	 <a href="#">Product Environmental Profile</a>
Circularity Profile	 <a href="#">End Of Life Information</a>

## Contractual warranty

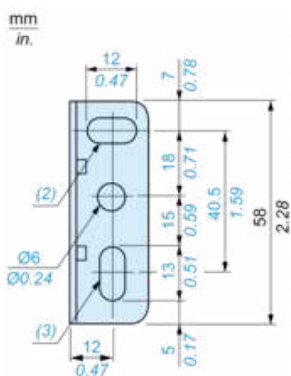
Warranty	18 months
----------	-----------

Dimensions

- With cover open
- Fixing bracket mounting according to position of connector



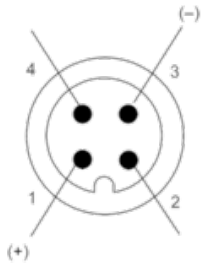
Bracket Fixing



- (2) 1 elongated hole Ø 6 x 12  
(3) 1 elongated hole Ø 6 x 13

Wiring Schemes

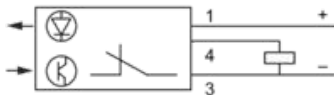
Connector Scheme



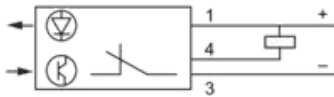
- 1 : (+)
- 2 : Alarm output
- 3 : (-)
- 4 : Output signal

NC Programmed

PNP programmed output



NPN programmed output

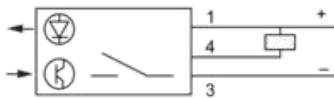


NO Programmed

PNP programmed output



NPN programmed output



Alarm Output

NPN programmed



PNP programmed

