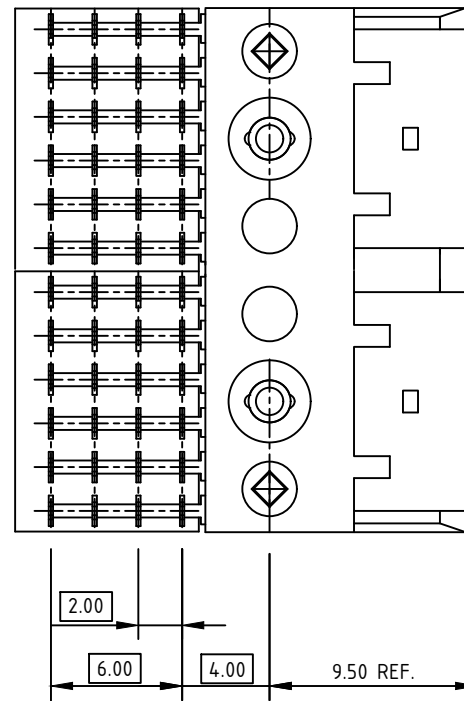
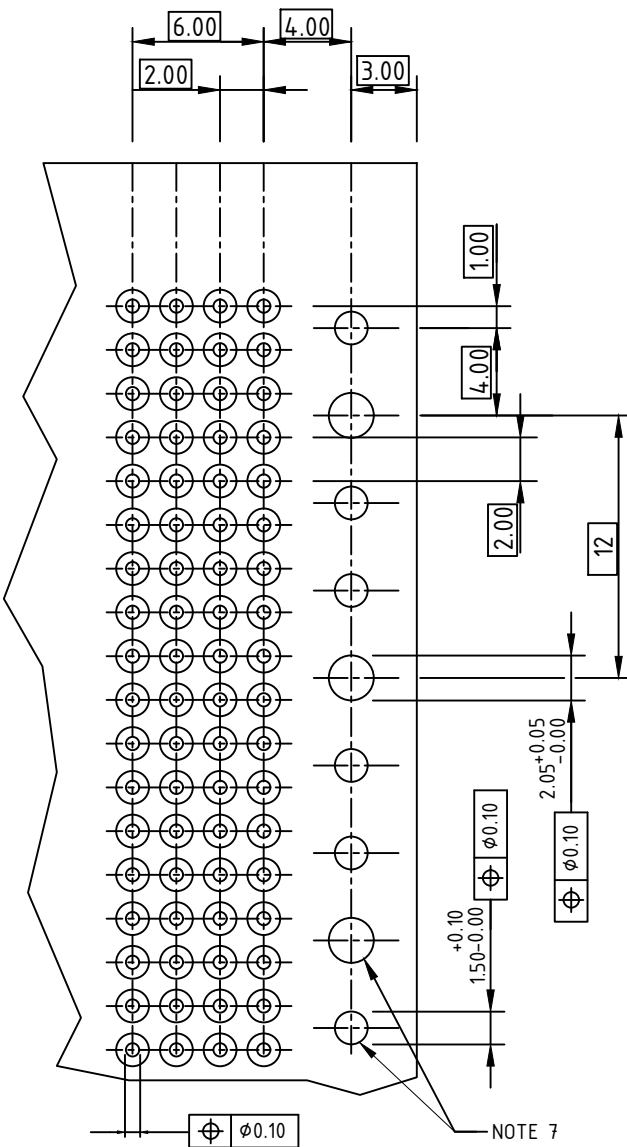
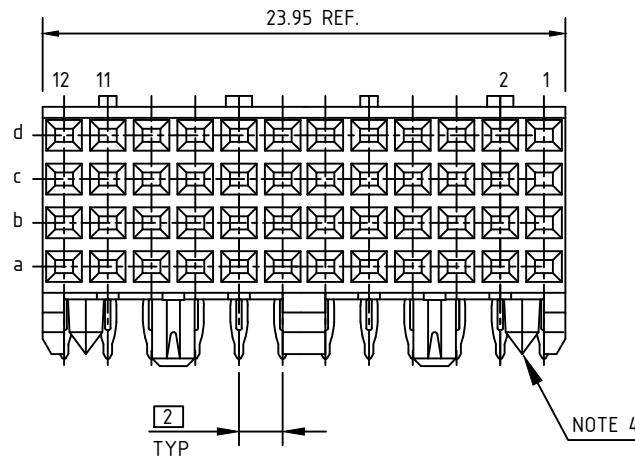
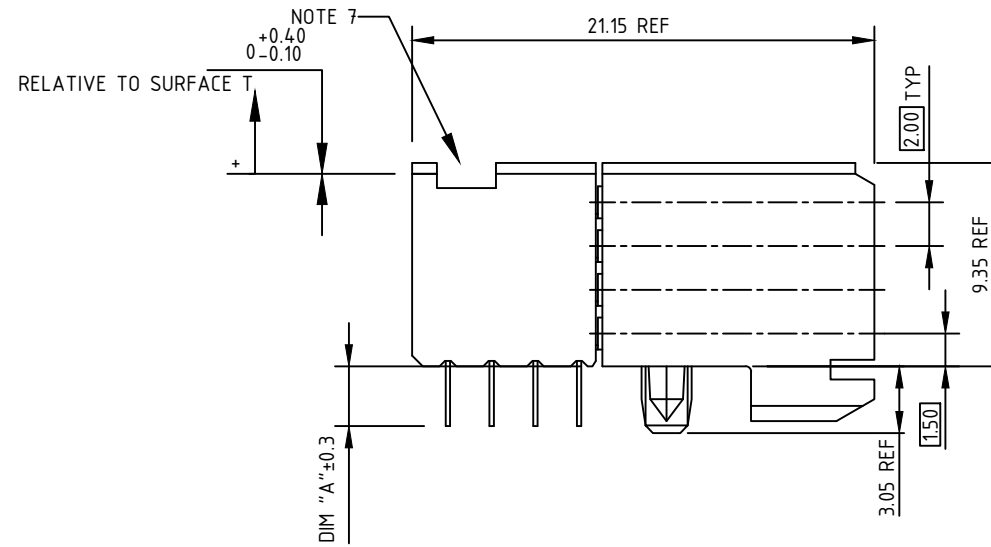


PRODUCT NUMBER	PCB THICKNESS	DIM "A"
88946-X02LF	1.6	2.90
88946-X12LF	2.4	3.53
88946-X03LF	1.6	2.90

PRODUCT NUMBER	CONFIGURATION											
	1	2	3	4	5	6	7	8	9	10	11	12
88946-X03LF	-	X	X	X	X	-	-	X	X	X	X	-
	-	X	X	X	X	-	-	X	X	X	X	-
	-	X	X	X	X	-	-	X	X	X	X	-
	-	X	X	X	X	-	-	X	X	X	X	-



NOTES:

- MATERIAL : BODY : LCP UL94-V0
: CONTACT : COPPER ALLOY.
: PRESS BLOCK : GF, HIGH TEMPERATURE RESIN UL 94-V0 COMPLIANT
- FOR PLATING PERFORMANCE REFER DRAWING # 10159408
- PRODUCT SPECIFICATION : GS-12-002
- APPLICATION SPECIFICATIONS : BUS-20-061 , GS-20-001,TA-941
- INDICATED HOLES ARE UNPLATED
- DIAMOND LOCATION PEG ARE ONLY EXISTED ON THE BOTH SIDES OF PRODUCT.
- TOP SURFACE OF PRESS BLOCK MAY EXTEND UP TO 0.4MM HIGHER THAN HOUSING. THIS MAY AFFECT THE TAIL LENGTH BEFORE APPLICATION TO A BOARD.
- THIS PRODUCT MEETS EUROPEAN UNION DIRECTIVES AND OTHER COUNTRY REGULATIONS AS DESCRIBED IN GS-47- 0004
- ALL PRODUCTS WILL WITHSTAND EXPOSURE TO 240°C FOR 60 SECONDS IN A CONVECTION, INFAR-RED OR VAPOR PHASE REFLOW OVEN.
- A Δ SYMBOL WILL BE NEXT TO ANY DIMENSION, VIEW, OR NOTE WHICH HAS BEEN MODIFIED WITH THE CURRENT DRAWING REVISION.
- FOR RECCOMENDED PTH DIMENSIONS REFER DRAWING NO : 58351.

Amphenol FCI

© 2016 AFCI

PART NUMBER : 88946-XYLFF

mat'l. code				surface	tolerance	projection	product family	
				ISO 1302	ISO 406 ISO 1101		METRAL (tm)	
ltr	ecn no	dr	date	tolerances unless otherwise specified		mm	title	
M	DG06-0445	CENH	2006-10-30	angles	linear			
N	DG07-0170	CENH	2007-05-22	0°±2°		scale	B SERIES R/A SIGNAL RECEPT ASSY 4 ROW, 2 MOD, PF	
P	DG08-0171	TER	2008-08-15					
R	DG09-0068	CENH	2009-06-06	dr	S.STONER	1992-10-29	dwg no	
S	ELX-I-38935	MINI	2020-11-12	enrg	RAHUL MOHAN M	2021-04-07		
T	ELX-I-40579	NIRMAL	2021-04-07	chr	ALEX	2021-04-07	sheet 1 of 1	
				appd	SANOJ	2021-04-07		
sheet index		revision sheet	T				size	
		1						
							Amphenol FCI	88946
							type	Product Customer Drawing

GENERAL CHARACTERISTICS AND ROHS INFORMATIONS:
SEE PRODUCT SPECIFICATION GS-12-447

RECOMMENDED PC BOARD LAYOUT,
COMPONENT SIDE.
FOR PTH REFER DRAWING # 58351