

LOC	DIST	REVISIONS					
		P	LTR	DESCRIPTION	DATE	DWN	APVD
-	-	-	-	SEE SHEET 1	-	-	-

- ① PRELIMINARY PART NUMBER.
- ② CIRCUITS LOADED: ALL
- ③ CIRCUITS LOADED: 1, 2, 3, 4, 5, 6, 7, 8, 9, 11, 12, 13, 14, 15, 16, 17, 18, 19.
- ④ CIRCUITS LOADED: 1, 2, 3, 4, 5, 6, 7, 8, 10, 12, 13, 14, 15, 16, 17, 18, 19.
- ⑤ CIRCUITS LOADED: 1, 2, 3, 4, 5, 6, 7, 8, 12, 13, 14, 15, 16, 17, 18, 19.
- ⑥ CIRCUITS LOADED: 1, 2, 3, 4, 7, 8, 9, 10, 11, 12, 13, 16, 17, 18, 19.
- ⑦ CIRCUITS LOADED: 1, 2, 3, 4, 7, 8, 9, 11, 12, 13, 16, 17, 18, 19.
- ⑧ CIRCUITS LOADED: 1, 2, 3, 4, 7, 8, 10, 12, 13, 16, 17, 18, 19.
- ⑨ CIRCUITS LOADED: 1, 2, 3, 4, 7, 8, 12, 13, 16, 17, 18, 19.

WHITE	⑨	12	BREAKAWAY	30°	①1-1445772-6
BLACK	⑨	12	POSITIVE	0°	①1-1445772-5
WHITE	⑧	13	BREAKAWAY	30°	①1-1445772-4
BLACK	⑧	13	POSITIVE	0°	①1-1445772-3
WHITE	⑦	14	BREAKAWAY	30°	①1-1445772-2
BLACK	⑦	14	POSITIVE	0°	①1-1445772-1
WHITE	⑥	15	BREAKAWAY	30°	①1-1445772-0
BLACK	⑥	15	POSITIVE	0°	①1445772-09
WHITE	⑤	16	BREAKAWAY	30°	①1445772-08
BLACK	⑤	16	POSITIVE	0°	①1445772-07
WHITE	④	17	BREAKAWAY	30°	①1445772-06
BLACK	④	17	POSITIVE	0°	①1445772-05
WHITE	③	18	BREAKAWAY	30°	①1445772-04
BLACK	③	18	POSITIVE	0°	①1445772-03
WHITE	②	19	BREAKAWAY	30°	①1445772-02
BLACK	②	19	POSITIVE	0°	①1445772-01

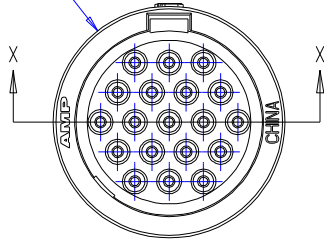
HOUSING COLOR	CIRCUITS LOADED	QTY	LATCH	A REF	PART NUMBER
<small>TYCO ELECTRONICS IS A CONTROLLED DOCUMENT FOR TYCO ELECTRONICS CORPORATION IT IS SUBJECT TO CHANGE AND SHOULD BE USED IN ACCORDANCE WITH THE LATEST REVISION. DIMENSIONS: mm</small>					
<small>TOLERANCES UNLESS OTHERWISE SPECIFIED:</small> 0 PLC ±. 1 PLC ±. 2 PLC ±0.13 3 PLC ±. 4 PLC ±. ANGLES ±.		DWN 23AUG2001 CHK SHANE WILES G DOUITY 23AUG200T		Tyco Electronics Harrisburg, PA 17105-3608	
MATERIAL FINISH		WEIGHT		NAME ASSEMBLY, RECEPTACLE, VERTICLE, FREE HANGING, SCREW MACHINE, SOLDER TAIL, 19 POSITION, MICRO CPC SIZE CAGE CODE DRAWING NO A2 00779 C=1445772	
CUSTOMER DRAWING		SCALE 5:1		SHEET 2 OF 2 REV 7	

LOC	DIST	REVISIONS					
		P	LTR	DESCRIPTION	DATE	DWN	APVD
-	-	4		REVISED	14MAY03	BH	KD
		5		ADDED 'B'. A REF. 30° WAS 10°	5-28-03	GD	KD
		6		REVISED	3-16-04	GD	KD
		7		ADDED P/N'S, NOTES, HOUSING COLOR, SHEET 2.	4-06-04		

LATCH IDENTIFIER
 B-BREAKAWAY LATCH
 BREAKAWAY VERSION ONLY,
 MAY BE ORIENTED
 IN ANY DIRECTION

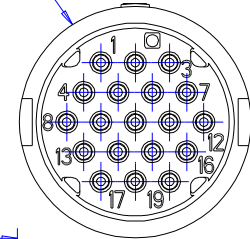
ALIGNMENT
 INDICATORS

Ø 13.5 ± 0.1



MATERIAL: THERMOPLASTIC, COLOR-SEE TABLE

HOUSING, QTY-1



6.25 ± 0.25

6.63
 REF

12.25 ± 0.36

2.1 ± 0.5
 19 PLC

4, 2 PLC

3, 4 PLC

2, 6 PLC

1, 4 PLC

Ø 1.09 ± 0.03
 Ø 0.1

Ø 0.85 ± 0.05
 Ø 0.13
 19 PLC

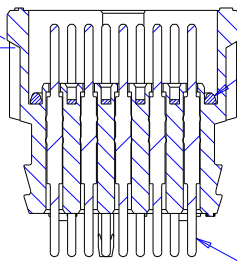
4.75

1.73, 8 PLC

3.46, 6 PLC

SEAL, INTERFACIAL, QTY-1
 MATERIAL: SILICONE, COLOR-RED

A REF



CONTACT, SOLDER TAIL, QTY-19
 MATERIAL: BRASS
 FINISH: GOLD OVER NICKEL

**THIS PRODUCT HAS NOT COMPLETED
 VALIDATION TESTING**

SUGGESTED PRINTED CIRCUIT
 BOARD LAYOUT

SECTION X-X

<small>THIS DRAWING IS A CONTROLLED DOCUMENT FOR TYCO ELECTRONICS CORPORATION IT IS SUBJECT TO CHANGE AND FOR CONTROL OF THE DRAWING ORGANIZATION SHOULD BE CONTACTED FOR THE LATEST REVISION.</small>		DWN: 23AUG2001 SHANE WIESE CWR: 23AUG2001 G. DOUITY	Tyco Electronics Harrisburg, PA 17105-3608
DIMENSIONS: mm	TOLERANCES UNLESS OTHERWISE SPECIFIED: 0 PLC ± 1 PLC ± 2 PLC ±0.13 3 PLC ± 4 PLC ± ANGLES ±	APVD: PRODUCT SPEC: APPLICATION SPEC:	NAME: ASSEMBLY, RECEPTACLE, VERTICLE, FREE HANGING, SCREW MACHINE, SOLDER TAIL, 19 POSITION, MICRO CPC
MATERIAL: SEE CALLOUT	FINISH: SEE CALLOUT	WEIGHT: CUSTOMER DRAWING	SIZE: A2 CAGE CODE: 00779 DRAWING NO: C-1445772 RESTRICTED TO:
		SCALE: 5:1	SHEET: 1 OF 2 REV: 7