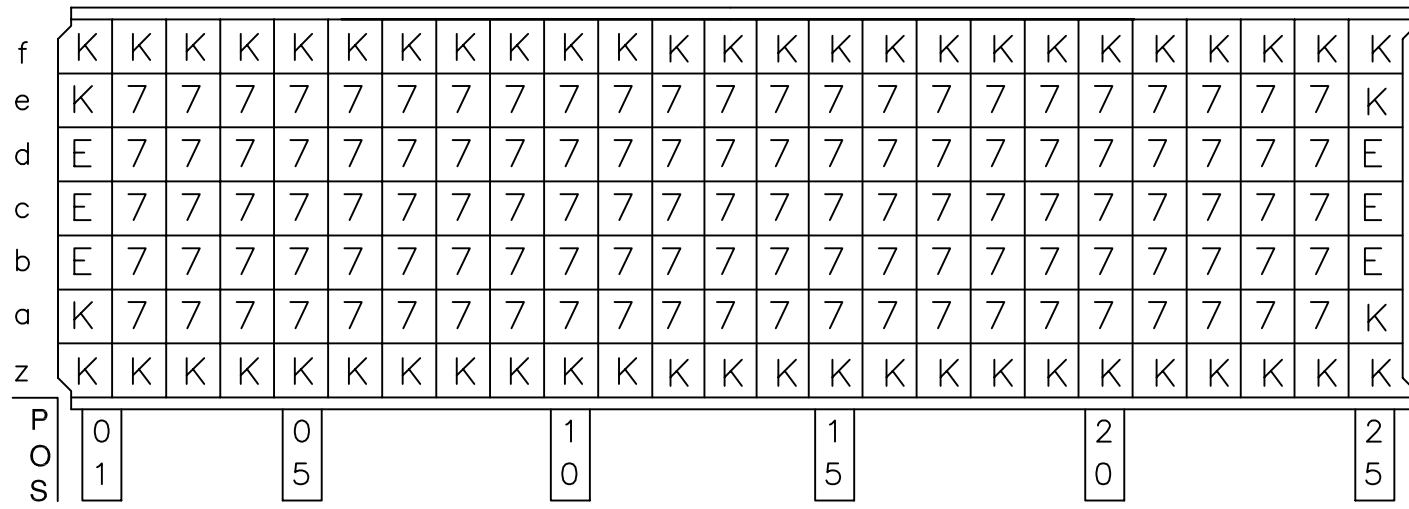
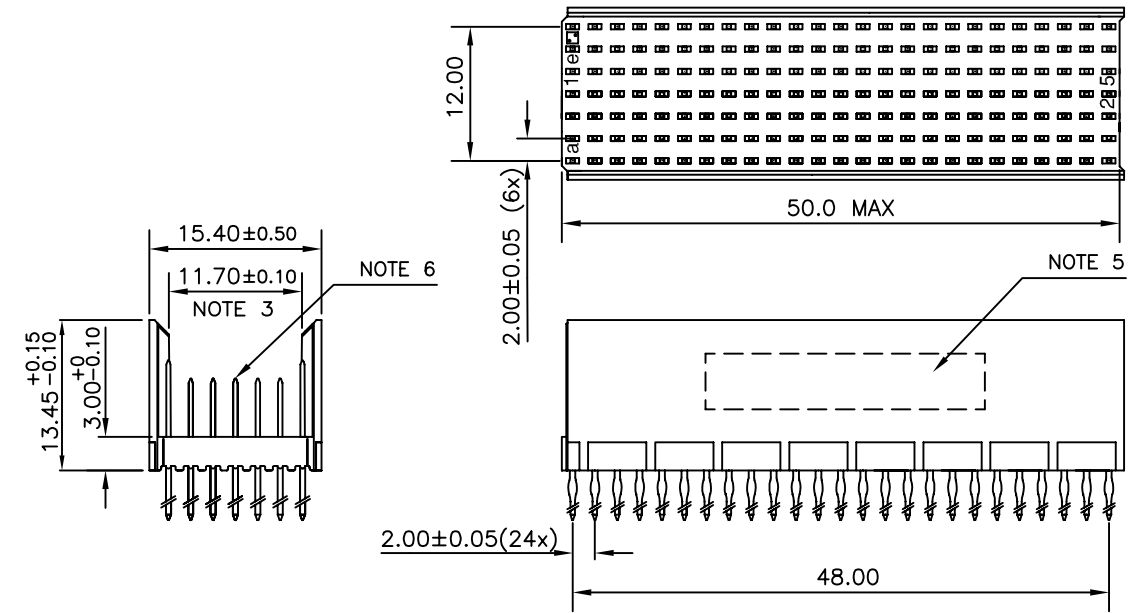


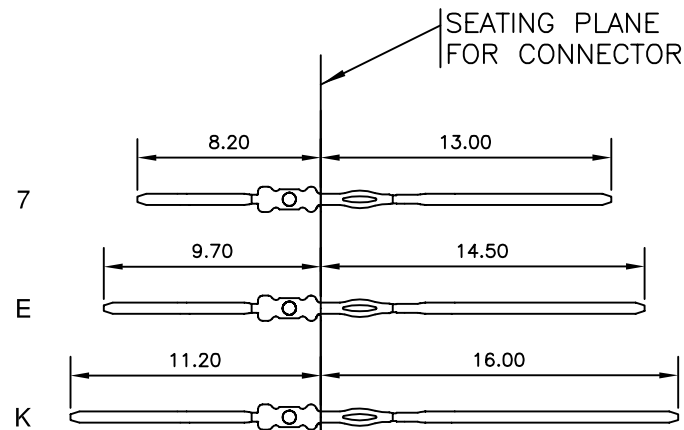
LOADING PATTERN MATING SIDE



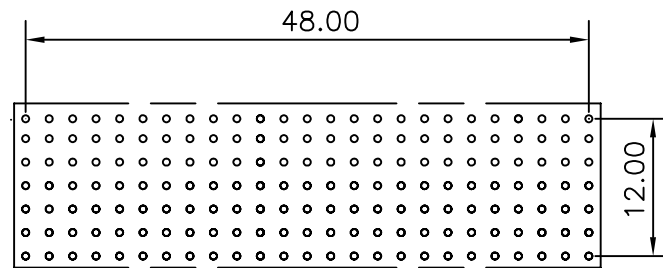
LOADED CONNECTOR ASSEMBLY  
(FOR EXAMPLE)



CONTACT OVERVIEW



LAY-OUT P.C.B.-HOLE



LEAD FREE INDICATOR : LF = LEAD FREE  
(DIGIT 15 & 16)

HM2P08PNT114

PLATING CODE (DIGIT 13 AND 14)  
(REF DRW NO. BS,C , 201844 , 003)

NOTES

1. THIS PRODUCT IS CSA APPROVED.
2. THIS PRODUCT IS UL RECOGNIZED.
3. MEASURED AT THE BOTTOM.
4. MATERIAL CONTACT: PHOSPHORBRONZE  
HOUSING: CREAM WHITE GLASS FILLED POLYESTER UL-94V0
5. CONNECTOR PRINTED WITH P/N AND DATE CODE.
6. FOR ACTUAL CONTACT LOADINGS, SEE LOADING PATTERN MATING SIDE.
7. SHAPE OF CONNECTOR HOUSING CAN ALTER DEPENDING ON PRODUCTION LOCATION
8. THE PRODUCT (LF) MEETS EUROPEAN UNION DIRECTIVES AND OTHER COUNTRY REGULATIONS AS DESCRIBED IN GS-22-008
9. FOR RECOMMENDED PTH DIMENSIONS REFER DRAWING : BS, A , 201572 , 001

CATALOG NO: HM2P08PNT114----

mat'l. code SEE NOTE 4		surface ISO 1302	tolerance ISO 406 ISO 1101	projection	product family MILLIPACS	
ltr		tolerances unless otherwise specified		MM	title MPACS 5+2R STR HDR PF CONN TYPE B	
ecn no	dr	angles	linear			scale
date		0°±1°				
A	105-0076	MINI	2005-05-21	dr	MINI K VANDANATH 2005-05-21	
B	105-0222	MINI	2005-11-08	enr	BIJU K PAUL 2005-05-21	
C	106-0099	MINI	2006-07-12	chr	BIJU K PAUL 2006-07-12	
				appd	BIJU K PAUL 2006-07-12	
sheet index		revision	c	dwg no sheet 1 of 1 size 5		
		sheet	1	BS, C ,203028,250 A3		
				type Product Customer Drawing		