


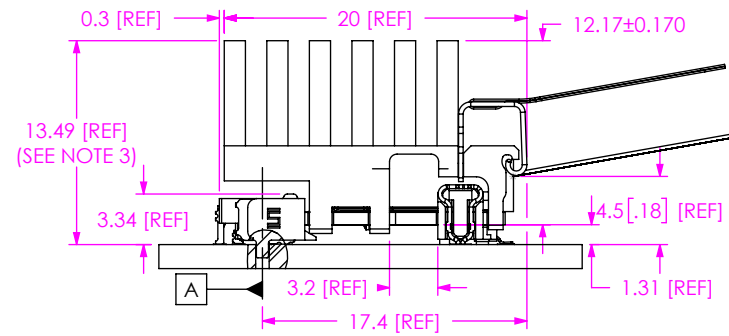
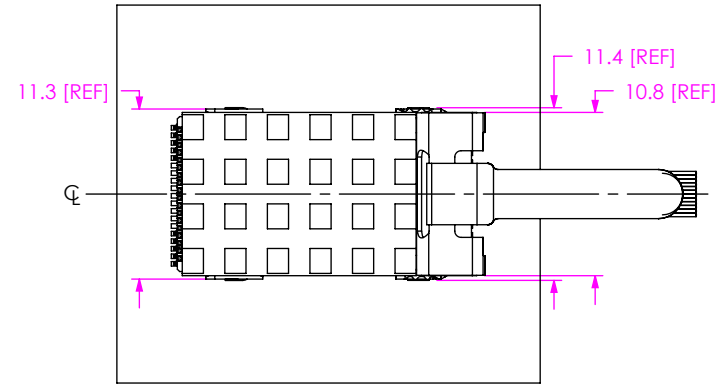
TABLE 1: LENGTH TOLERANCE	
LENGTH (cm)	TOLERANCE (cm)
010-016	±0.16
>016	±1%

TOLERANCE ROUNDED TO 2 DECIMAL PLACES



PCUO-G3-08-XXX SHOWN

DO NOT
SCALE FROM
THIS PRINT



- NOTES:
1. MINIMUM ASSEMBLY LENGTH: 10 cm
 2. DUST CAP NOT SHOWN FOR CLARITY
 3. MATED HEIGHT OF THE FIREFLY HEAT SINK COMPLIES WITH THE MAX HEIGHT ALLOWED FOR A SINGLE SLOT PCI EXPRESS ADD-IN CARD.

UNLESS OTHERWISE SPECIFIED,
DIMENSIONS ARE IN MILLIMETERS.
TOLERANCES ARE:
DECIMALS ANGLES
X.X: ±0.3 [.01] 2°
X.XX: ±0.13 [.005]
X.XXX: ±0.051 [.0020]

PROPRIETARY NOTE
THIS DOCUMENT CONTAINS CONFIDENTIAL AND PROPRIETARY INFORMATION AND ALL DESIGN, MANUFACTURING, REPRODUCTION, USE, PATENT RIGHTS AND SALES RIGHTS ARE EXPRESSLY RESERVED BY SAMTEC, INC. THIS DOCUMENT SHALL NOT BE DISCLOSED, IN WHOLE OR PART, TO ANY UNAUTHORIZED PERSON OR ENTITY NOR REPRODUCED, TRANSFERRED OR INCORPORATED IN ANY OTHER PROJECT IN ANY MANNER WITHOUT THE EXPRESS WRITTEN CONSENT OF SAMTEC, INC.



520 PARK EAST BLVD, NEW ALBANY, IN 47150
PHONE: 812-944-6733 FAX: 812-948-5047
e-Mail info@SAMTEC.com code 55322

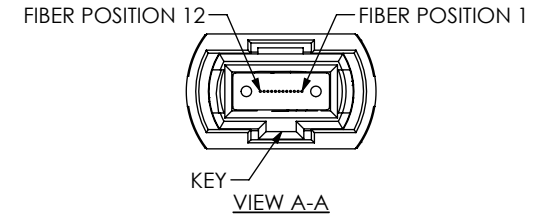
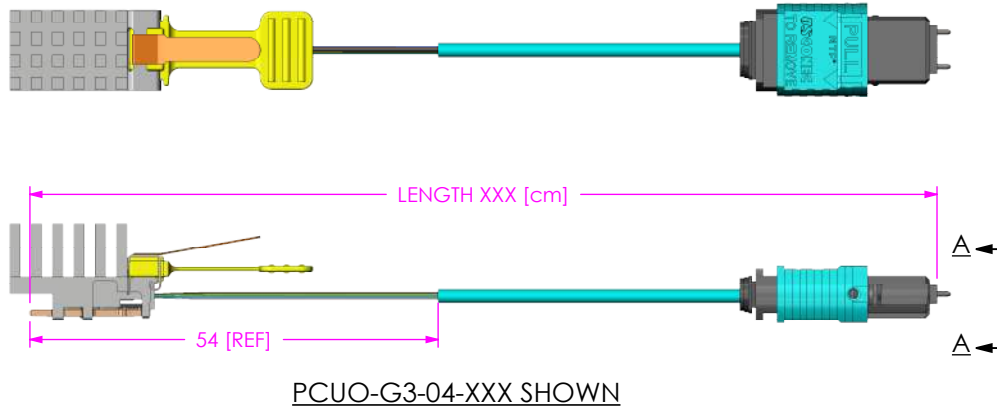
MATERIAL: DO NOT SCALE DRAWING SHEET SCALE: 2:1

DESCRIPTION: PCUO G3 ASSEMBLY

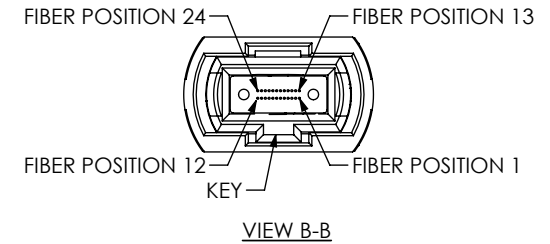
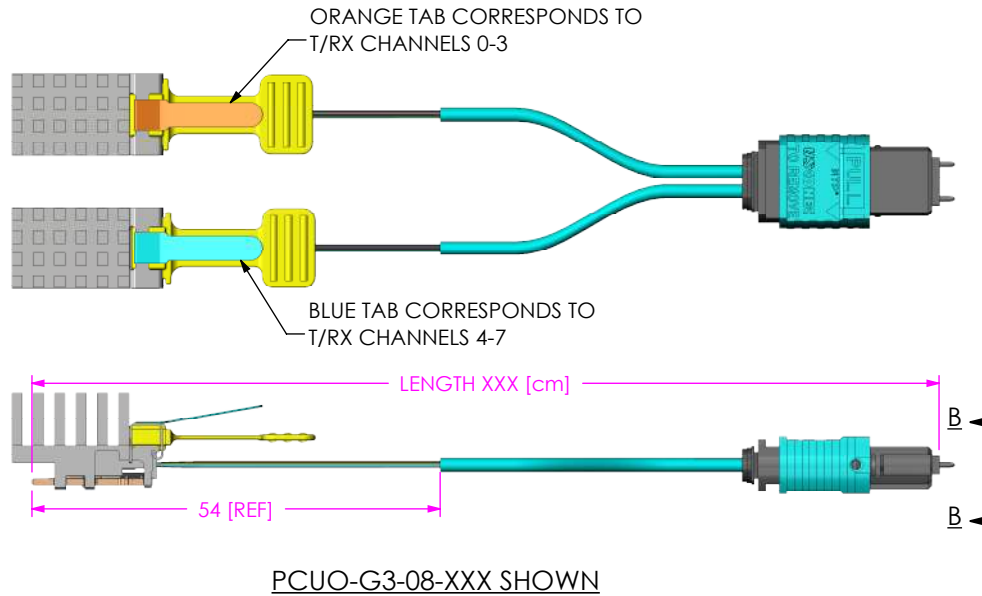
DWG. NO. PCUO-G3-XX-XXX

BY: JEAN W. 06/06/2016 SHEET 1 OF 3

PCUO-X4 SIGNAL MAP	
FUNCTION	FIBER POSITION
Rx0	1
Rx1	2
Rx2	3
Rx3	4
NC	5
NC	6
NC	7
NC	8
Tx3	9
Tx2	10
Tx1	11
Tx0	12



PCUO x8 SIGNAL MAP	
FUNCTION	FIBER POSITION
Rx0	1
Rx1	2
Rx2	3
Rx3	4
NC	5
NC	6
NC	7
NC	8
Rx4	9
Rx5	10
Rx6	11
Rx7	12
Tx0	13
Tx1	14
Tx2	15
Tx3	16
NC	17
NC	18
NC	19
NC	20
Tx4	21
Tx5	22
Tx6	23
Tx7	24



PROPRIETARY NOTE
 THIS DOCUMENT CONTAINS CONFIDENTIAL AND PROPRIETARY INFORMATION AND ALL DESIGN, MANUFACTURING, REPRODUCTION, USE, PATENT RIGHTS AND SALES RIGHTS ARE EXPRESSLY RESERVED BY SAMTEC, INC. THIS DOCUMENT SHALL NOT BE DISCLOSED, IN WHOLE OR PART, TO ANY UNAUTHORIZED PERSON OR ENTITY NOR REPRODUCED, TRANSFERRED OR INCORPORATED IN ANY OTHER PROJECT IN ANY MANNER WITHOUT THE EXPRESS WRITTEN CONSENT OF SAMTEC, INC.

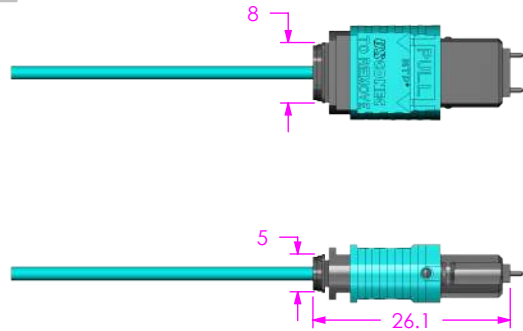
SHEET SCALE: 1:2

samtec
 520 PARK EAST BLVD, NEW ALBANY, IN 47150
 PHONE: 812-944-6733 FAX: 812-948-5047
 e-Mail info@SAMTEC.com code 55322

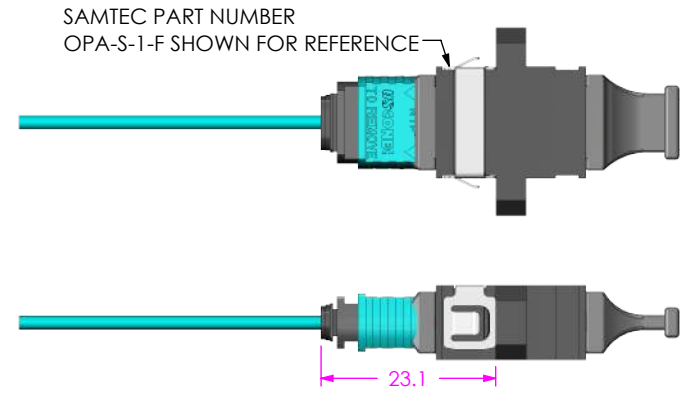
DESCRIPTION: PCUO G3 ASSEMBLY

DWG. NO. PCUO-G3-XX-XXX

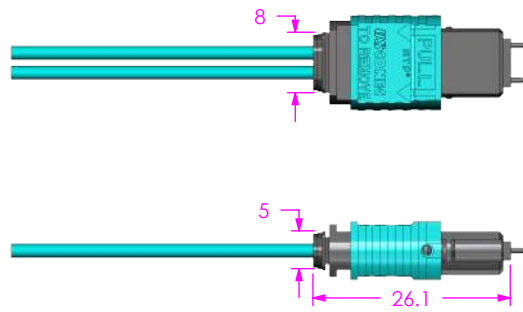
BY: JEAN W. 06/06/2016 SHEET 2 OF 3



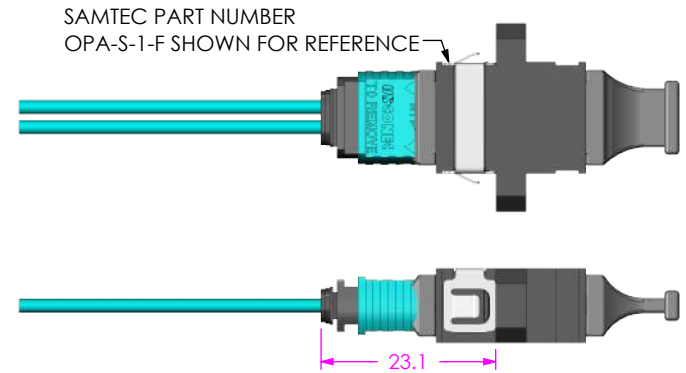
PCUO-G3-04-XXX PASSIVE OPTICAL CONNECTOR



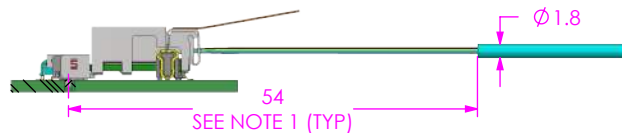
PCUO-G3-04-XXX PASSIVE OPTICAL CONNECTOR MATED WITH BULKHEAD



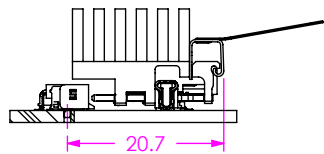
PCUO-G3-08-XXX PASSIVE OPTICAL CONNECTOR



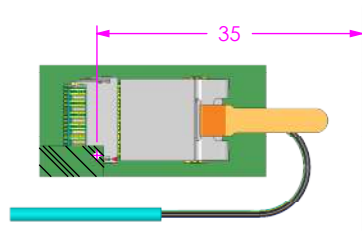
PCUO-G3-08-XXX PASSIVE OPTICAL CONNECTOR MATED WITH BULKHEAD



FIBER DETAIL



KEEP OUT AREA FOR DEMATING
REFER TO UEC5 FOOTPRINT DRAWING
FOR DETAILED KEEPOUT AREAS



CABLE ESCAPE DETAIL

NOTES:

1. DIMENSIONED FROM THE CENTER OF THE ALIGNMENT HOLE AS SHOWN ON THE UEC5/UCC8 CONNECTOR FOOTPRINT
2. DUST CAPS NOT SHOWN FOR CLARITY

PROPRIETARY NOTE

THIS DOCUMENT CONTAINS CONFIDENTIAL AND PROPRIETARY INFORMATION AND ALL DESIGN, MANUFACTURING, REPRODUCTION, USE, PATENT RIGHTS AND SALES RIGHTS ARE EXPRESSLY RESERVED BY SAMTEC, INC. THIS DOCUMENT SHALL NOT BE DISCLOSED, IN WHOLE OR PART, TO ANY UNAUTHORIZED PERSON OR ENTITY NOR REPRODUCED, TRANSFERRED OR INCORPORATED IN ANY OTHER PROJECT IN ANY MANNER WITHOUT THE EXPRESS WRITTEN CONSENT OF SAMTEC, INC.



520 PARK EAST BLVD. NEW ALBANY, IN 47150
PHONE: 812-944-6733 FAX: 812-948-5047
e-Mail info@SAMTEC.com code 55322

SHEET SCALE: 1:1

DESCRIPTION:	PCUO G3 ASSEMBLY
DWG. NO.	PCUO-G3-XX-XXX
BY: JEAN W.	06/06/2016 SHEET 3 OF 3