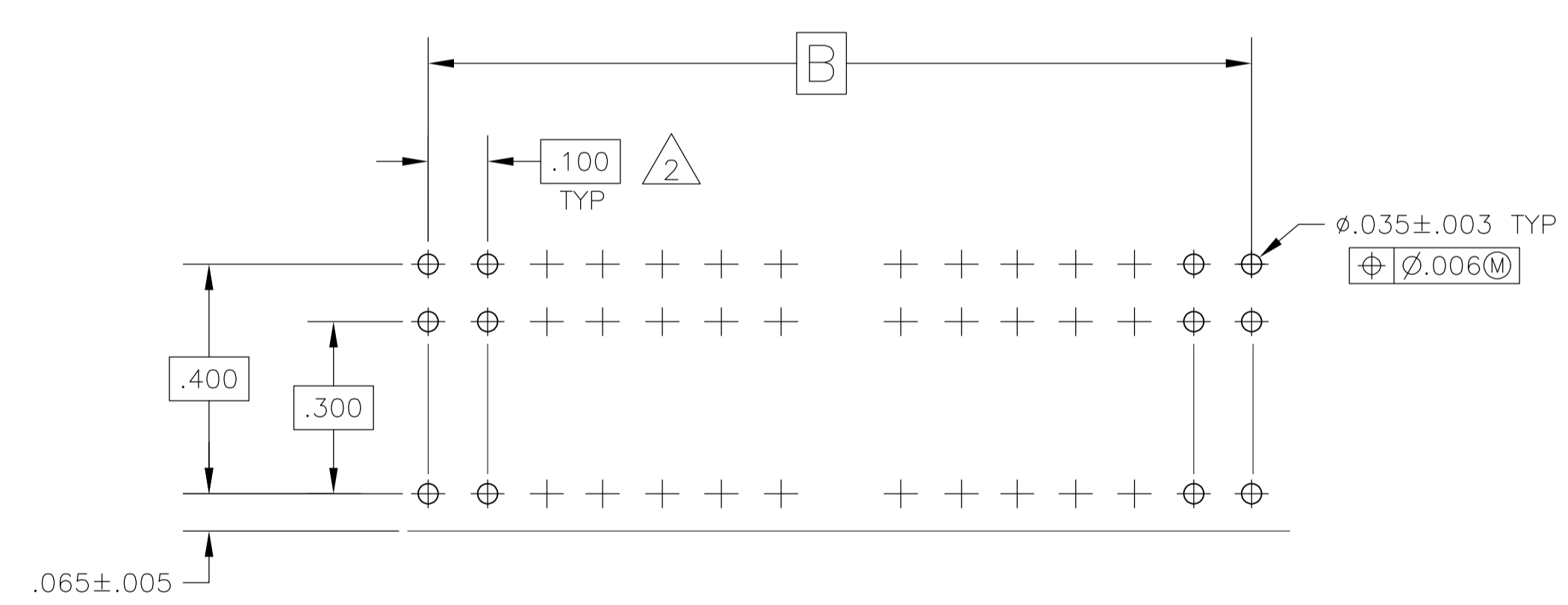
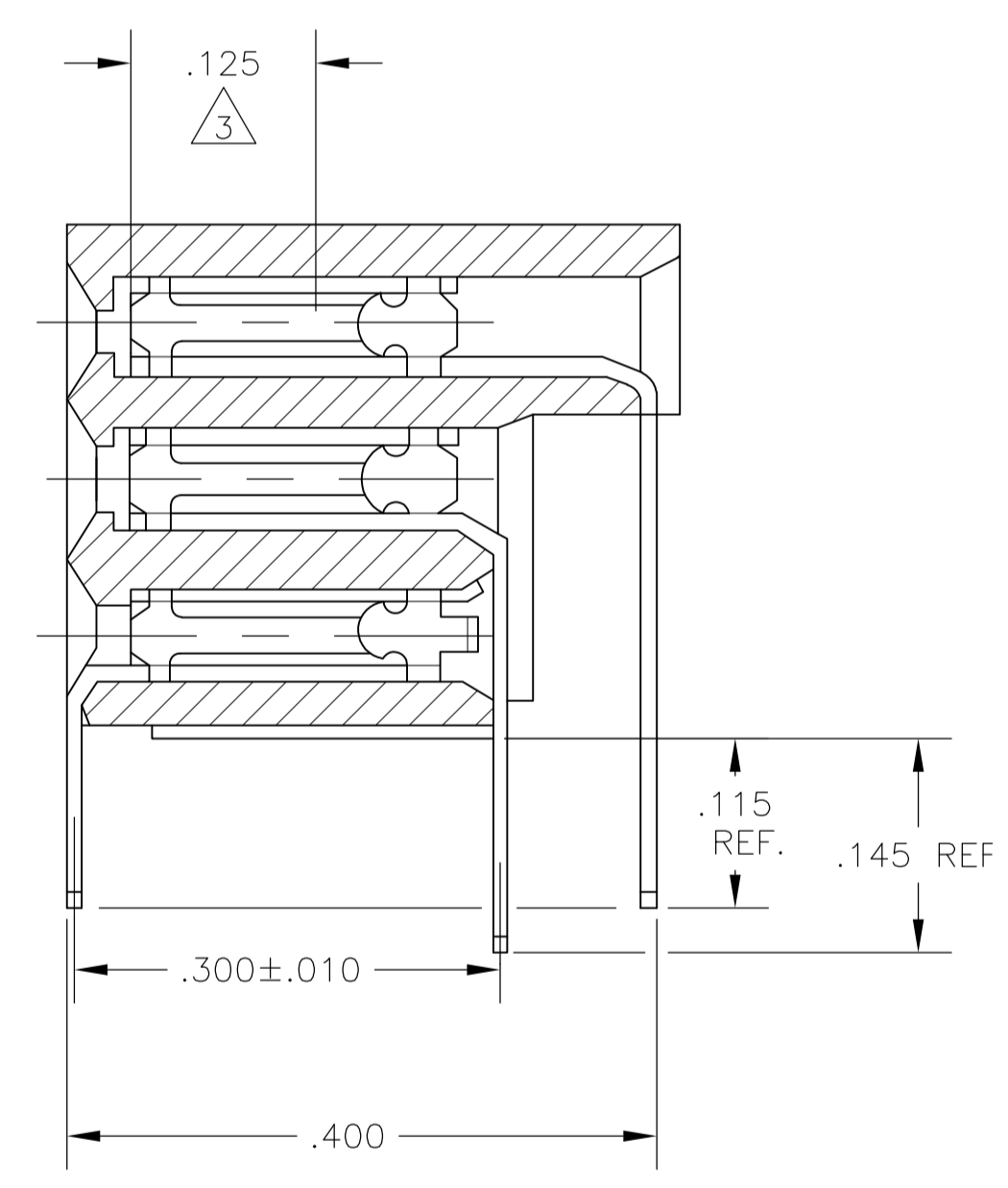
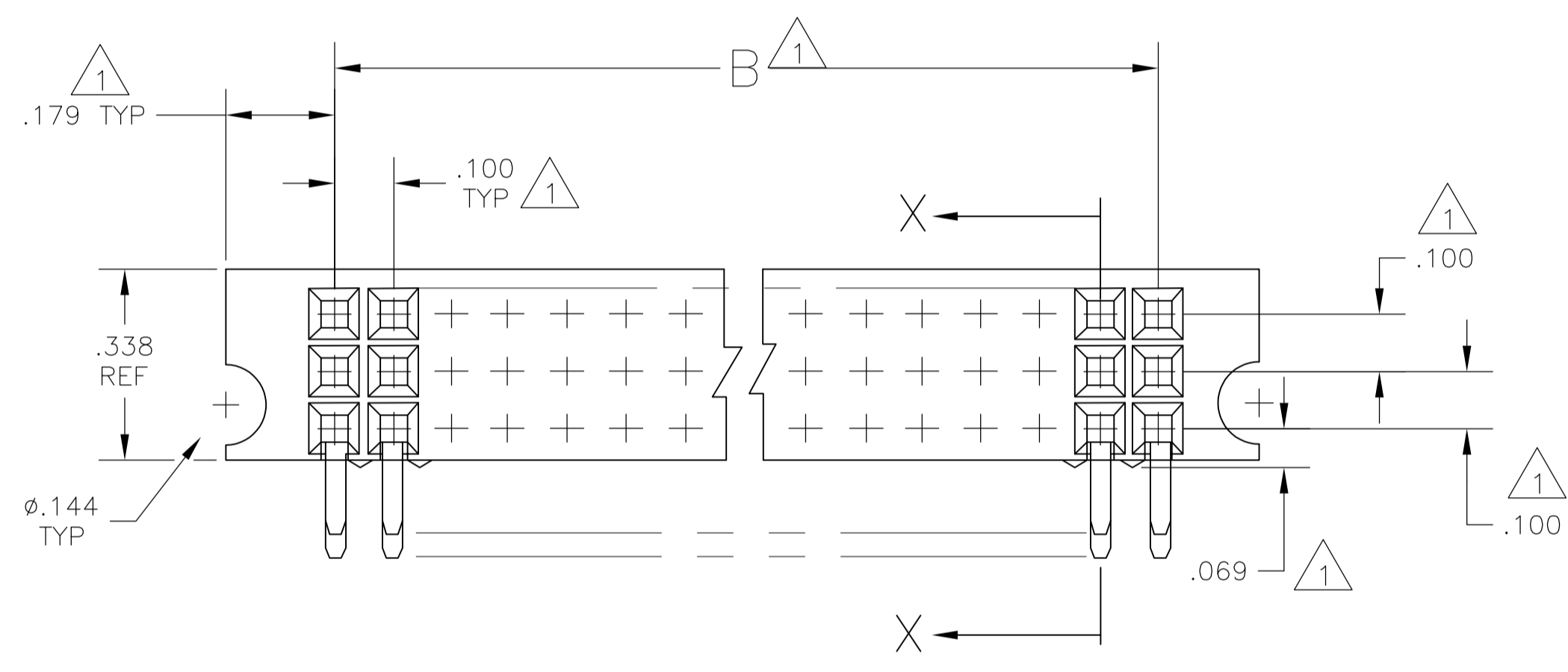
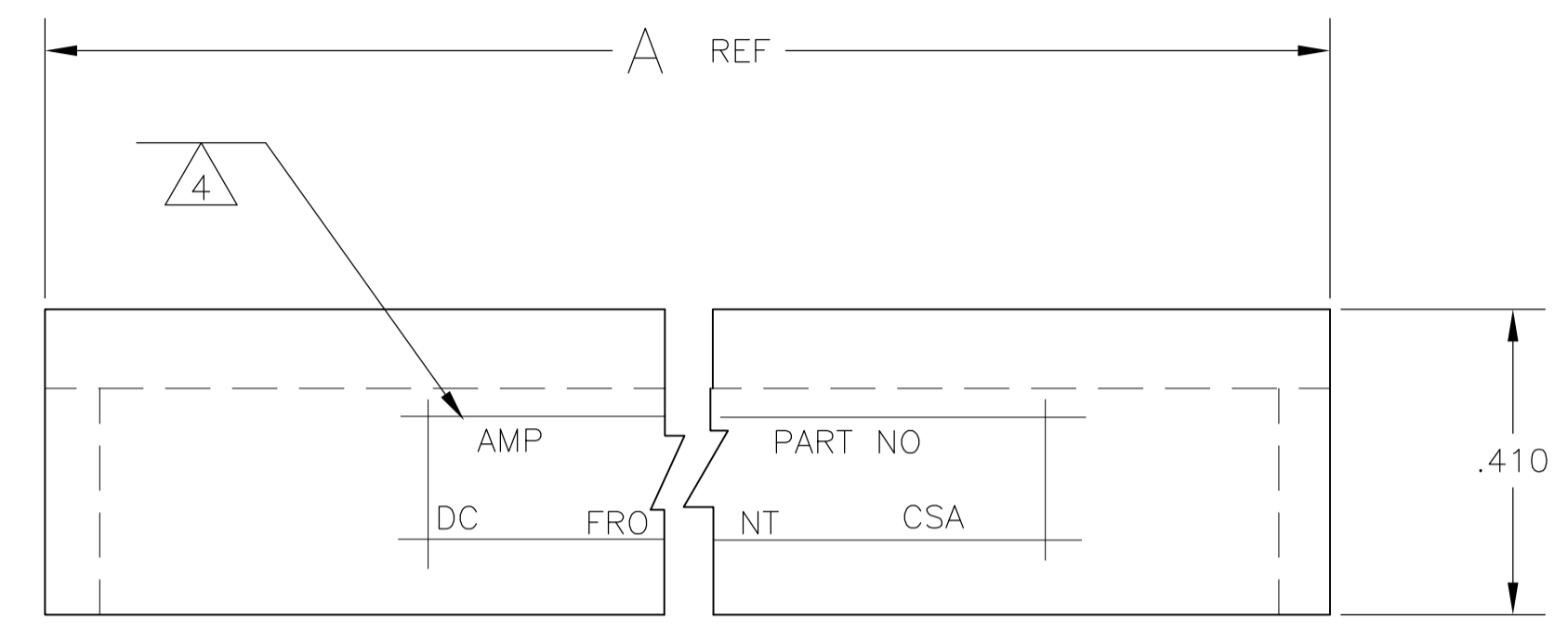


LOC		DIST		REVISIONS			
AD	OO	REV	DATE	DESCRIPTION	DATE	BY	APPV
		N1	31AUG06	ECO 06 016393	31AUG06	BSV	JO
		N2	12JAN10	REVISED PER ECO-10-000443	12JAN10	KK	AEG

- 1 THESE DIMENSION PERTAIN TO CAVITY CENTRELINES--NOT TO CONTACT LOCATIONS.
- 2 TOLERANCE NON-CUMULATIVE
- 3 POINT OF MEASUREMENT FOR PLATING THICKNESS (MEASURED INSIDE CONTACT BEAMS).
- 4 "AMP", "PART NUMBER", "DATA CODE", THE WORD "FRONT" AND "CSA", MARKED WITH .062 HIGH CHARACTERS. 21 POS. AND SMALLER, FRONT IDENTIFIED WITH "↓" (ARROW)
- 5 HOUSING :POLYPHENYLENE SULFIDE GLASS FILLED.
- 6 CONTACT: PHOS.BRONZE
- 7 CONTACT:.00030 GOLD IN CONTACT AREA, .00050-.0010 BRIGHT TIN-LEAD ON SOLDER TINES, ALL OVER .000050 NICKEL.
- 8 OBSOLETE PART NUMBER
- 9 PRELIMINARY PART--NOT RELEASED FOR PRODUCTION.
- 10 CONTACT: .000030 GOLD IN CONTACT AREA, .000050-.000100 MATTE TIN ON SOLDER LEADS, ALL OVER .000050 NICKEL.
- 11 ROHS 2002/95/EC COMPLIANT.
- 12 OBSOLETE PARTS: OBSOLETE CIS STREAMLINING PER D.RENAUD/D.SINISI



RECOMMENDED P.C. BOARD LAYOUT

1	OBSOLETE	2.000	2.058	54	-6-534974-8-
1	OBSOLETE	1.900	1.958	51	-6-534974-7-
1	OBSOLETE	1.500	1.858	48	-6-534974-6-
1	OBSOLETE	1.400	1.758	45	-6-534974-5-
1	OBSOLETE	1.100	1.458	36	-6-534974-4-
1	OBSOLETE	1.300	1.658	42	6-534974-3
1	OBSOLETE	9.900	10.258	300	-6-534974-2-
1	OBSOLETE	6.900	7.258	210	-6-534974-1-
1	OBSOLETE	4.900	5.258	150	5-534974-8
1	OBSOLETE	3.100	3.458	96	-5-534974-5-
1	OBSOLETE	3.000	3.358	93	-5-534974-4-
1	OBSOLETE	2.300	2.658	72	5-534974-3
1	OBSOLETE	2.000	2.058	54	1-534974-8
1	OBSOLETE	1.900	1.958	51	1-534974-7
1	OBSOLETE	1.500	1.858	48	1-534974-6-
1	OBSOLETE	1.400	1.758	45	1-534974-5
1	OBSOLETE	1.100	1.458	36	1-534974-4
1	OBSOLETE	1.300	1.658	42	1-534974-3
1	OBSOLETE	9.900	10.258	300	1-534974-2-
1	OBSOLETE	6.900	7.258	210	1-534974-1-
1	OBSOLETE	6.700	7.058	204	1-534974-0
1	OBSOLETE	6.400	6.758	195	1-534974-9
1	OBSOLETE	4.900	5.258	150	1-534974-8
1	OBSOLETE	3.900	4.258	120	1-534974-7
1	OBSOLETE	3.400	3.758	105	1-534974-6
1	OBSOLETE	3.100	3.458	96	1-534974-5
1	OBSOLETE	3.000	3.358	93	1-534974-4
1	OBSOLETE	2.300	2.658	72	1-534974-3
1	OBSOLETE	1.900	2.258	60	1-534974-2
1	OBSOLETE	.900	1.258	30	1-534974-1
	FINISH	B	A	NO POS	PART NO

THIS DRAWING IS A CONTROLLED DOCUMENT.

DESIGNED BY: M. SMITH, 08JUL87
 CHECKED BY: DOUGLAS R. SARVER, 27JUL87
 APPROVED BY: DOUGLAS R. SARVER, 27JUL87

TYCO ELECTRONICS CORPORATION
 HARRISBURG, PA 17105-3608

RECEPTACLE ASSEMBLY, MOD. II,
 CLOSED ENTRY, WITH GUIDE PIN EARS

SIZE: A1, CAGE CODE: 00779, DRAWING NO: 534974, WEIGHT: --, RESTRICTED TO: --

CUSTOMER DRAWING, SCALE: 4:1, SHEET: 1 OF 1, REV: N2