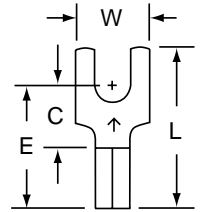




Scotchlok™ Terminals

MU18-4FB/S thru MU10-10FB
Block Fork, Non-Insulated, Butted Seam



Data Sheet

Product Number	Wire Range (AWG)	Stud Size	W	C	L	E	Thickness	Barrel Length	Barrel I.D.
MU18-4FB/S	22-18	4	0.25	0.25	0.65	0.50	0.030	0.25	0.070
MU18-6FB/S	22-18	6	0.25	0.25	0.65	0.50	0.030	0.25	0.070
MU18-6FB	22-18	6	0.30	0.25	0.65	0.50	0.030	0.25	0.070
MU18-8FB	22-18	8	0.30	0.25	0.65	0.50	0.030	0.25	0.070
MU18-10FB	22-18	10	0.30	0.25	0.65	0.50	0.030	0.25	0.070
MU14-4FB/S	16-14	4	0.25	0.25	0.65	0.50	0.030	0.25	0.090
MU14-6FB/S	16-14	6	0.25	0.25	0.65	0.50	0.030	0.25	0.090
MU14-6FB	16-14	6	0.30	0.25	0.65	0.50	0.030	0.25	0.090
MU14-8FB	16-14	8	0.30	0.25	0.65	0.50	0.030	0.25	0.090
MU14-10FB	16-14	10	0.30	0.25	0.65	0.50	0.030	0.25	0.090
MU10-6FB	12-10	6	0.32	0.29	0.73	0.54	0.040	0.25	0.135
MU10-8FB	12-10	8	0.32	0.29	0.73	0.54	0.040	0.25	0.135
MU10-10FB	12-10	10	0.32	0.29	0.73	0.54	0.040	0.25	0.135



LISTED 314R
UNDERWRITERS
LABORATORIES
STANDARD NO. UL 486A
3M FILE NO. E23438



CANADIAN STANDARDS
ASSOCIATION
STANDARD NO. C22.2
NO. 0. 65
3M FILE NO. LR22190

Installation Information

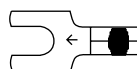
⚠ WARNING


Turn power off before installing or removing terminal. All electrical work should be done according to appropriate electrical codes.

UL Listed and CSA Certified for use on stranded copper (AWG) wire only.

Strip away the end 3/8 inch of wire insulation.

Make the crimp in the proper station of a recommended 3M crimp tool: TH-440, TH-450 (scissor style), or TR-490 (ratchet style) hand tools.



 Barrel Crimp (Electrical)

Specifications

Wire Size:

See Table Above

Engineering Specification

Crimp-type terminals shall, electrically and mechanically, connect to a pre-stripped end of a stranded copper wire: and have a flat tongue portion with a central opening for mounting around a screw or stud.

The terminal line shall offer tongue variations in hole (stud) size (6, 8 10, etc.) and configuration (ring, fork, block fork, flanged block fork, locking fork, etc.): and barrel variations in wire (AWG) size (22-18, 16-14, 12-10, etc.) and construction (non-insulated brazed seam, vinyl insulated butted seam, nylon insulated with insulation grip, etc.). The terminal line shall have regulatory agency coverage (UL Listing, CSA Certification). The terminal tongue shall be marked with the wire range and manufacturer's symbol (↑).

The non-insulated, butted seam block fork terminal shall be tin-plated, annealed copper, with the tongue having a specified stud slot (size 4 thru 10) and a butted seam barrel with a beveled I.D. for ease of stranded wire entry, sized for a specified (AWG) wire range (22-18, 16-14, 12-10).

Non-insulated terminals shall be UL Listed and CSA Certified.

3M and Scotchlok are trademarks of 3M

IMPORTANT NOTICE

Before using this product, you must evaluate it and determine if it is suitable for your intended application. You assume all risks and liability associated with such use.

Warranty; Limited Remedy; Limited Liability. This product will be free from defects in material and manufacture as of the date of purchase. **3M MAKES NO OTHER WARRANTIES INCLUDING, BUT NOT LIMITED TO, ANY IMPLIED WARRANTY OF MERCHANTABILITY OR FITNESS FOR A PARTICULAR PURPOSE.** If this product is defective within the warranty period stated above, your exclusive remedy shall be, at 3M's option, to replace or repair the 3M product or refund the purchase price of the 3M product. **Except where prohibited by law, 3M will not be liable for any loss or damage arising from this 3M product, whether direct, indirect, special, incidental or consequential regardless of the legal theory asserted.**

3M

Electrical Products Division

6801 River Place Blvd.
Austin, TX 78726-9000
<http://www.3M.com/elpd>

Litho in USA.
© 3M 2002 78-8126-0489-6-A