
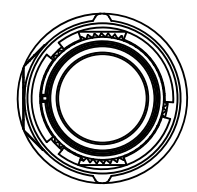
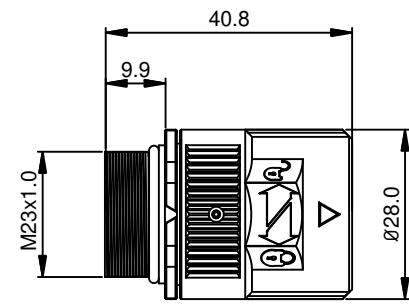


REVISIONS					
REV	ECO	DESCRIPTION	DATE	BY	APPR
B1	-	RELEASE NEW DWG FORMAT	03/14/14	Drack	Tommy
B2	-	UPDATE THE DURABILITY	May.21,2015	Drack	Tommy
B3	-	UPDATED	04DEC15	MRF	Tommy
B4	-	UPDATED NUT	20APR16	MRF	Tommy

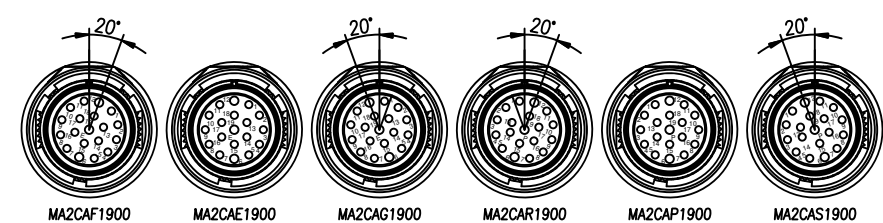
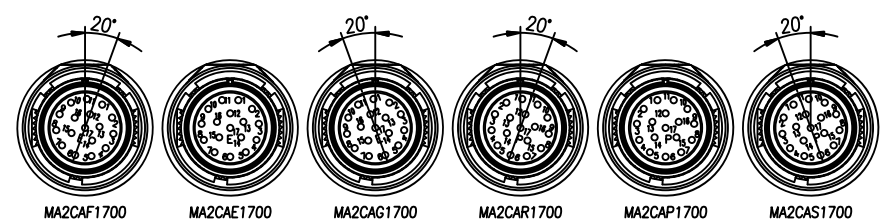
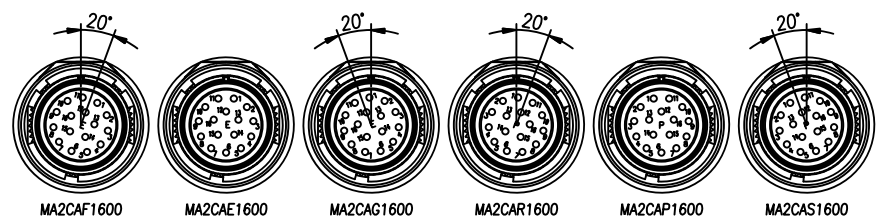
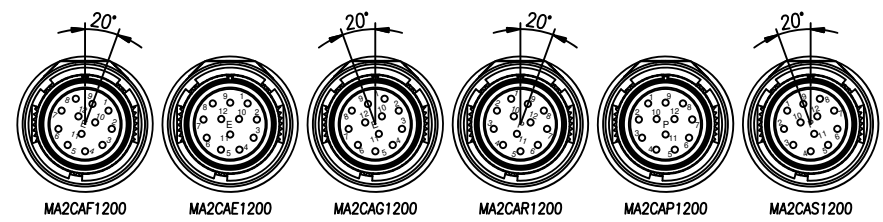


REV	ECO	DESCRIPTION	DATE	BY	APPR
-		MA2CAS1900	M23, PLUG, ST, 19POS, P TYPE, KEYED "S"		27
-		MA2CAR1900	M23, PLUG, ST, 19POS, P TYPE, KEYED "R"		26
-		MA2CAP1900	M23, PLUG, ST, 19POS, P TYPE		25
-		MA2CAG1900	M23, PLUG, ST, 19POS, E TYPE, KEYED "G"		24
-		MA2CAF1900	M23, PLUG, ST, 19POS, E TYPE, KEYED "F"		23
-		MA2CAE1900	M23, PLUG, ST, 19POS, E TYPE		22
-		MA2CAS1700	M23, PLUG, ST, 17POS, P TYPE, KEYED "S"		20
-		MA2CAR1700	M23, PLUG, ST, 17POS, P TYPE, KEYED "R"		19
-		MA2CAP1700	M23, PLUG, ST, 17POS, P TYPE		18
-		MA2CAG1700	M23, PLUG, ST, 17POS, E TYPE, KEYED "G"		17
-		MA2CAF1700	M23, PLUG, ST, 17POS, E TYPE, KEYED "F"		16
-		MA2CAE1700	M23, PLUG, ST, 17POS, E TYPE		15
-		MA2CAS1600	M23, PLUG, ST, 16POS, P TYPE, KEYED "S"		13
-		MA2CAR1600	M23, PLUG, ST, 16POS, P TYPE, KEYED "R"		12
-		MA2CAP1600	M23, PLUG, ST, 16POS, P TYPE		11
-		MA2CAG1600	M23, PLUG, ST, 16POS, E TYPE, KEYED "G"		10
-		MA2CAF1600	M23, PLUG, ST, 16POS, E TYPE, KEYED "F"		9
-		MA2CAE1600	M23, PLUG, ST, 16POS, E TYPE		8
-		MA2CAS1200	M23, PLUG, ST, 12POS, P TYPE, KEYED "S"		6
-		MA2CAR1200	M23, PLUG, ST, 12POS, P TYPE, KEYED "R"		5
-		MA2CAP1200	M23, PLUG, ST, 12POS, P TYPE		4
-		MA2CAG1200	M23, PLUG, ST, 12POS, E TYPE, KEYED "G"		3
-		MA2CAF1200	M23, PLUG, ST, 12POS, E TYPE, KEYED "F"		2
-		MA2CAE1200	M23, PLUG, ST, 12POS, E TYPE		1

QUANTITY	PART NUMBER	DESCRIPTION	ITEM
----------	-------------	-------------	------

MATERIALS LIST			
UNLESS OTHERWISE SPECIFIED		SIGNATURES	DATE
1) All dimensions are in metric(mm). 2) Tolerances are as follows: 1 PL DEC ±0.30 2 PL DEC ±0.15 3 PL DEC ±0.08		Drack	May.21,2015
3) Note reference =		CHECKED:	
		ENGINEER:	
		APPROVAL:	
MATERIAL SPECIFICATIONS:		CUSTOMER:	
PROCESS SPECIFICATIONS:		THIS DRAWING IS SUPPLIED FOR INFORMATION ONLY. DESIGN FEATURES, SPECIFICATIONS AND PERFORMANCE DATA SHOWN HEREON ARE THE PROPERTY OF THE AMPHENOL CORPORATION. NO RIGHTS OF REPRODUCTION ARE IMPLIED. ALL DIMENSIONS ARE SUBJECT TO NORMAL MANUFACTURING VARIATIONS.	
NEXT ASSY:		SIZE	REVISION
		B C-	B4
		SCALE: NONE	DWG NO: MA2CAxxx00
		SHEET 1	OF 1

- NOTES: UNLESS OTHERWISE SPECIFIED
- MATERIAL:  
INSULATION INSERT: PA66,UL94 V0  
SEAL: VITON  
HOUSING BODY: ZINC DIE CAST, NICKEL PLATED  
COUPLING NUT: ZINC DIE CAST, NICKEL PLATED
  - SPECIFICATIONS:
    - CURRENT RATING: 10 AMPS - 12 POSITION  
9 AMPS - 16 POSITION  
9 AMPS - 17 POSITION  
7 AMPS - 19 POSITION
    - VOLTAGE RATING: 160V AC/DC - 12 POSITION  
125V AC/DC - 16 POSITION  
125V AC/DC - 17 POSITION  
63V AC/DC - 19 POSITION
    - OPERATING TEMPERATURE: -20°C TO +130°C
    - DIELECTRIC WITHSTANDING VOLTAGE: LESS THAN 2 MILLIAMPS CURRENT LEAKAGE @ 2500 VOLTS AC.
    - DEGREE OF PROTECTION: IP67 ( MATED CONDITION )
    - DEGREE OF POLLUTION: 3 PER UL840
    - OVERVOLTAGE CATEGORY: III PER UL840
    - MATING CYCLE DURABILITY: >500 CYCLES
    - RoHS COMPLIANT
  - ALL DIMENSIONS ARE FOR REFERENCE USE ONLY.



TITLE: M23, PLUG, STRAIGHT, CHECKMATE  
DWG NO: MA2CAxxx00  
REV: B4  
SH: 1  
OF: 1