ANATECH ELECTRONICS INC
RF & Microwave Filters & Products

WiFi Cavity Bandpass Filter

Part Number: AB2049B639

ISO 9001 REGISTERED FIRM

Electrical specifications

Center Frequency: 2049.5 MHz
Bandwidth: 12 MHz
50 dB Bandwidth: 40 MHz
Input / Output Impedance: 50 Ohms
Passband: 2043.5 – 2055.5 MHz
Passband Insertion Loss: 2.5 dB max
Passband Ripple: 0.5 dB max
Rejection: 2.5 dB max
VSWR @ 50 Ohms: 1.5:0 (Input and Output)
Power Handling: 10 Watts CW

Mechanical

Mounting Method: Threaded Mounting Holes
Connector Type: SMA (F)
Dimensions: 10.07” X 1.5” X 0.76”

Environmental

Operating Temperature: -45 to +85 deg.C
Storage Temperature: -55 to +95 deg.C
Shock: 20 G. 11ms
Vibration: 20 G. 5 to 200 Hz

Outline Drawing:

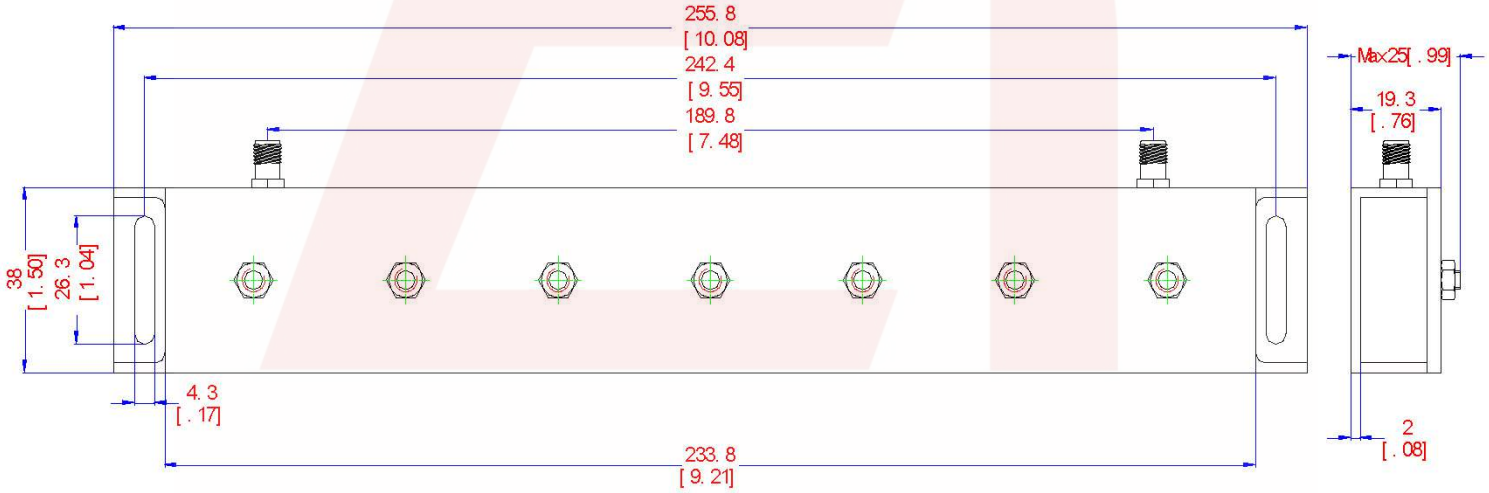

DS-B639-03152018-Rev0

70 Outwater Lane **Phone: (973) 772-4242**
Garfield, NJ 07026 **Fax : (973) 772-4646**
Email: sales@anatechelectronics.com
Web: www.anatechelectronics.com

Response Plot:

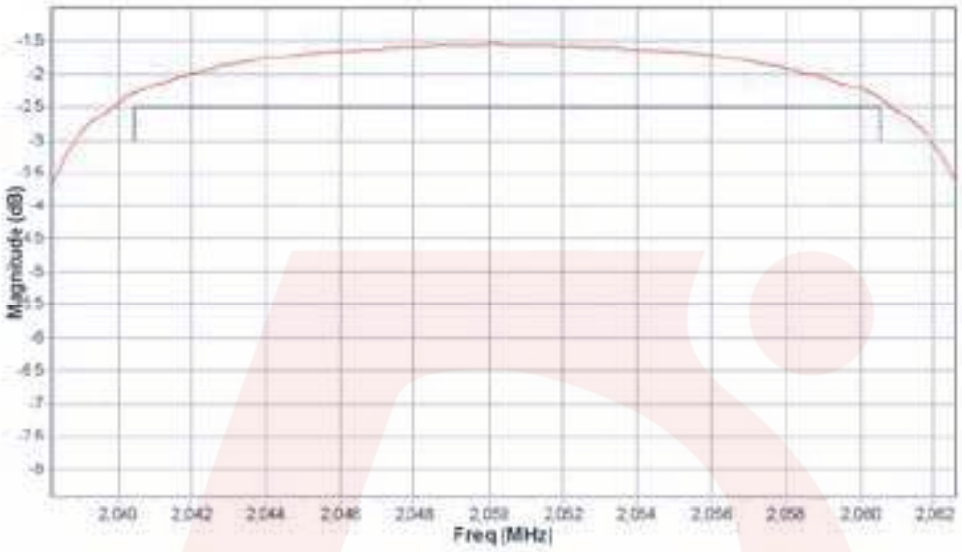

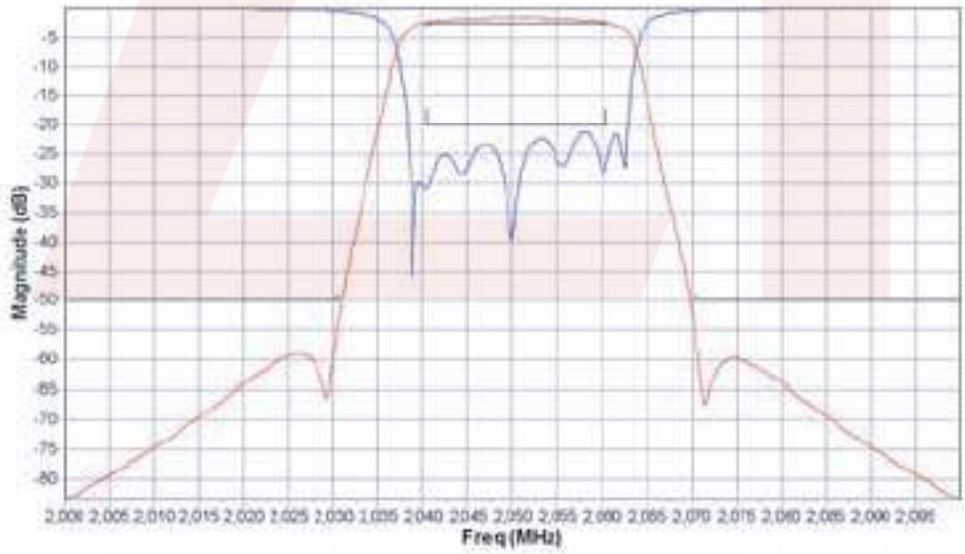

DS-B639-03152018-Rev0