



# SMT COMMON MODE CHOKES

for PoE+ Applications



-  RoHS peak reflow temperature rating 245°C
-  Meets IEEE 802.3 specification

Electrical Specifications @ 25°C - Operating Temperature -0°C to +70°C

Part Number <sup>1,2,3</sup>	SRF (TYP)	MAX Inter-winding Capacitance (pF)	Leakage Inductance (μH MAX)	OCL (±35%)	DC Resistance (Ω MAX)	Impedance Curves <sup>4</sup>
H6500NL	110 MHz	8	0.12	15 μH	0.15	1
H6501NL	60 MHz	15	0.15	30 μH	0.20	2
H6502NL	42 MHz	18	0.20	60 μH	0.25	3
H6503NL	26 MHz	25	0.25	100 μH	0.30	4
H6504NL	7.0 MHz	10	0.20	250 μH	0.18	5
H6505NL	5.5 MHz	18	0.25	500 μH	0.28	6
H6506NL	2.6 MHz	30	0.30	1 mH	0.35	7
H6507NL	300 MHz	120	1.0	20 mH	1.50	8

**Notes:**

- Turns Ratio: (1 - 4) : (5 - 8) = 1:1 (±3%)
- Between channel isolation: 500 VAC @ 60 seconds
- Polarity: per schematic
- For Tape & Reel** packaging, add a "T" suffix to the end of the part number when ordering (i. e. **H6500NL** becomes **H6500NLT**).
- See charts page 2

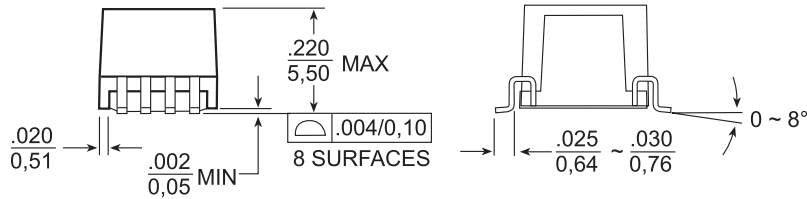
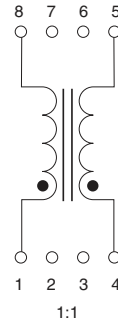
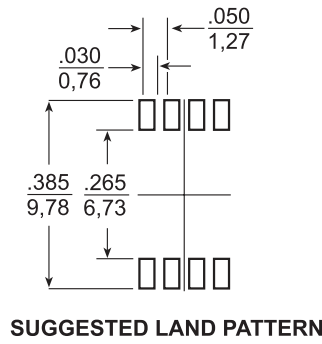
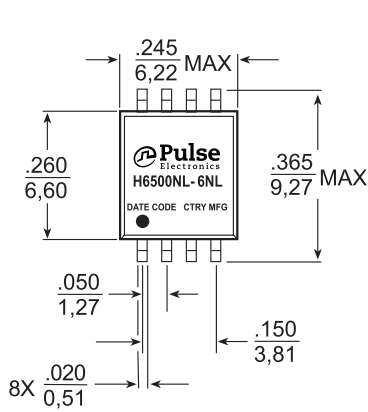
# SMT COMMON MODE CHOKES

for PoE+ Applications

## Mechanicals

## Schematics

### H6500NL-H6506NL

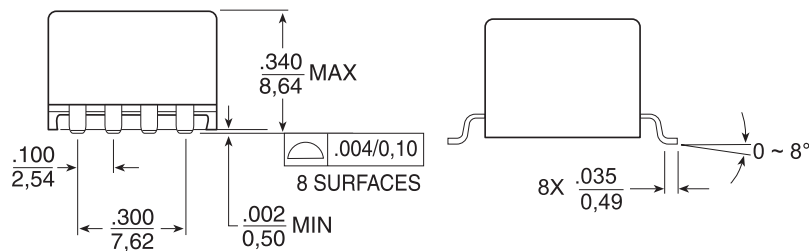
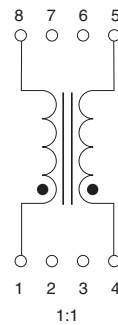
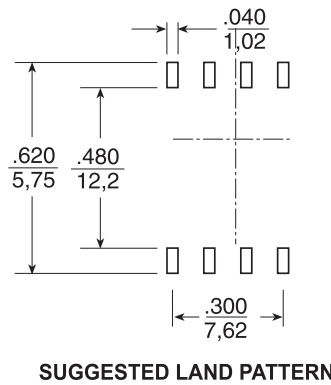
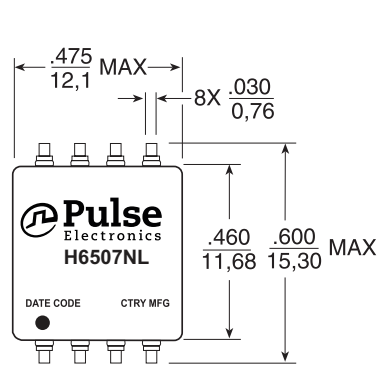


Weight .....0.4 grams      **Dimensions:**  $\frac{\text{Inches}}{\text{mm}}$   
 Tape & Reel .....750  
 Tube .....85      Unless otherwise specified, all tolerances are  $\pm \begin{matrix} .010 \\ 0.25 \end{matrix}$

## Mechanicals

## Schematics

### H6507NL



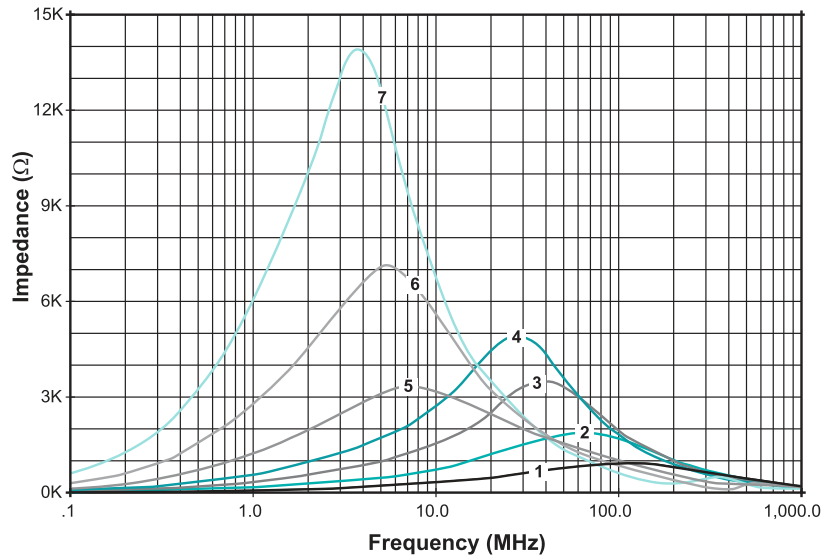
Weight .....1.8 grams  
 Tape & Reel .....250  
 Tube .....40

# SMT COMMON MODE CHOKES

for PoE+ Applications

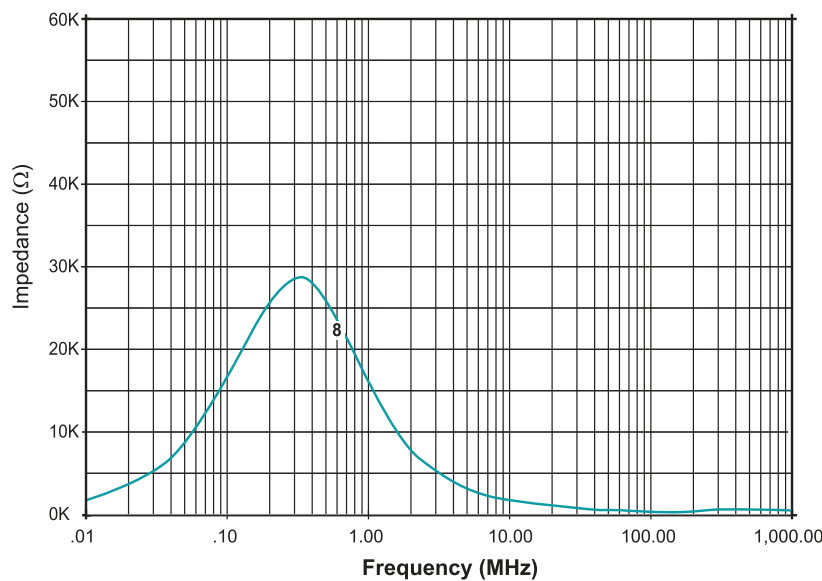
## Impedance Curves

H6500NL-H6506NL



## Impedance Curves

H6507NL



### For More Information:

Americas - [prodinfonynetworkamericas@pulseelectronics.com](mailto:prodinfonynetworkamericas@pulseelectronics.com) | Europe - [comms-Apps-Europe@pulseelectronics.com](mailto:comms-Apps-Europe@pulseelectronics.com) | Asia - [prodinfonynetworkapac@pulseelectronics.com](mailto:prodinfonynetworkapac@pulseelectronics.com)

Performance warranty of products offered on this data sheet is limited to the parameters specified. Data is subject to change without notice. Other brand and product names mentioned herein may be trademarks or registered trademarks of their respective owners. © Copyright, 2019. Pulse Electronics, Inc. All rights reserved.