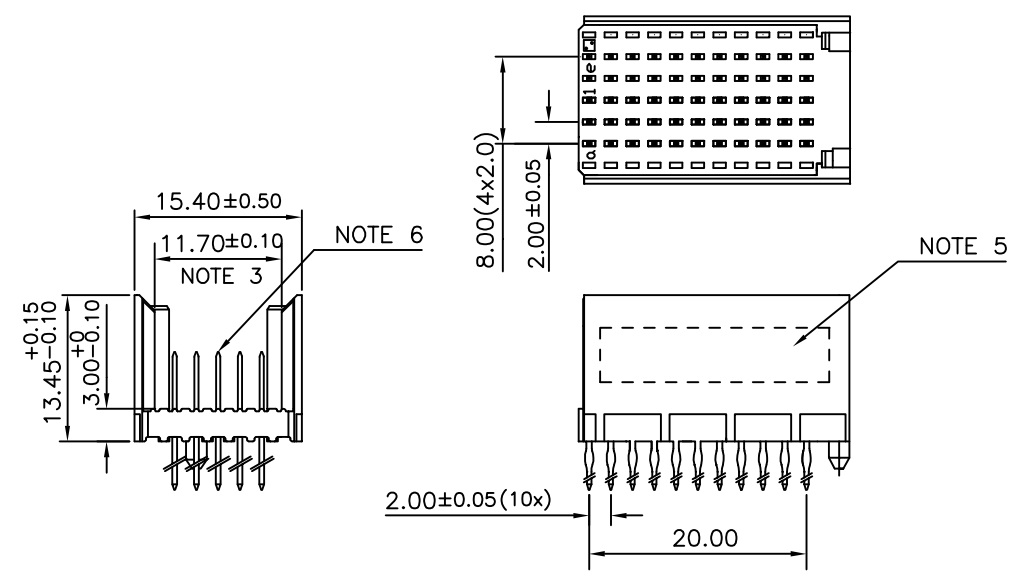


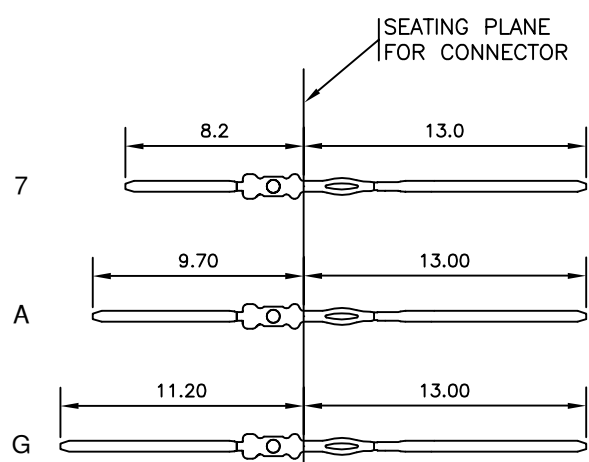
LOADING PATTERN MATING SIDE

f	0	0	0	0	0	0	0	0	0	0
e	G	G	G	G	G	G	G	G	G	G
d	A	A	A	A	A	A	A	A	A	A
c	7	7	7	7	7	7	7	7	7	7
b	A	A	A	A	A	A	A	A	A	A
a	G	G	G	G	G	G	G	G	G	G
z	0	0	0	0	0	0	0	0	0	0
POS	01	05	10							

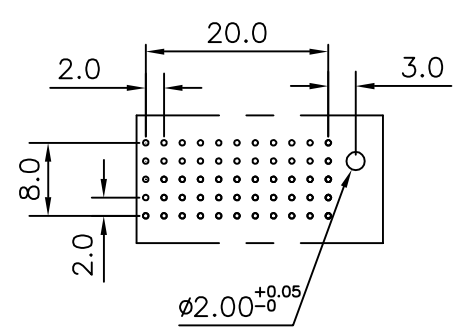
LOADED CONNECTOR ASSEMBLY (FOR EXAMPLE)



CONTACT OVERVIEW



LAY-OUT P.C.B.-HOLE



HM2P09PKF1M0-  
 LEAD FREE INDICATOR : LF = LEAD FREE (DIGIT 15 & 16)  
 PLATING CODE (DIGIT 13 AND 14) (REF DRW NO. BS,C , 201844 , 003)

NOTES

- THIS PRODUCT IS CSA APPROVED.
  - THIS PRODUCT IS UL RECOGNIZED.
  - MEASURED AT THE BOTTOM.
  - MATERIAL CONTACT: PHOSPHORBRONZE  
HOUSING: CREAM WHITE GLASS FILLED POLYESTER UL-94V0
  - CONNECTOR PRINTED WITH P/N AND DATE CODE.
  - FOR ACTUAL CONTACT LOADINGS, SEE LOADING PATTERN MATING SIDE.
  - SHAPE OF CONNECTOR HOUSING CAN ALTER DEPENDING ON PRODUCTION LOCATION
  - THE PRODUCT (LF) MEETS EUROPEAN UNION DIRECTIVES AND OTHER COUNTRY REGULATIONS AS DESCRIBED IN GS-22-008
  - FOR RECOMMENDED PTH DIMENSIONS REFER DRAWING : BS, A , 201572 , 001
- CATALOG NO: HM2P09PKF1M0- ---

mat'l. code SEE NOTE 4		surface ISO 1302	tolerance ISO 406 ISO 1101	projection	product family MLLIPACS
ltr	ecn no	dr	date	tolerances unless otherwise specified	title
A	105-0005	MINI	2005/01/11	angles linear	MPACS 5+2R STR HDR PF CONN TYPE C
B	105-0199	MINI	2005/10/21	0°±1°	
C	106-0090	MINI	2006/06/30		
		dr	MINI K VANDANATH	2005/01/11	dwg no sheet 1 of 1 size <b>BS, C ,203028, 200</b> A3 type Product Customer Drawing
		enr	BIJU K PAUL	2005/01/11	
		chr	BIJU K PAUL	2006/06/30	
		appd	BIJU K PAUL	2006/06/30	
sheet index	revision sheet	c			

Copyright FCI  
 FCconnect.com  
 FCI