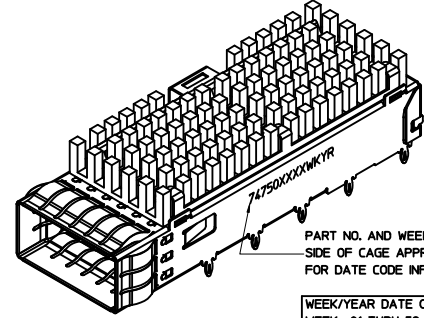


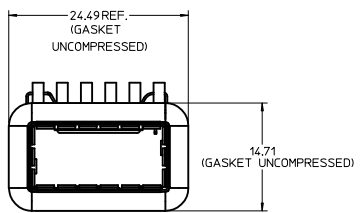
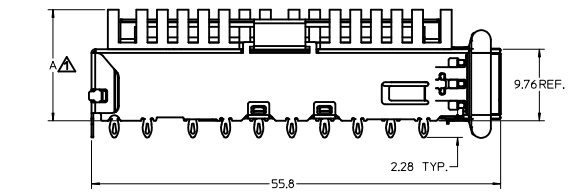
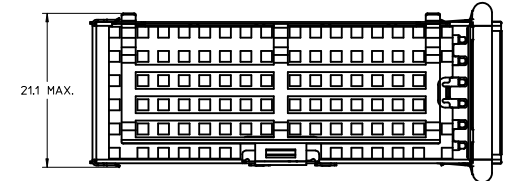
QSFP CAGE W/  
EMI SPRING FINGERS



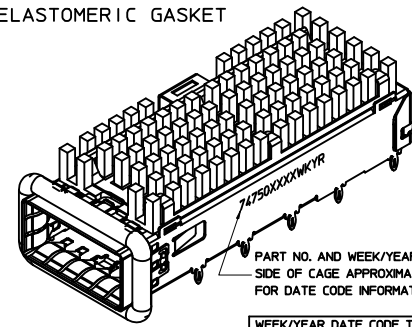
PART NO. AND WEEK/YEAR DATE CODE TO BE PRINTED ON SIDE OF CAGE APPROXIMATELY AS SHOWN. SEE BOX BELOW FOR DATE CODE INFORMATION.

WEEK/YEAR DATE CODE TABLE			
WEEK -01 THRU 52	EXAMPLE: 01	-FIRST WEEK OF YEAR	
	52	-LAST WEEK OF YEAR	
YEAR -09 OR 10 ETC.	EXAMPLE: 2010	- YEAR 10	

CAGE ASSY W/ HEAT SINK INSTALLED	DESCRIPTION	DIM A	CAGE W/O HEAT SINK INSTALLED	CLIP P/N	HEAT SINK P/N
747501140	QSFP CAGE W/ EMI SPRING FINGERS (SAN)	16.0	747501100	747500305	747500300
747501141	QSFP CAGE W/ EMI SPRING FINGERS - 0 REAR LEGS (SAN)	16.0	747501101	747500305	747500300
747501142	QSFP CAGE W/ EMI SPRING FINGERS (PCI)	13.7	747501100	747500305	747500303
747501143	QSFP CAGE W/ EMI SPRING FINGERS (NET)	23.0	747501100	747500305	747500304
747501240	QSFP CAGE W/ ELASTOMERIC GASKET (SAN)	16.0	747501200	747500305	747500302
747501241	QSFP CAGE W/ ELASTOMERIC GASKET - 0 REAR LEGS (SAN)	16.0	747501201	747500305	747500302
747501242	QSFP CAGE W/ ELASTOMERIC GASKET (PCI)	13.7	747501200	747500305	747500311
747501243	QSFP CAGE W/ ELASTOMERIC GASKET (NET)	23.0	747501200	747500305	747500312



QSFP CAGE W/  
ELASTOMERIC GASKET



PART NO. AND WEEK/YEAR DATE CODE TO BE PRINTED ON SIDE OF CAGE APPROXIMATELY AS SHOWN. SEE BOX BELOW FOR DATE CODE INFORMATION.

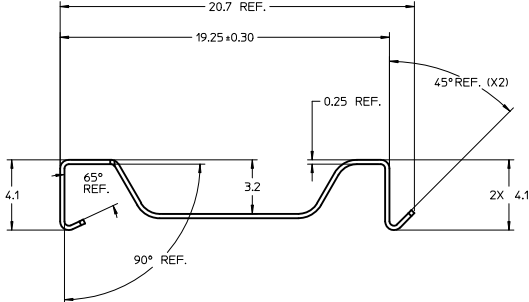
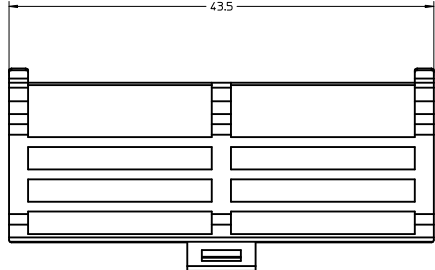
WEEK/YEAR DATE CODE TABLE			
WEEK -01 THRU 52	EXAMPLE: 01	-FIRST WEEK OF YEAR	
	52	-LAST WEEK OF YEAR	
YEAR -09 OR 10 ETC.	EXAMPLE: 2010	- YEAR 10	

- NOTES:
- HEIGHT OF HEATSINK WITH MODULE INSERTED. DIMENSION MAY BE LESS DUE TO MODULE AND HEAT SINK VARIATIONS.
  - OTHER HEATSINK DESIGNS ARE AVAILABLE INCLUDING CUSTOM DESIGNS.
  - REFER TO SD-74750-1100 AND SD-74750-1200 FOR ADDITIONAL CAGE INFORMATION.
  - THIS PRODUCT MEETS THE RESTRICTION OF HAZARDOUS SUBSTANCES IN ELECTRICAL AND ELECTRONIC EQUIPMENT (RoHS) DIRECTIVE (2002/95/EC).

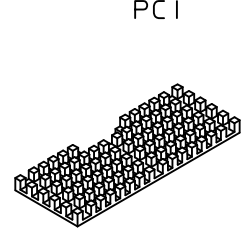
INITIAL RELEASE EC NO: USY2011-0769 DRAWN BY: FOIAN 2011/05/10 CHECKED BY: CHIRSCY 2011/05/10 APPROVED BY: RAHMOOD 2011/06/07	QUALITY SYMBOLS ▽=0 ▽=0 ▽=0	GENERAL TOLERANCES (UNLESS SPECIFIED)	DIMENSION STYLE	SCALE	DESIGN UNITS	THIRD ANGLE PROJECTION
		4 PLACES ± --- INCH 3 PLACES ± --- INCH 2 PLACES ± 0.13 INCH 1 PLACE ± 0.25 INCH ANGULAR ± 1°	MM ONLY	3:1	METRIC	☉
		DRAFT WHERE APPLICABLE MUST REMAIN WITHIN DIMENSIONS	MATERIAL NO. SEE TABLE	MOLEX INCORPORATED		
			DOCUMENT NO. SD-74750-1140	SHEET NO. 1 OF 2		

HEATSHINK DETAILS

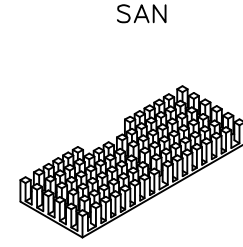
HEATSINK CLIP DETAILS  
(MOLEX P/N 747500305)



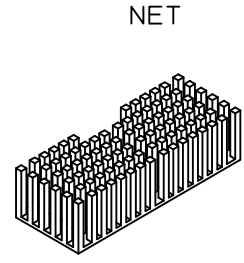
EMI SPRING FINGER  
VERSION



747500303

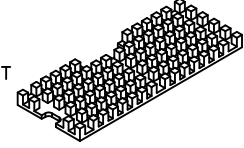


747500300

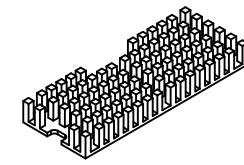


747500304

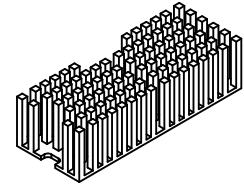
ELASTOMERIC GASKET  
VERSION



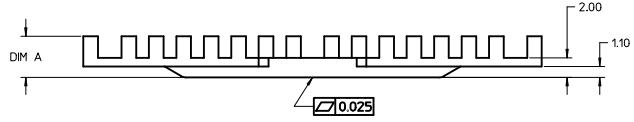
747500311



747500302



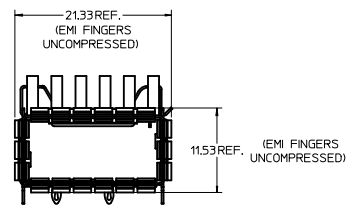
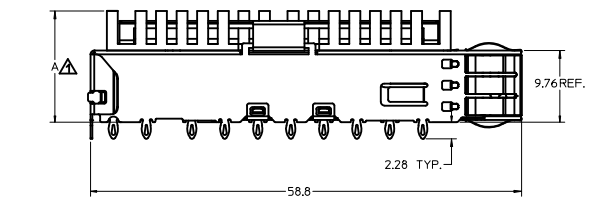
747500312



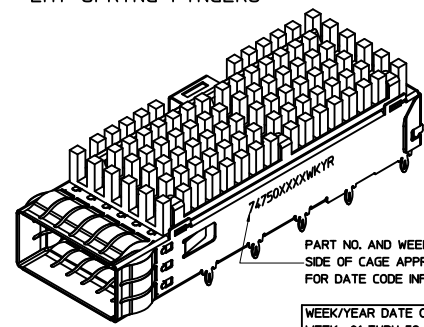
HEATSINK STYLE	DIM A
PCI	4.2
SAN	6.5
NET	13.5

- NOTES:
- MATERIAL:  
HEATSINK - ANNOXIDIZED ALUMINUM  
HEATSINK CLIP - STAINLESS STEEL
  - THESE PRODUCTS MEET THE RESTRICTION OF HAZARDOUS SUBSTANCES IN ELECTRICAL AND ELECTRONIC EQUIPMENT EQUIPMENT (RoHS) DIRECTIVE (2002/95/EC)

INITIAL RELEASE EC NO: USY2011-0769 DRAWN BY: F01AN CHKOCHIRSCY APPROVED BY: RMAHMOOD	2011/04/27	2011/05/10	2011/06/07	QUALITY SYMBOLS ∇=0 ∇=0 ∇=0	GENERAL TOLERANCES (UNLESS SPECIFIED)		DIMENSION STYLE MM ONLY		SCALE	DESIGN UNITS	THIRD ANGLE PROJECTION	
					4 PLACES ± --- ± --- 3 PLACES ± --- ± --- 2 PLACES ± 0.13 ± --- 1 PLACE ± 0.25 ± ---	mm    INCH	DATE	METRIC	DRAWN BY: F01AN CHECKED BY: CHIRSCY APPROVED BY: RMAHMOOD	4:1	METRIC	DATE: 2011/04/27 DATE: 2011/05/10 DATE: 2011/06/07
	ANGULAR ± 1°		DRAFT WHERE APPLICABLE MUST REMAIN WITHIN DIMENSIONS		MATERIAL NO. SEE TABLE		MOLEX INCORPORATED		TITLE QSFP+ HEAT SINK ASSEMBLY W/ HEAT SINK (TEAR DROP LEGS)			
	DOCUMENT NO. SD-74750-1140		SHEET NO. 2 OF 2		THIS DRAWING CONTAINS INFORMATION THAT IS PROPRIETARY TO MOLEX INCORPORATED AND SHOULD NOT BE USED WITHOUT WRITTEN PERMISSION							



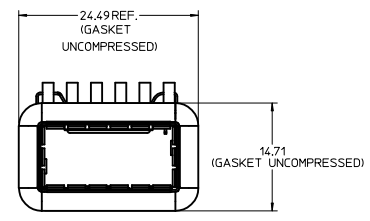
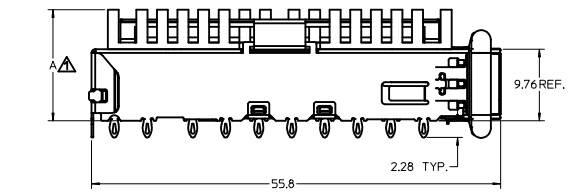
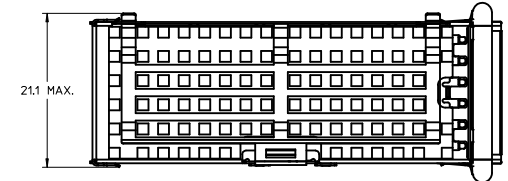
QSFP CAGE W/  
EMI SPRING FINGERS



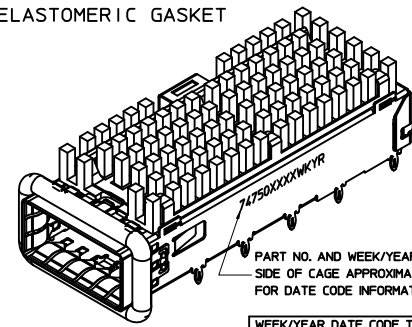
PART NO. AND WEEK/YEAR DATE CODE TO BE PRINTED ON SIDE OF CAGE APPROXIMATELY AS SHOWN. SEE BOX BELOW FOR DATE CODE INFORMATION.

WEEK/YEAR DATE CODE TABLE			
WEEK -01 THRU 52	EXAMPLE: 01	-FIRST WEEK OF YEAR	
	52	-LAST WEEK OF YEAR	
YEAR -09 OR 10 ETC.	EXAMPLE: 2010	- YEAR 10	

CAGE ASSY W/ HEAT SINK INSTALLED	DESCRIPTION	DIM A	CAGE W/O HEAT SINK INSTALLED	CLIP P/N	HEAT SINK P/N
747501140	QSFP CAGE W/ EMI SPRING FINGERS (SAN)	16.0	747501100	747500305	747500300
747501141	QSFP CAGE W/ EMI SPRING FINGERS - 0 REAR LEGS (SAN)	16.0	747501101	747500305	747500300
747501142	QSFP CAGE W/ EMI SPRING FINGERS (PCI)	13.7	747501100	747500305	747500303
747501143	QSFP CAGE W/ EMI SPRING FINGERS (NET)	23.0	747501100	747500305	747500304
747501240	QSFP CAGE W/ ELASTOMERIC GASKET (SAN)	16.0	747501200	747500305	747500302
747501241	QSFP CAGE W/ ELASTOMERIC GASKET - 0 REAR LEGS (SAN)	16.0	747501201	747500305	747500302
747501242	QSFP CAGE W/ ELASTOMERIC GASKET (PCI)	13.7	747501200	747500305	747500311
747501243	QSFP CAGE W/ ELASTOMERIC GASKET (NET)	23.0	747501200	747500305	747500312



QSFP CAGE W/  
ELASTOMERIC GASKET



PART NO. AND WEEK/YEAR DATE CODE TO BE PRINTED ON SIDE OF CAGE APPROXIMATELY AS SHOWN. SEE BOX BELOW FOR DATE CODE INFORMATION.

WEEK/YEAR DATE CODE TABLE			
WEEK -01 THRU 52	EXAMPLE: 01	-FIRST WEEK OF YEAR	
	52	-LAST WEEK OF YEAR	
YEAR -09 OR 10 ETC.	EXAMPLE: 2010	- YEAR 10	

- NOTES:
- HEIGHT OF HEATSINK WITH MODULE INSERTED. DIMENSION MAY BE LESS DUE TO MODULE AND HEAT SINK VARIATIONS.
  - OTHER HEATSINK DESIGNS ARE AVAILABLE INCLUDING CUSTOM DESIGNS.
  - REFER TO SD-74750-1100 AND SD-74750-1200 FOR ADDITIONAL CAGE INFORMATION.
  - THIS PRODUCT MEETS THE RESTRICTION OF HAZARDOUS SUBSTANCES IN ELECTRICAL AND ELECTRONIC EQUIPMENT (RoHS) DIRECTIVE (2002/95/EC).

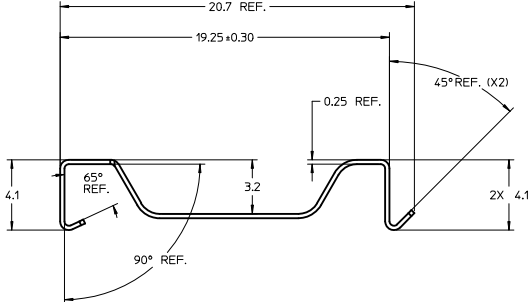
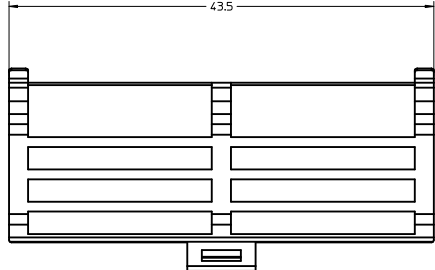
INITIAL RELEASE EC NO: USY2011-0769 DRAWN BY CHK/CHIRSCHY APPROVED BY APPR/RAHMOOD	QUALITY SYMBOLS ▽=0 ▽=0 ▽=0	GENERAL TOLERANCES (UNLESS SPECIFIED) mm INCH 4 PLACES ±--- ±--- 3 PLACES ±--- ±--- 2 PLACES ±0.13 ±--- 1 PLACE ±0.25 ±--- ANGULAR ± 1°	DIMENSION STYLE MM ONLY	SCALE 3:1	DESIGN UNITS METRIC	THIRD ANGLE PROJECTION	DATE 2011/04/27	DATE 2011/05/10	DATE 2011/06/07	MATERIAL NO. SEE TABLE	DOCUMENT NO. SD-74750-1140	SHEET NO. 1 OF 2

DRAFT WHERE APPLICABLE MUST REMAIN WITHIN DIMENSIONS

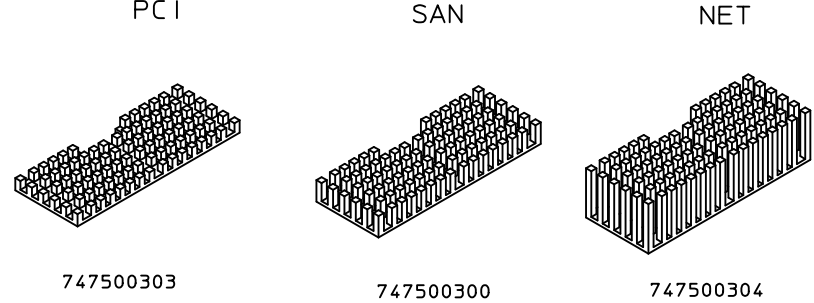
THIS DRAWING CONTAINS INFORMATION THAT IS PROPRIETARY TO MOLEX INCORPORATED AND SHOULD NOT BE USED WITHOUT WRITTEN PERMISSION

### HEATSHINK DETAILS

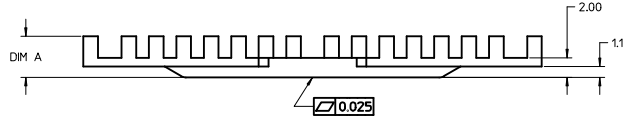
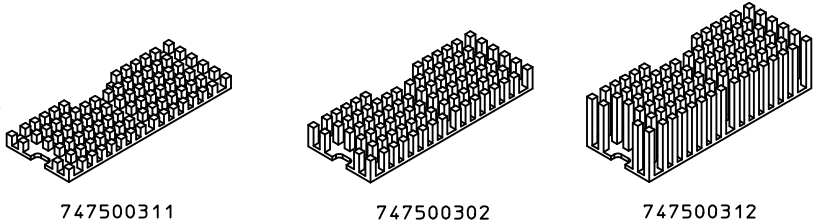
#### HEATSINK CLIP DETAILS (MOLEX P/N 747500305)



EMI SPRING FINGER  
VERSION



ELASTOMERIC GASKET  
VERSION



HEATSINK STYLE	DIM A
PCI	4.2
SAN	6.5
NET	13.5

- NOTES:**
- MATERIAL:**  
HEATSINK - ANNOXIDIZED ALUMINUM  
HEATSINK CLIP - STAINLESS STEEL
  - THESE PRODUCTS MEET THE RESTRICTION OF HAZARDOUS SUBSTANCES IN ELECTRICAL AND ELECTRONIC EQUIPMENT EQUIPMENT (RoHS) DIRECTIVE (2002/95/EC)

INITIAL RELEASE EC NO: USY2011-0769 DRAWN BY: F01AN CHKOCHIRSCY APPROVED BY: RMAHMOOD	QUALITY SYMBOLS ∇=0 ∇=0 ∇=0	GENERAL TOLERANCES (UNLESS SPECIFIED) 4 PLACES ± --- ± --- 3 PLACES ± --- ± --- 2 PLACES ± 0.13 ± --- 1 PLACE ± 0.25 ± --- ANGULAR ± 1°	DIMENSION STYLE MM ONLY	SCALE 4:1	DESIGN UNITS METRIC	THIRD ANGLE PROJECTION	
	DRAWN BY: F01AN DATE: 2011/04/27	CHECKED BY: CHIRSCY DATE: 2011/05/10	APPROVED BY: RMAHMOOD DATE: 2011/06/07	MATERIAL NO. SEE TABLE	DOCUMENT NO. SD-74750-1140	TITLE QSFP+ HEAT SINK ASSEMBLY W/ HEAT SINK (TEAR DROP LEGS)	SHEET NO. 2 OF 2
	DRAFT WHERE APPLICABLE MUST REMAIN WITHIN DIMENSIONS						
	THIS DRAWING CONTAINS INFORMATION THAT IS PROPRIETARY TO MOLEX INCORPORATED AND SHOULD NOT BE USED WITHOUT WRITTEN PERMISSION						