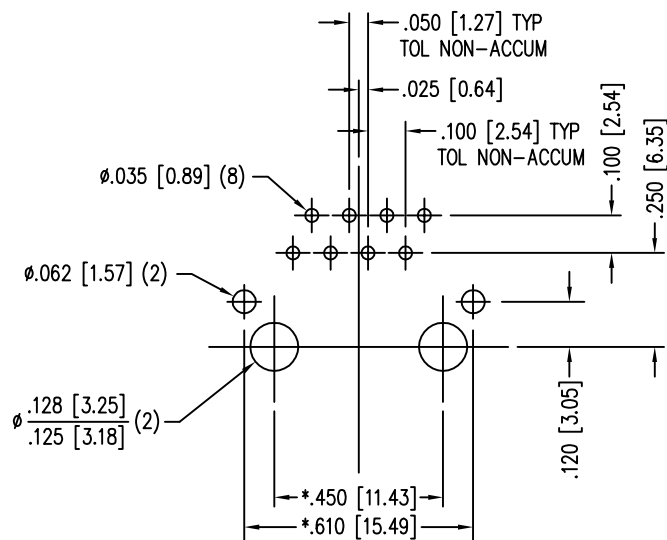
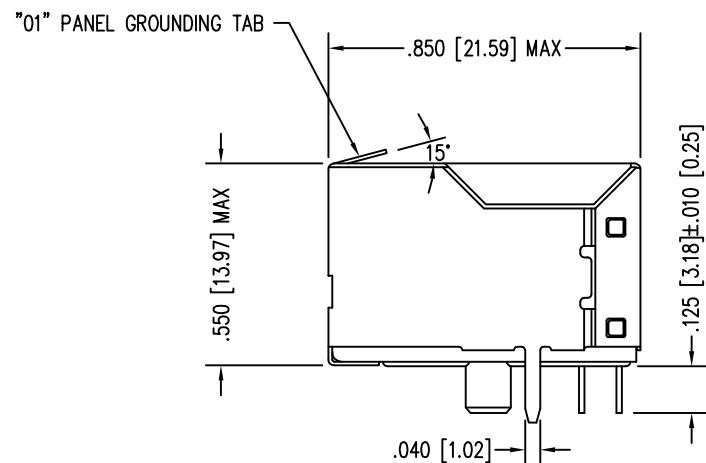
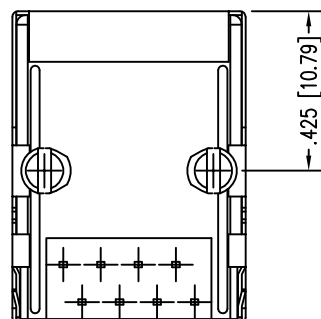
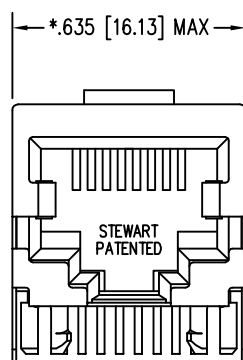
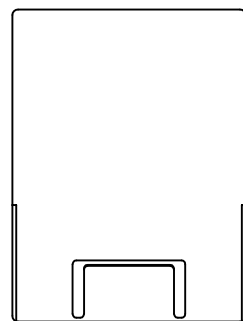


DATE	REV	ECN	APP'D. BY
1-13-15	B3	10188	TRM
3-8-16	B4	10594	TRM



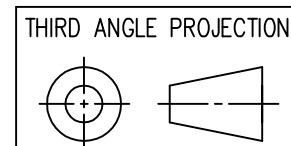
P.C.B. RECOMMENDED HOLE LAYOUT  
 SEEN FROM COMPONENT SIDE  
 TOLERANCE ±.003 [0.08] UNLESS OTHERWISE SPECIFIED



NOTES:

- CONNECTOR MATERIALS:  
 HOUSING: THERMOPLASTIC UL94 V-0  
 CONTACTS/SHIELD: COPPER ALLOY  
 SHIELD PLATING: NICKEL OR TIN  
 CONTACT PLATING: SELECTIVE GOLD IN CONTACT AREA  
 SEE CHART FOR PART NUMBER
- FOR PRODUCT SPECIFICATIONS SEE PRO22-01.
- DIMENSIONS AND TOLERANCES COMPLY WITH TIA-1096 STANDARD.

30 MICRO-INCHES [0.76um]	SS-6488S-A-NF-01-M07
CONTACT PLATING IN MATING AREA	PART NUMBER



1118 Susquehanna Trail South  
 Glen Rock, PA 17327-9199  
 (717) 235-7512  
<http://www.stewartconnector.com>

DO NOT SCALE DRAWING  
 DRAWING IS SUBJECT TO  
 CHANGE WITHOUT NOTICE

DIMENSIONS: INCHES [METRIC]

UNLESS OTHERWISE SPECIFIED  
 TOLERANCES ARE ±.005 [0.13]  
 ANGLES ARE ± 1°

SHEET NO. 1 OF 1

TITLE: EIGHT CONTACT, EIGHT POSTION, SHIELDED JACK  
 NON-FLANGED, TOP PANEL GROUND AT 15°, EKTAR MATERIAL

THIS DRAWING AND THE SUBJECT MATTER SHOWN THEREON  
 ARE CONFIDENTIAL AND THE PROPRIETARY PROPERTY OF  
 STEWART CONNECTOR AND SHALL NOT BE REPRODUCED,  
 COPIED, OR USED IN ANY MANNER WITHOUT PRIOR WRITTEN  
 CONSENT OF STEWART CONNECTOR. ONE OR MORE U.S. PATENTS  
 MAY APPLY TO THIS PRODUCT. FOR DETAILS, PLEASE  
 VISIT: [HTTP://BELFUSE.COM/STEWART/STEWART\\_PATENTS/](http://BELFUSE.COM/STEWART/STEWART_PATENTS/)

DRN BY:	KRL	DATE	1/24/06
APPD BY:	JM	DATE	1-26-06
DWG NO.	CT640134	REV.	B4