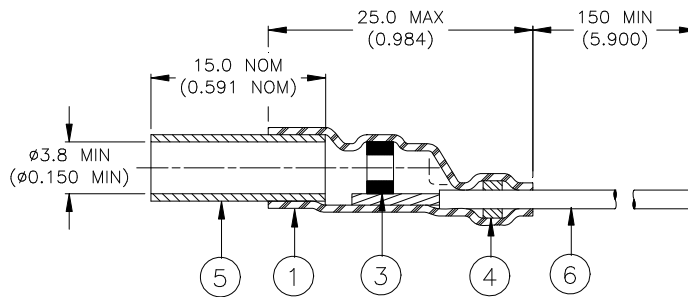
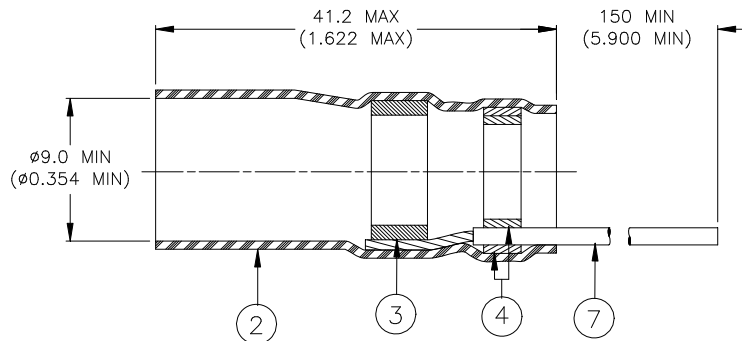


CUSTOMER DRAWING



PRIMARY CONDUCTOR TERMINATION



BRAID TERMINATION

Product Name	Pre-installed Wire AWG
B-015-20	20
B-015-22	22

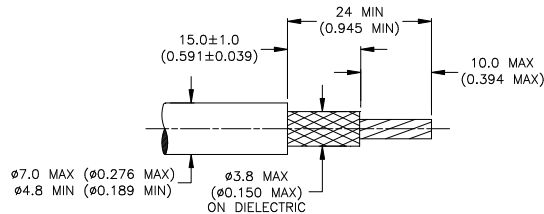
MATERIALS

1. INSULATION SLEEVE: Heat-shrinkable, transparent blue, radiation cross-linked modified polyvinylidene fluoride.
 2. INSULATION SLEEVE: Heat-shrinkable, transparent clear, radiation cross-linked modified polyolefin.
 3. SOLDER PREFORM WITH FLUX:
 SOLDER: TYPE Sn63 per ANSI J-STD-006.
 FLUX: TYPE ROL0 per ANSI-J-STD-004.
 4. MELTABLE SEALING RINGS: Thermally stabilized thermoplastic. Color: blue.
 5. DIELECTRIC BARRIER: Cross-linked polyvinylidene fluoride. Color: yellow.
 6. CONDUCTOR LEAD: Raychem 55A0111-AWG stranded tin-plated copper wire. Color: white.
 7. GROUND LEAD: Raychem 55A0111-AWG stranded tin plated copper. Color: blue.
- See table above for AWG information.

APPLICATION

1. These controlled soldering devices are designed for termination of the tin or silver-plated copper braid and primary conductor of coaxial cables having insulation rated for at least 85°C.
2. Temperature range: -55°C to +125°C.
3. For installation, see RPIP-500-02.

For best results, prepare that cable as shown:



TE Connectivity		Raychem Devices		TITLE : COAXIAL TERMINATION LOW TEMPERATURE		
UNLESS OTHERWISE SPECIFIED DIMENSIONS ARE IN MILLIMETERS. INCHES DIMENSIONS ARE BETWEEN BRACKETS.				DOCUMENT NO.: B-015-20/B-015-22		
TOLERANCES: 0.00 N/A 0.0 N/A 0 N/A	ANGLES: N/A ROUGHNESS IN MICRON	TE Connectivity reserves the right to amend this drawing at any time. Users should evaluate the suitability of the product for their application.		DOCUMENT REVISION: B	REVISION ISSUE DATE: 12-MAR-2020	
DRAWN BY: M. FORONDA	DATE: 18-DEC-2000	CAGE CODE: 06090	ECO NUMBER: ECO-20-003669	SCALE: None	SIZE: A	SHEET: 1 of 1