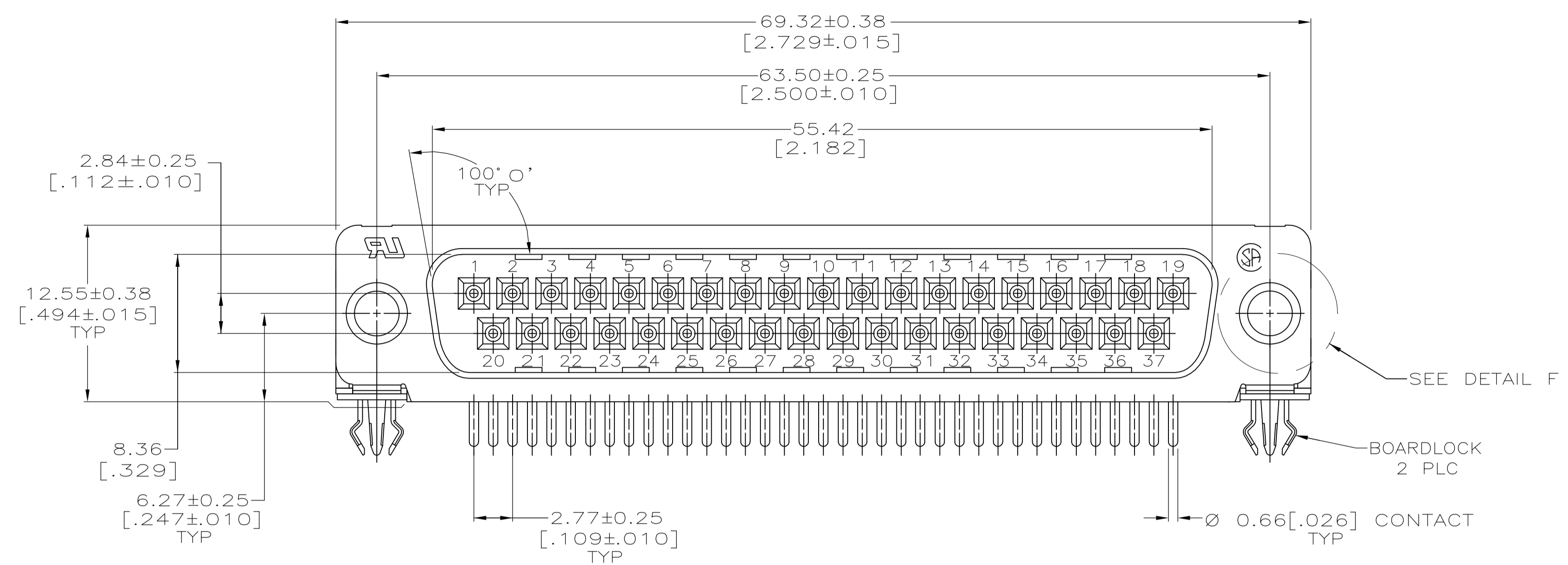
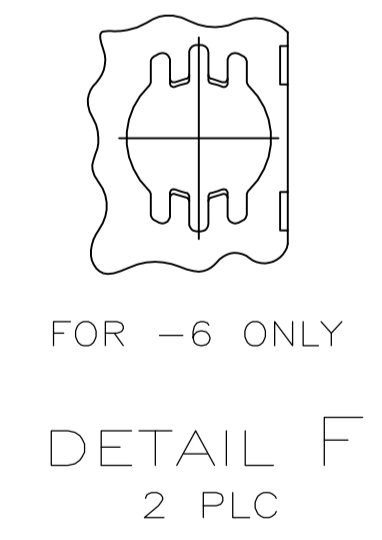
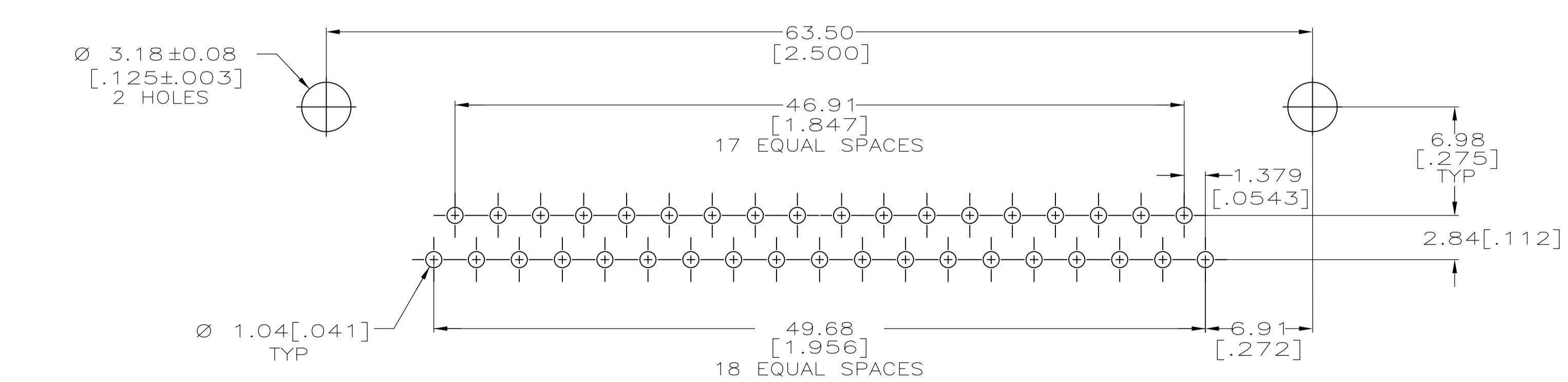
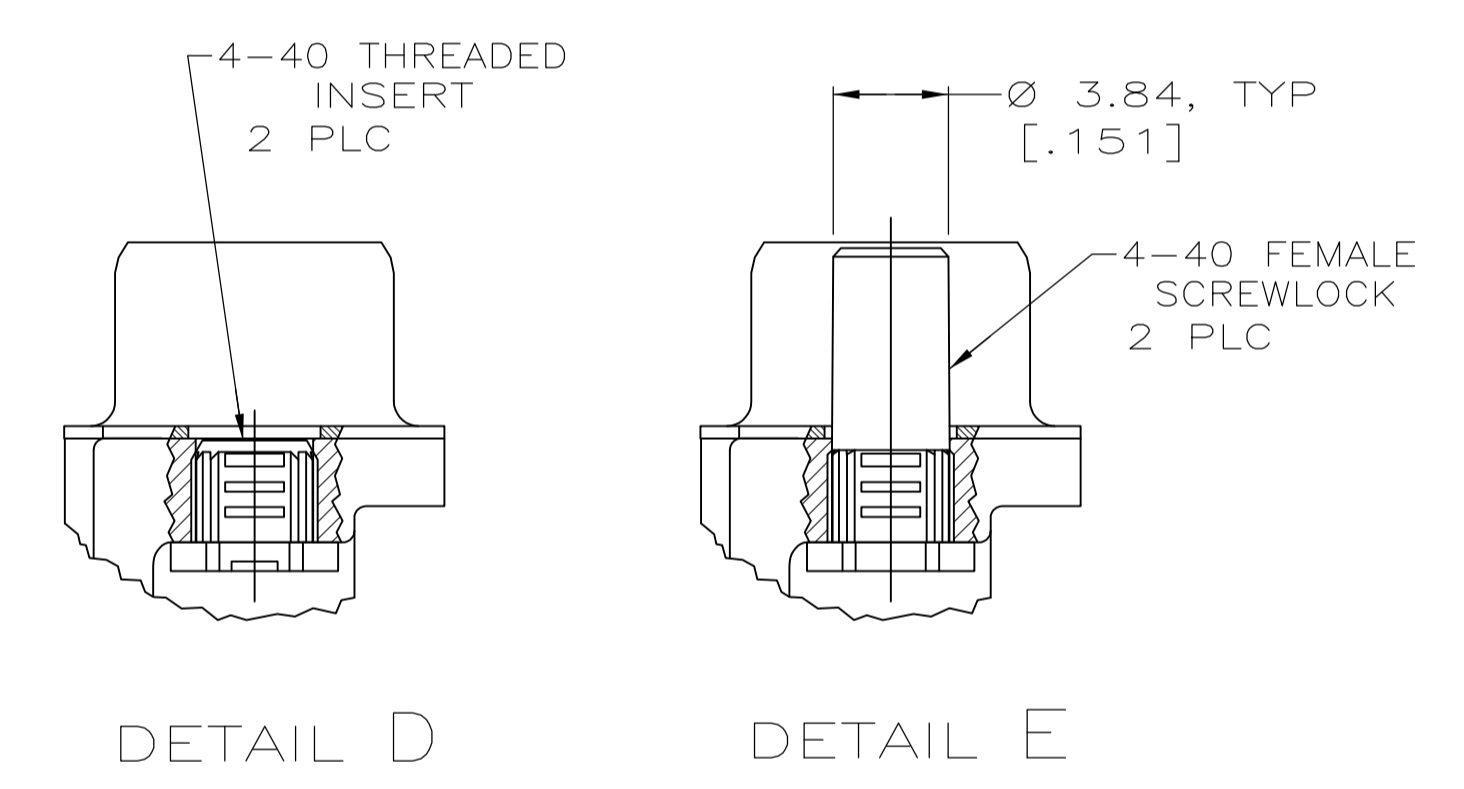
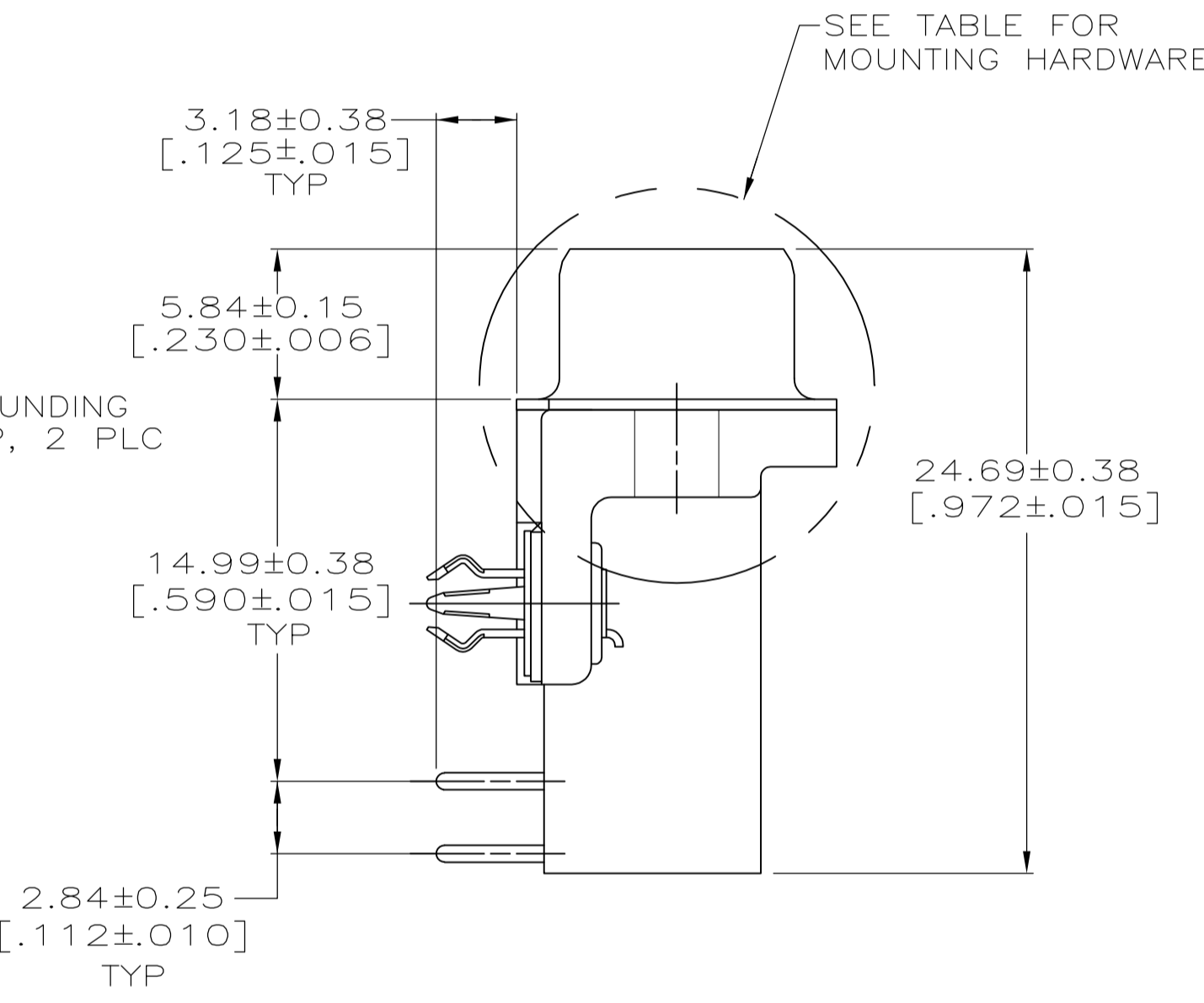
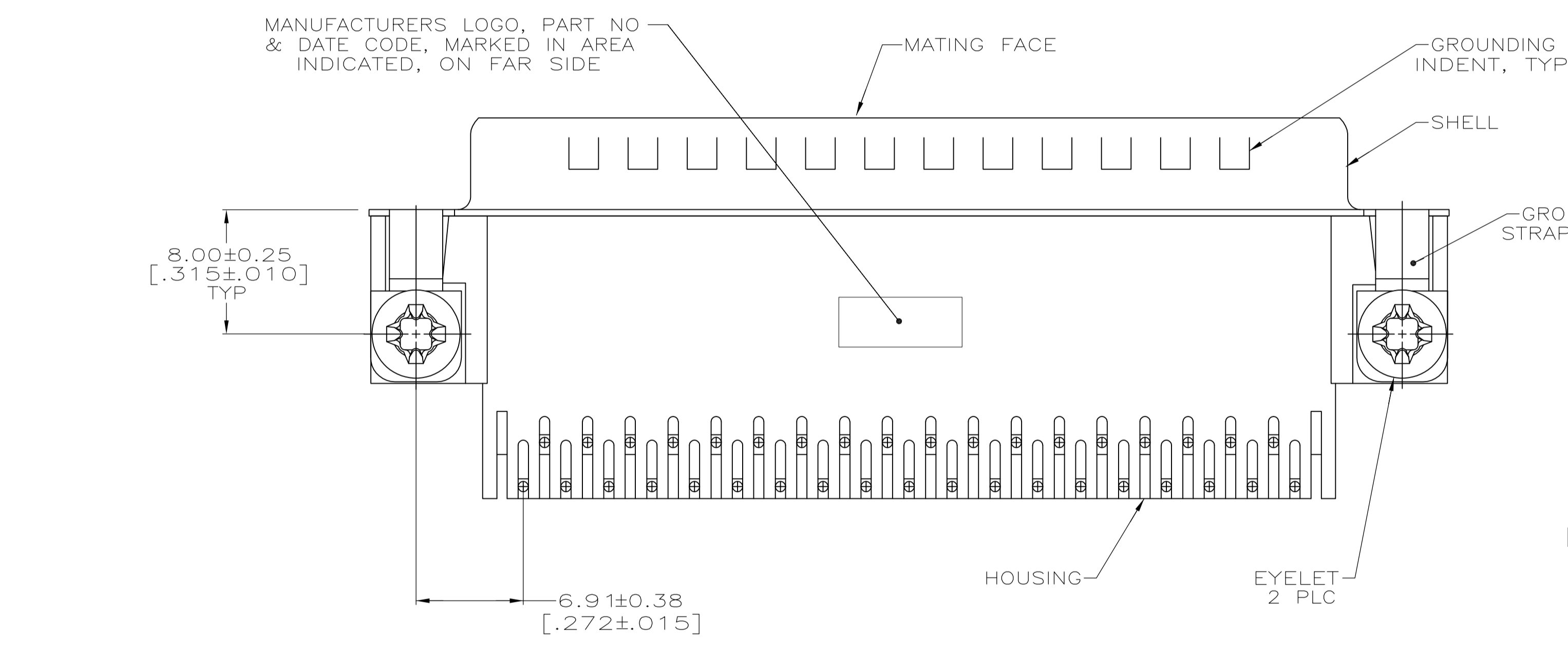


LOC		DIST		REVISIONS			
GP	00	REV	DATE	BY	APPV	DATE	DESCRIPTION
C		REVISED PER ECO-12-022391	02JAN2013	CJV	SLB		



- 1 HOUSING: NYLON OR POLYESTER, FLAME RETARDANT, UL 94V-0, GLASS FILLED, BLACK.
- CONTACTS: BRASS
- SHELL: CARBON STEEL
- EYELETS: BRASS
- SCREWLOCKS & INSERTS: ZINC
- BOARDLOCKS: COPPER ALLOY
- 2 SHELL: 2.54µm[.000100] MIN TIN OVER 1.27µm[.000050] MIN COPPER.
- EYELETS: 2.54µm[.000100] MIN TIN OVER COPPER FLASH.
- BOARDLOCKS: 3.81µm[.000150] MIN TIN OVER 1.27µm[.000050] MIN NICKEL.
- CONTACTS: 0.76µm[.000030] MIN GOLD PLATE ON THE MATING SURFACES, 2.54µm[.000100] MIN TIN PLATE ON THE SOLDER END, 1.27µm[.000050] MIN NICKEL UNDERPLATE ON THE ENTIRE CONTACT
- OR-
- GOLD FLASH OVER PALLADIUM-NICKEL PLATE, 0.76µm[.000030] MIN TOTAL ON THE MATING SURFACES, 2.54µm[.000100] MIN TIN PLATE ON THE SOLDER END, 1.27µm[.000050] MIN NICKEL UNDERPLATE ON THE ENTIRE CONTACT.
- SCREWLOCKS & INSERTS: CLEAR CHROMATE



RECOMMENDED P.C. BOARD MOUNTING DIMENSIONS
P.C. BOARD THICKNESS: 1.57[.062]

**COPYRIGHT 2005
TYCO ELECTRONICS CORP
ALL RIGHTS RESERVED**

SEE DETAIL E	5747835-6
SEE DETAIL D	5747835-4
MOUNTING HARDWARE	PART NUMBER

THIS DRAWING IS A CONTROLLED DOCUMENT. DIMENSIONING AND TOLERANCING PER ASME Y14.5M-2009		DIN 9137 04-11-05		G. ATTADIA - DOCKS 04-11-05	
DIMENSIONS: mm [INCHES]		TOLERANCES UNLESS OTHERWISE SPECIFIED:		APVD M. WALMSLEY 04-11-05	
0 PLC	± .005	1 PLC	± .005	NAME: PLUG ASSEMBLY, SIZE 4, 37 POSITION, RIGHT ANGLE, FRONT METAL SHELL, .590 SERIES, BOARDLOCKS, AMPLIMITE HD-20	
1 PLC	± .005	2 PLC	± .005	PRODUCT SPEC: 108-40025	
3 PLC	± 0.13[.005]	4 PLC	± .005	APPLICATION SPEC: 114-40010	
ANGLES	± .2°	FINISH		SIZE: A1	
MATERIAL		FINISH		WEIGHT: -	
1		2		CUSTOMER DRAWING	
SCALE: 4:1		SHEET: 1 OF 1		REV: C	