LOADING PATTERN MATING SIDE

f	6	6	6	6	6	6	6	6	6	6	6			6	6	6	6	6	6	6	6	6	6	6
e	5	5	5	5	5	5	5	5	5	5	5			5	5	5	5	5	5	5	5	5	5	5
d	5	5	5	5	5	5	5	5	5	5	5			5	5	5	5	5	5	5	5	5	5	5
c	5	5	5	5	5	5	5	5	5	5	5			5	5	5	5	5	5	5	5	5	5	5
b	5	5	5	5	5	5	5	5	5	4	5			5	5	5	5	5	5	5	5	5	5	5
a	5	5	5	5	5	5	5	5	5	4	5			5	5	5	5	5	5	5	5	5	5	5
z	0	0	0	0	0	0	0	0	0	0	0			0	0	0	0	0	0	0	0	0	0	0
POS	01				05				10					15				20				25		

LOADED CONNECTOR ASSEMBLY
(FOR EXAMPLE)

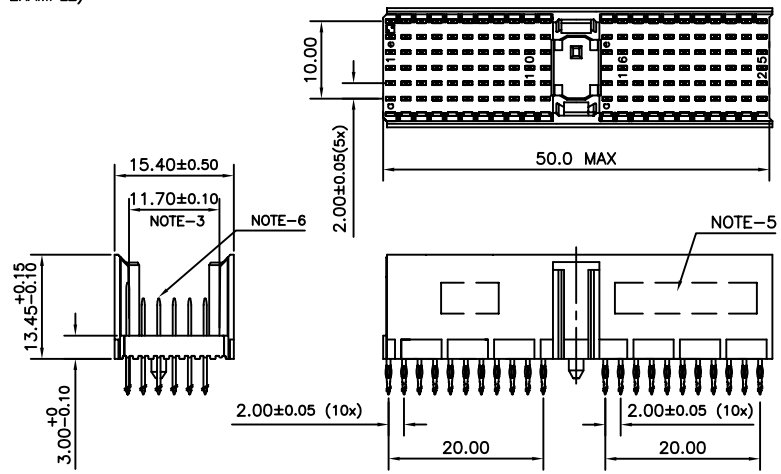

CONTACT OVERVIEW

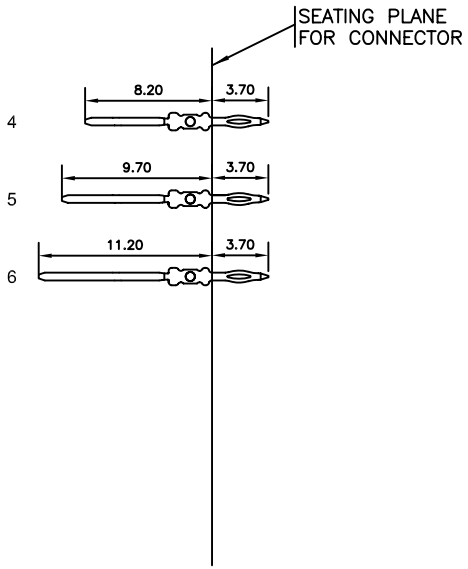

LAY-OUT P.C.B.-HOLE

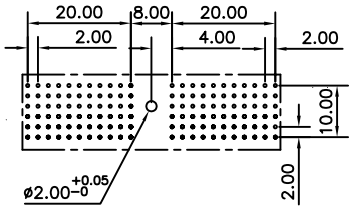

HM2P07PDK3R5

LEAD FREE INDICATOR : LF = LEAD FREE
(DIGIT 15 & 16)

PLATING CODE (DIGIT 13 AND 14)
(REF DRW NO. BS,C , 201844 , 003)

NOTES

1. THIS PRODUCT IS CSA APPROVED.
2. THIS PRODUCT IS UL RECOGNIZED.
3. MEASURED AT THE BOTTOM.
4. MATERIAL CONTACT: PHOSPHORBRONZE
   HOUSING: CREAM WHITE GLASS FILLED POLYESTER UL-94V0
5. CONNECTOR PRINTED WITH P/N AND DATE CODE.
6. FOR ACTUAL CONTACT LOADINGS, SEE LOADING PATTERN MATING SIDE.
7. SHAPE OF CONNECTOR HOUSING CAN ALTER DEPENDING ON PRODUCTION LOCATION
8. THE PRODUCT (LF) MEETS EUROPEAN UNION DIRECTIVES AND OTHER COUNTRY REGULATIONS AS DESCRIBED IN GS-22-008
9. FOR RECOMMENDED PTH DIMENSIONS REFER DRAWING : BS, A , 201572 , 001

CATALOG NO: HM2P07PDK3R5----

mat'l. code: SEE NOTE 4				surface: ISO 1302		tolerance: ISO 406 ISO 1101		projection	product family: MILLIPACS
ltr	ecn no	dr	date	tolerances unless otherwise specified					title
A	108-0077	MINI	2008-06-19	angles	linear	.0±0.2		MM	MPACS 5+2R STR HDR PF CONN TYPE A
				0°±1°		.00±0.1		scale –	
				dr	MINI K VANDANATH	2008-06-19			dwg no: BS, C ,203028, 811 — sheet 1 of 1 — size A3
				engr	ALEX BABU	2008-06-19			
				chr	ALEX BABU	2008-06-19			
				appd	ALEX BABU	2008-06-19			type: Product Customer Drawing
sheet index	revision	A							
	sheet	1							

FCIconnect.com
Copyright FCI