


## Ground modular terminal block - USLKG 16-1 - 0448015

Please be informed that the data shown in this PDF Document is generated from our Online Catalog. Please find the complete data in the user's documentation. Our General Terms of Use for Downloads are valid (<http://phoenixcontact.com/download>)



Ground terminal block with screw connection, cross section: 0.5 - 10 mm<sup>2</sup>, AWG: 20 - 6, width: 10.2 mm, color: green-yellow

### Key Commercial Data

Packing unit	1 pc
GTIN	 4 017918 002343
Weight per Piece (excluding packing)	35.92 g
Custom tariff number	85369010
Country of origin	Germany

### Technical data

#### General

Number of levels	1
Number of connections	2
Nominal cross section	10 mm <sup>2</sup>
Color	green-yellow
Insulating material	PA
Flammability rating according to UL 94	V2
Rated surge voltage	8 kV
Pollution degree	3
Overvoltage category	III
Insulating material group	I
Maximum load current	82 A (with 16 mm <sup>2</sup> conductor cross section)
Open side panel	nein
Number of positions	1

#### Dimensions

Width	10.2 mm
-------	---------

## Ground modular terminal block - USLKG 16-1 - 0448015

### Technical data

#### Dimensions

Length	42.5 mm
Height NS 35/7,5	54 mm
Height NS 35/15	61.5 mm

#### Connection data

Note	Please observe the current carrying capacity of the DIN rails.
Connection method	Screw connection
Conductor cross section solid min.	0.5 mm <sup>2</sup>
Conductor cross section solid max.	16 mm <sup>2</sup>
Conductor cross section AWG min.	20
Conductor cross section AWG max.	6
Conductor cross section flexible min.	0.5 mm <sup>2</sup>
Conductor cross section flexible max.	10 mm <sup>2</sup>
Min. AWG conductor cross section, flexible	20
Max. AWG conductor cross section, flexible	8
Conductor cross section flexible, with ferrule without plastic sleeve min.	0.5 mm <sup>2</sup>
Conductor cross section flexible, with ferrule without plastic sleeve max.	10 mm <sup>2</sup>
Conductor cross section flexible, with ferrule with plastic sleeve min.	0.5 mm <sup>2</sup>
Conductor cross section flexible, with ferrule with plastic sleeve max.	10 mm <sup>2</sup>
2 conductors with same cross section, solid min.	0.5 mm <sup>2</sup>
2 conductors with same cross section, solid max.	4 mm <sup>2</sup>
2 conductors with same cross section, stranded min.	0.5 mm <sup>2</sup>
2 conductors with same cross section, stranded max.	4 mm <sup>2</sup>
2 conductors with same cross section, stranded, ferrules without plastic sleeve, min.	0.5 mm <sup>2</sup>
2 conductors with same cross section, stranded, ferrules without plastic sleeve, max.	4 mm <sup>2</sup>
Stripping length	11 mm
Internal cylindrical gage	B6
Screw thread	M4
Tightening torque, min	1.5 Nm
Tightening torque max	1.8 Nm

#### Standards and Regulations

Connection in acc. with standard	CSA
Flammability rating according to UL 94	V2

# Ground modular terminal block - USLKG 16-1 - 0448015

## Classifications

### eCl@ss

eCl@ss 4.0	27141118
eCl@ss 4.1	27141118
eCl@ss 5.0	27141118
eCl@ss 5.1	27141118
eCl@ss 6.0	27141141
eCl@ss 7.0	27141141
eCl@ss 8.0	27141141
eCl@ss 9.0	27141141

### ETIM

ETIM 2.0	EC000901
ETIM 3.0	EC000901
ETIM 4.0	EC000901
ETIM 5.0	EC000901

### UNSPSC

UNSPSC 6.01	30211811
UNSPSC 7.0901	39121410
UNSPSC 11	39121410
UNSPSC 12.01	39121410
UNSPSC 13.2	39121410

## Approvals

### Approvals

---

#### Approvals

CSA / UL Recognized / cUL Recognized / EAC / cULus Recognized

---

#### Ex Approvals

---


#### Approvals submitted


---


#### Approval details

# Ground modular terminal block - USLKG 16-1 - 0448015

## Approvals

CSA 	
mm <sup>2</sup> /AWG/kcmil	24-6

UL Recognized 	
mm <sup>2</sup> /AWG/kcmil	24-6

cUL Recognized 	
mm <sup>2</sup> /AWG/kcmil	24-6

EAC
-----

cULus Recognized 
--