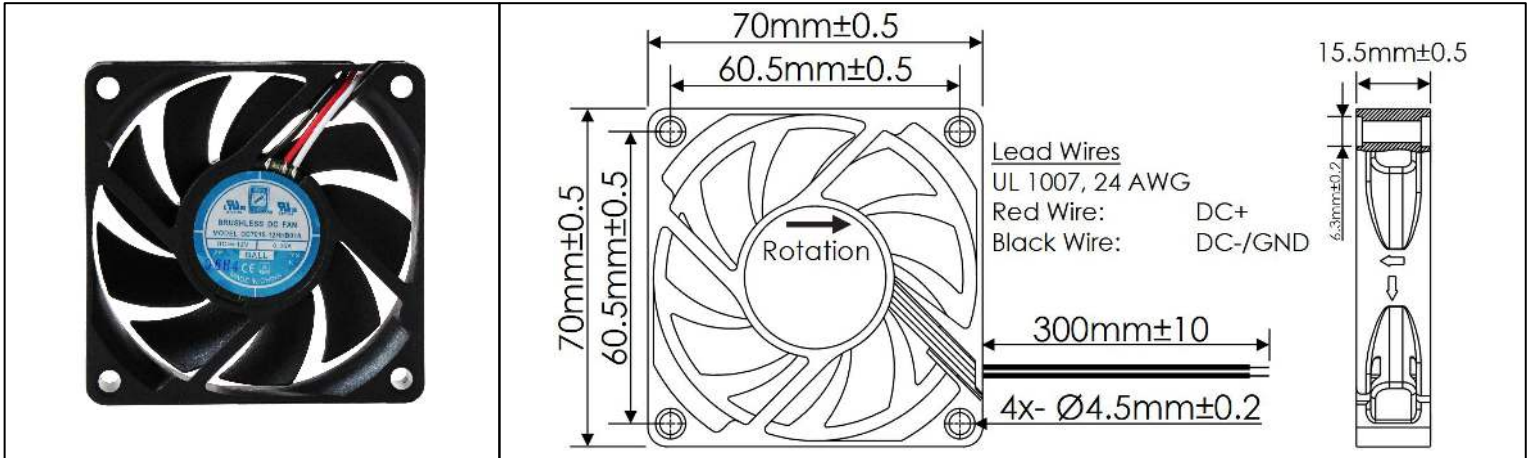


OD7015 Series



DC Fans - 12, 24V
70mm x 15.5mm (2.76" x 0.61")



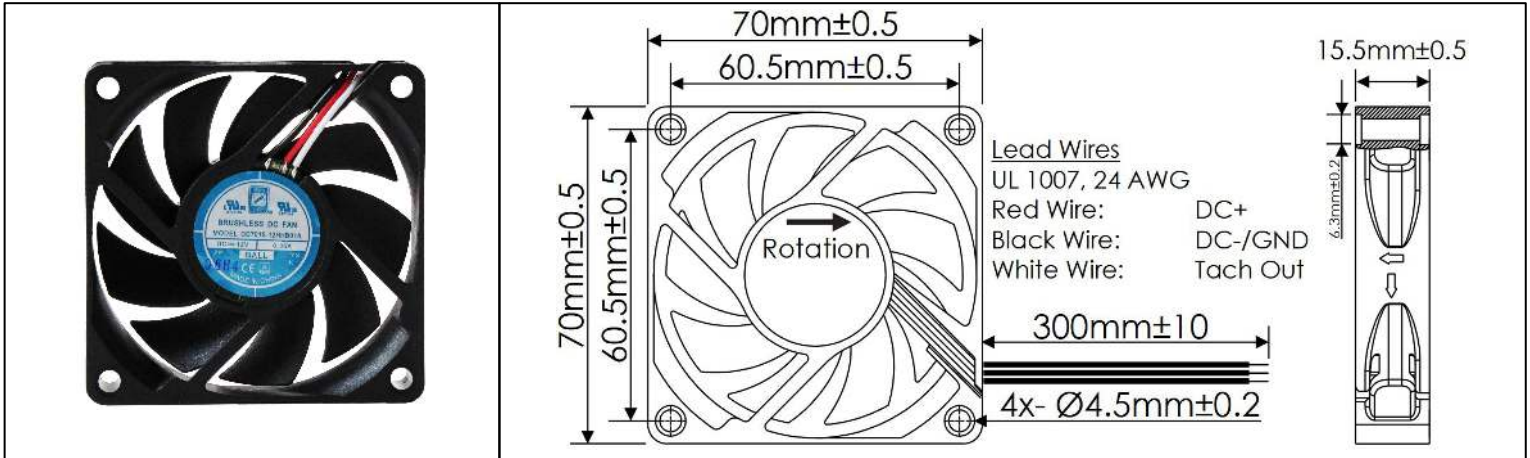
Frame	PBT, UL94 V-0 Plastic	<u>Operating Temperature</u> -10°C ~ +70°C <u>Storage Temperature</u> -40°C ~ +70°C <u>Life Expectancy</u> 70,000 Hours (L10 at 40°C) <u>Available Options</u> PWM Speed Control Input Tachometer Output Alarm Output IP Ratings Weight: 0.20 lbs.	
Impeller	PBT, UL94 V-0 Plastic		
Connection	2x Lead Wires, 24 AWG		
Motor	Brushless DC, Auto Cutoff, Auto Restart, Electronically Protected, Polarity Protected		
Bearing System	Ball Bearings		
Dielectric Strength	500VDC/min, <1mA		
Insulation Resistance	≥10MΩ @ 500 VDC		

Part Number	Rated Voltage (Volts DC)	Voltage Range (Volts DC)	Input Power (Watts)(Max)	Rated Current (Amps)(Max)	Rated Speed (RPM)	Max Airflow (CFM)	Noise Level (dBA)	Max Static Pressure ("H ₂ O)
OD7015-12HHB	12	11.0 ~ 13.2	3.12 (4.32)	0.26 (0.36)	5000	35.7	48.2	0.26
OD7015-12HB	12	11.0 ~ 13.2	2.40 (4.20)	0.20 (0.35)	4000	30.3	38.5	0.16
OD7015-12MB	12	11.0 ~ 13.2	1.20 (2.16)	0.10 (0.18)	3500	23.4	36.3	0.13
OD7015-24HHB	24	22.0 ~ 26.4	5.04 (6.00)	0.21 (0.25)	5000	35.7	48.2	0.26

OD7015 Series with Tachometer

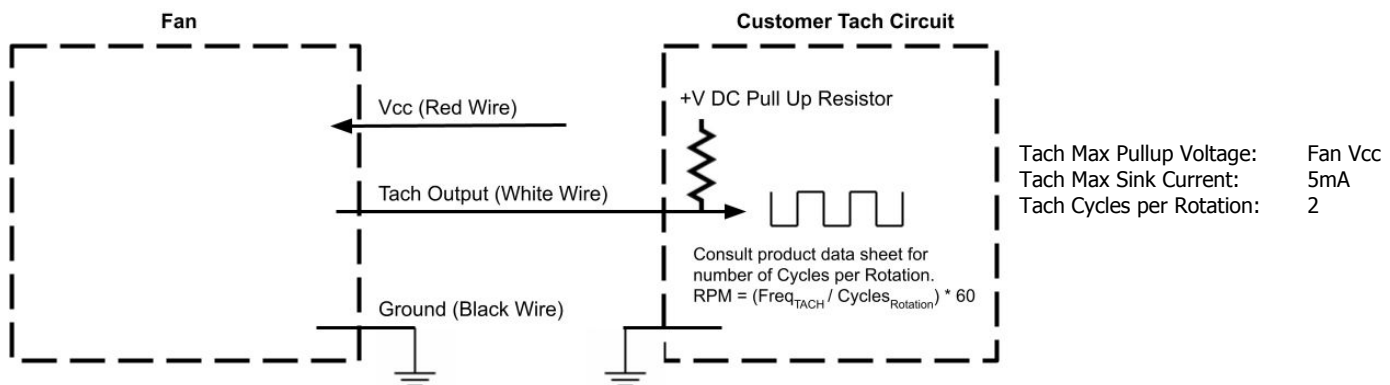


DC Fans - 12, 24V
70mm x 15.5mm (2.76" x 0.61")



Frame	PBT, UL94 V-0 Plastic	<u>Operating Temperature</u> -10°C ~ +70°C	
Impeller	PBT, UL94 V-0 Plastic	<u>Storage Temperature</u> -40°C ~ +70°C	
Connection	3x Lead Wires, 24 AWG	<u>Life Expectancy</u> 70,000 Hours (L10 at 40°C)	
Motor	Brushless DC, Auto Cutoff, Auto Restart, Electronically Protected, Polarity Protected	<u>Installed Options</u> Open Drain Tach Output	
Bearing System	Ball Bearings	<u>Available Options</u> 5V TTL Tach Output	
Dielectric Strength	500VDC/min, <1mA	Weight: 0.20 lbs.	
Insulation Resistance	≥10MΩ @ 500 VDC		

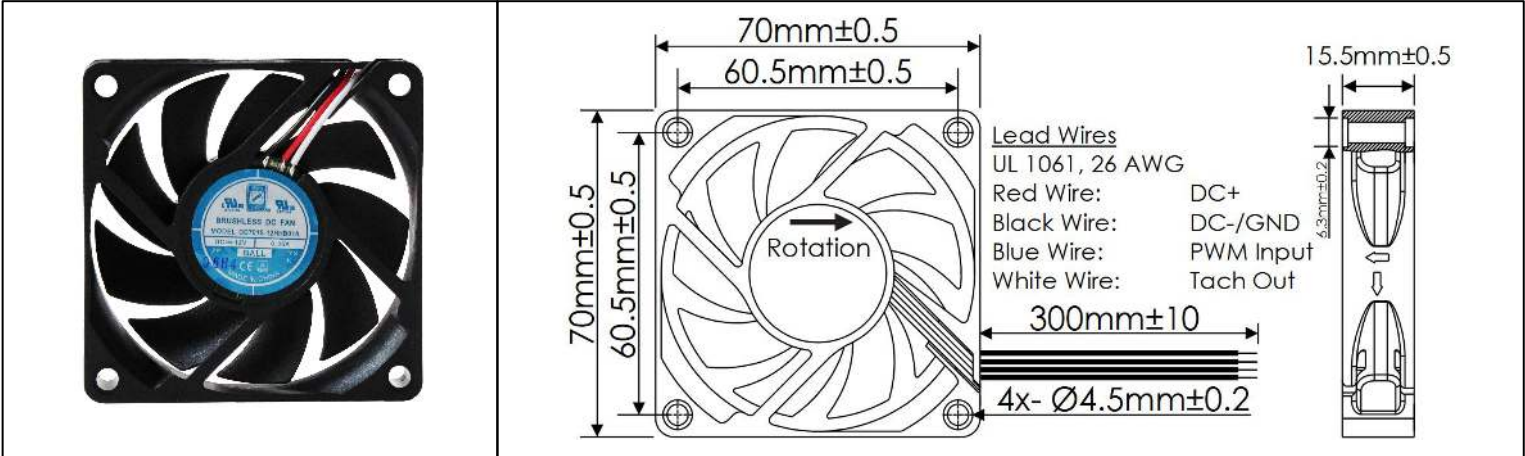
Part Number	Rated Voltage (Volts DC)	Voltage Range (Volts DC)	Input Power (Watts)(Max)	Rated Current (Amps)(Max)	Rated Speed (RPM)	Max Airflow (CFM)	Noise Level (dBA)	Max Static Pressure ("H ₂ O)
OD7015-12HHB01A	12	11.0 ~ 13.2	3.12 (4.32)	0.26 (0.36)	5000	35.7	48.2	0.26
OD7015-12HB01A	12	11.0 ~ 13.2	2.40 (4.20)	0.20 (0.35)	4000	30.3	38.5	0.16
OD7015-12MB01A	12	11.0 ~ 13.2	1.20 (2.16)	0.10 (0.18)	3500	23.4	36.3	0.13
OD7015-24HHB01A	24	22.0 ~ 26.4	5.04 (6.00)	0.21 (0.25)	5000	35.7	48.2	0.26



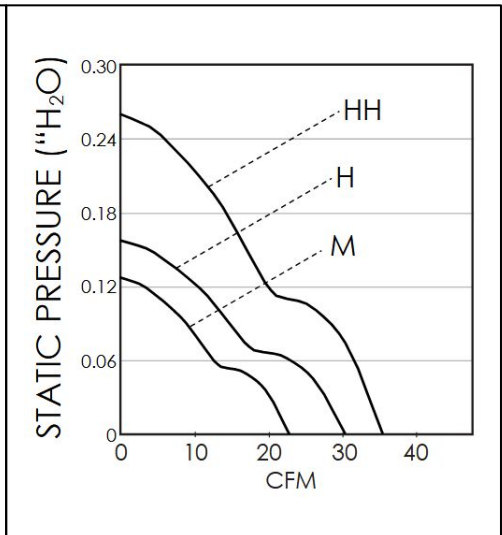
OD7015 Series with PWM and Tach



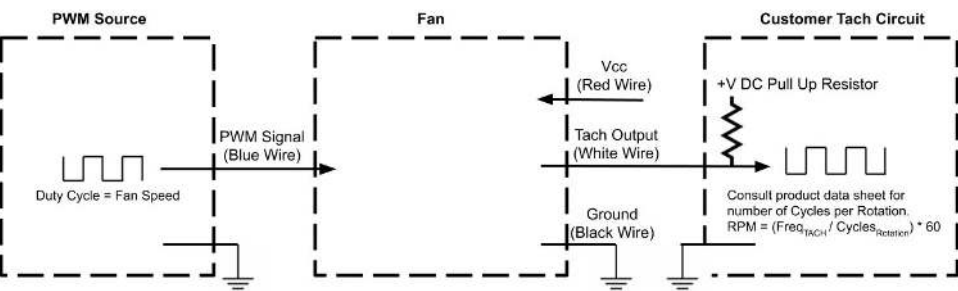
DC Fans - 12, 24V
70mm x 15.5mm (2.76" x 0.61")



Frame	PBT, UL94 V-0 Plastic	<u>Operating Temperature</u> -10°C ~ +70°C
Impeller	PBT, UL94 V-0 Plastic	<u>Storage Temperature</u> -40°C ~ +70°C
Connection	4x Lead Wires, 26 AWG	<u>Life Expectancy</u> 70,000 Hours (L10 at 40°C)
Motor	Brushless DC, Auto Cutoff, Auto Restart, Electronically Protected, Polarity Protected	<u>Installed Options</u> PWM Speed Control Input Open Drain Tach Output
Bearing System	Ball Bearings	<u>Available Options</u> 5V TTL Tach Output
Dielectric Strength	500VDC/min, <1mA	Weight: 0.20 lbs.
Insulation Resistance	≥10MΩ @ 500 VDC	



Part Number	Rated Voltage (Volts DC)	Voltage Range (Volts DC)	Input Power (Watts)(Max)	Rated Current (Amps)(Max)	Rated Speed (RPM)	Max Airflow (CFM)	Noise Level (dBA)	Max Static Pressure ("H ₂ O)
OD7015-12HHB10A	12	11.0 ~ 13.2	3.12 (4.32)	0.26 (0.36)	5000	35.7	48.2	0.26
OD7015-12HB10A	12	11.0 ~ 13.2	2.40 (4.20)	0.20 (0.35)	4000	30.3	38.5	0.16
OD7015-12MB10A	12	11.0 ~ 13.2	1.20 (2.16)	0.10 (0.18)	3500	23.4	36.3	0.13
OD7015-24HHB10A	24	22.0 ~ 26.4	5.04 (6.00)	0.21 (0.25)	5000	35.7	48.2	0.26



- PWM Max High Voltage: 5V
- PWM Max Sink Current: 3mA
- PWM Frequency Range: 18KHz-30KHz
- PWM Typical Frequency: 25KHz
- PWM Startup Duty Cycle: 30%
- RPM at 0% Duty Cycle: 50% Full Speed±25%
- RPM will be full speed if PWM input is disconnected.
- Tach Max Pullup Voltage: Fan Vcc
- Tach Max Sink Current: 5mA
- Tach Cycles per Rotation: 2