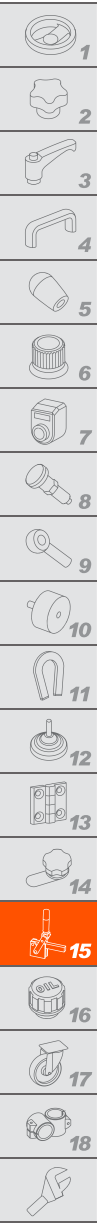


# MOC. | Horizontal toggle clamps

with folded base, steel or stainless steel



## MATERIAL

C10 zinc-plated steel (MOC-MF).  
AISI 304 stainless steel (MOC-MFX).

## RIVETS

Zinc-plated steel (MOC-MF).  
AISI 304 stainless steel (MOC-MFX).

## SUPPORT BUSHING

Hardened and ground steel (for sizes  $\geq 355$ ).

## HANDLE

Polyurethane, red colour.

## STANDARD EXECUTIONS

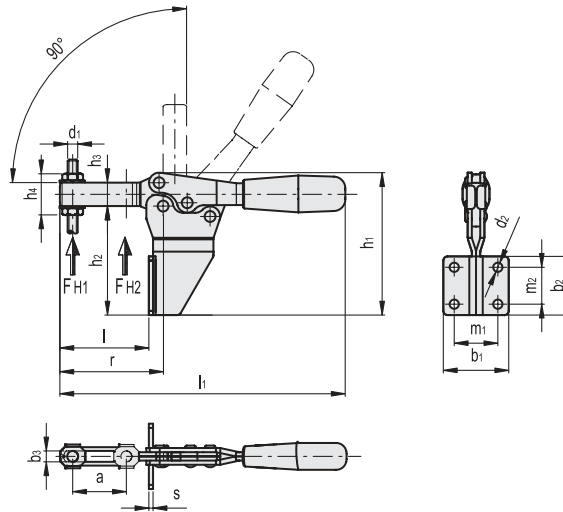
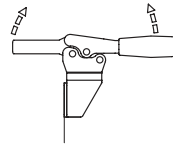
- **MOC-MF**: with open clamping lever and two folded washers.
- **MOC-MFX**: with open clamping lever and two folded washers.

## CLAMPING BOLTS

To be ordered separately.

## FEATURES AND APPLICATIONS

All articulated joints are lubricated with special grease.  
All articulated joints are lubricated with special grease. MOC. toggle clamps have been designed for front mounting and to avoid that the operator's fingers may be hit by the lever while opening. During clamping, the lever is controlled to prevent impact on functioning due to side thrust.



## MOC-MF

**METRIC**

Code	Description	a	b1	b2	b3	d1	d2	h1	h2	h3	h4	l	l1	m1	m2	r	s	FH1 [N]*	FH2 [N]*	$\Delta$
GG.AD076	MOC.75-MF	20	30	25.5	5.5	M5	4.5	62	45	11	22.5	36	118	18	13.5	42.5	2	900	1350	105
GG.AD136	MOC.130-MF	32	39	35	6.5	M6	5.5	85	65	14	27	53	170	26	22	61	2.5	1000	2000	240
GG.AD271	MOC.230-MF	37	43	40	8.5	M8	6.5	102	77	18	35	61	195	28.5	24	70	3	1700	3300	400
GG.AD371	MOC.355-MF	58	52	52	10.5	M10	8.5	135	102	22	43	96	270	32	32	108.5	3.5	1800	4000	840

## MOC-MFX

**INOX STAINLESS STEEL**

**METRIC**

Code	Description	a	b1	b2	b3	d1	d2	h1	h2	h3	h4	l	l1	m1	m2	r	s	FH1 [N]*	FH2 [N]*	$\Delta$
GG.DS076	MOC.75-MFX	20	30	25.5	5.5	M5	4.5	62	45	11	22.5	36	118	18	13.5	42.5	2	900	1350	105
GG.DS136	MOC.130-MFX	32	39	35	6.5	M6	5.5	85	65	14	27	53	170	26	22	61	2.5	1000	2000	240
GG.DS271	MOC.230-MFX	37	43	40	8.5	M8	6.5	102	77	18	35	61	195	28.5	24	70	3	1700	3300	400

Toggle clamps

\* Holding force.