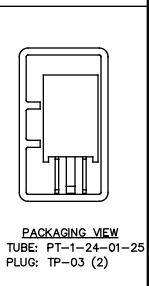
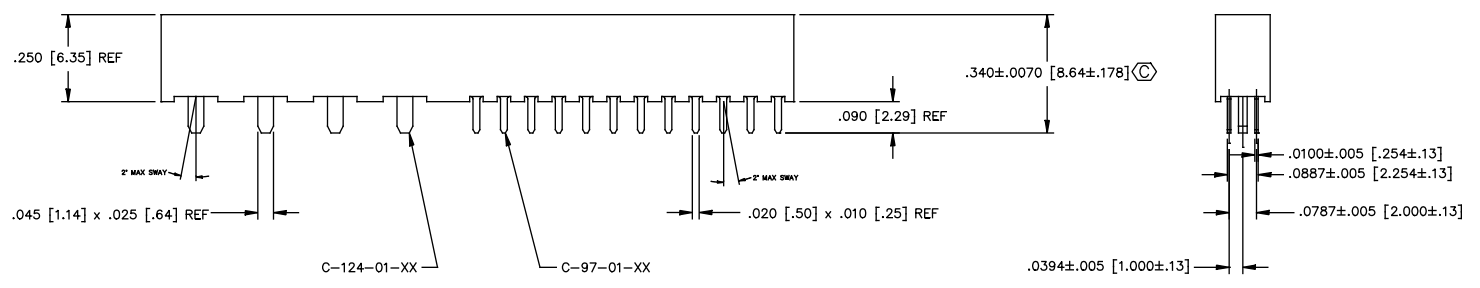
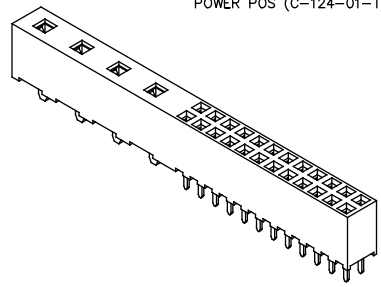
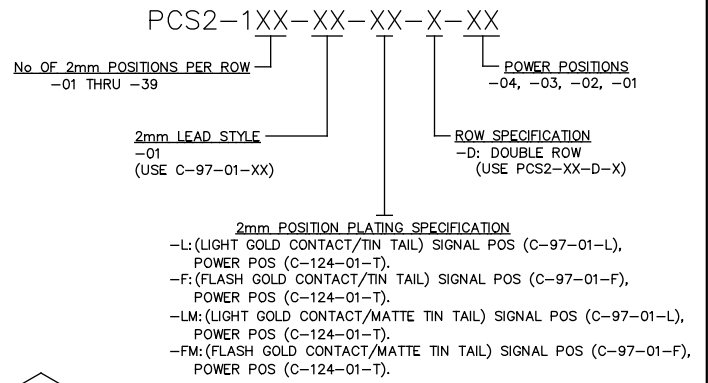
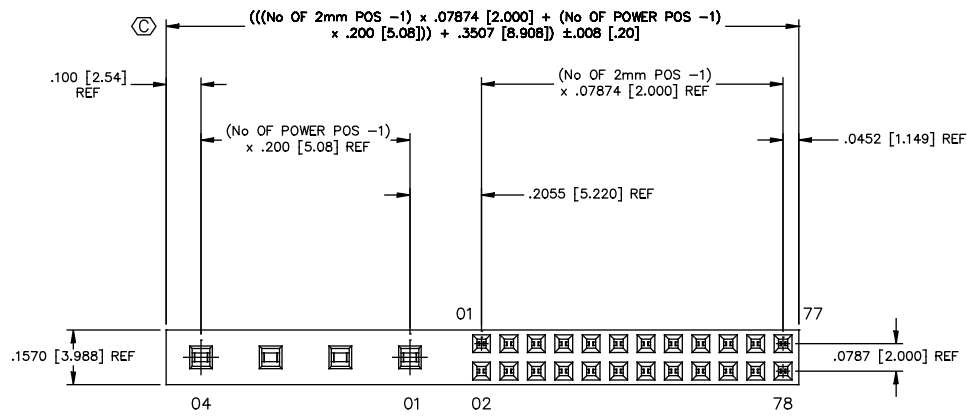


DIMENSIONS ARE IN INCHES UNLESS OTHERWISE NOTED TOLERANCES ARE:
 ONE PLACE DECIMALS ±.1[2.5] THREE PLACE DECIMALS ± .005[.127] ANGLES ± 2°
 TWO PLACE DECIMALS ± .01[.25] FOUR PLACE DECIMALS ± .0020[.051]

TITLE:
 2mm SOCKET/
 POWER COMBO ASM

DWG NO:
 PCS2-1XX-XX-XX-X-XX
 SHEET 1 OF 1



- NOTES:
1. MAX ALLOWABLE BOW: .005 IN/IN AFTER ASSEMBLY
 2. PUSHOUT FORCE SHALL BE: 8 oz MINIMUM ON SIGNAL POSITIONS, 2 lb MINIMUM ON POWER POSITIONS.
 3. Ⓢ REPRESENTS A CRITICAL DIMENSION.
 4. INSERTION FORCE; SIGNAL: 1.8 oz AVG POWER: 1.75 lb AVG.
 5. WITHDRAWAL FORCE; SIGNAL: 1.0 oz AVG POWER: 1.25 lb AVG.

PROPRIETARY NOTE
 THIS DOCUMENT CONTAINS CONFIDENTIAL AND PROPRIETARY INFORMATION AND ALL DESIGN, MANUFACTURING, REPRODUCTION, USE, COPIES, PRINTS AND TRADE SECRETS ARE EXPRESSLY RESERVED BY SAMTEC, INC. THIS DOCUMENT SHALL NOT BE DISCLOSED, IN WHOLE OR PART, TO ANY UNAUTHORIZED PERSON OR ENTITY NOR REPRODUCED, TRANSMITTED, OR INCORPORATED IN ANY OTHER PRODUCT IN ANY MANNER WITHOUT THE EXPRESS WRITTEN CONSENT OF SAMTEC, INC.

MATERIAL:
 INSULATOR: VECTRA E130I
 COLOR: BLACK
 POWER CONTACT: BeCu 174 HT
 SIGNAL CONTACT: 510 PHOS BRONZE
 MAX BOW ALLOWED: .005 [.13] IN/IN
 MAX FLASH ALLOWED: .015 [.13]

EXISPROD\ASSEMBLY\COMBO PCS2-ASM

520 PARK EAST BLVD. NEW ALBANY, INDIANA 47150
 PHONE (812) 944-6733 P.O. BOX 1147
 CODE 55322

MADE BY: PURVIS 06-17-98 PCS2-1XX-XX-XX-X-XX SHEET 1 OF 1