

Terminal adapter - HC-B 10-A-DT-PER-F - 1648416

Please be informed that the data shown in this PDF Document is generated from our Online Catalog. Please find the complete data in the user's documentation. Our General Terms of Use for Downloads are valid (<http://download.phoenixcontact.com>)



HEAVYCON terminal adapter socket insert, B10 series, 10-pos., for the right side of the control cabinet, push-in connection



Key commercial data

| | |
|--------------------------------------|-----------|
| Packing unit | 1 PCE |
| Weight per Piece (excluding packing) | 97.69 GRM |
| Custom tariff number | 85366990 |
| Country of origin | China |

Technical data

Dimensions

| | |
|---------------------------------|---------|
| Drill hole distance, horizontal | 57 mm |
| Height | 72.1 mm |

Ambient conditions

| | |
|---------------------------------|-------------------|
| Ambient temperature (operation) | -40 °C ... 125 °C |
|---------------------------------|-------------------|

Electrical characteristics

| | |
|-----------------------|---|
| Note | For HEAVYCON-ADVANCE mounting flange and HEAVYCON panel mounting base of B10 type |
| Number of positions | 10 |
| Rated voltage (III/3) | 500 V |
| Rated surge voltage | 6 kV |
| Rated current | 16 A |

Mechanical characteristics

| | |
|---|------------------------------------|
| Design | B10 |
| Connection method | Push-in connection |
| Stripping length of the individual wire | 10 mm (13 mm if ferrules are used) |

Terminal adapter - HC-B 10-A-DT-PER-F - 1648416

Technical data

Mechanical characteristics

| | |
|------------------------------|---|
| Conductor cross section | 0.5 mm ² ... 2.5 mm ² |
| Connection cross section AWG | 22 ... 12 |

General

| | |
|---|---|
| Contact material | Copper alloy |
| Contact surface material | Ag |
| Contact carrier material | PA |
| Pollution degree | 3 |
| Surge voltage category | III |
| Inflammability class according to UL 94 | V0 |
| Assembly instructions | 1) Insert ferrules. 0.5 mm ² ... 2.5 mm ² with insulating collar, length 10 mm, stripping length 13 mm, 2) Screwdriver SZF0-0,4x2,5 (similar to DIN 5264) |
| Installation instructions | Connectors may be plugged in only when there is no load/voltage. |

Classifications

eCl@ss

| | |
|------------|----------|
| eCl@ss 4.0 | 27140816 |
| eCl@ss 4.1 | 27140816 |
| eCl@ss 5.0 | 27143424 |
| eCl@ss 5.1 | 27143424 |
| eCl@ss 6.0 | 27143424 |
| eCl@ss 7.0 | 27440209 |
| eCl@ss 8.0 | 27440209 |

ETIM

| | |
|----------|----------|
| ETIM 3.0 | EC000438 |
| ETIM 4.0 | EC000438 |
| ETIM 5.0 | EC000438 |

UNSPSC

| | |
|---------------|----------|
| UNSPSC 6.01 | 30211923 |
| UNSPSC 7.0901 | 39121522 |
| UNSPSC 11 | 39121522 |
| UNSPSC 12.01 | 39121522 |
| UNSPSC 13.2 | 39121522 |

Terminal adapter - HC-B 10-A-DT-PER-F - 1648416

Approvals

Approvals


Approvals


CSA / UL Recognized / cUL Recognized / cULus Recognized


Ex Approvals

Approvals submitted

Approval details

| | |
|--|-------|
| CSA  | |
| mm ² /AWG/kcmil | 22-14 |
| Nominal current I _N | 13 A |
| Nominal voltage U _N | 600 V |

| | |
|---|-------|
| UL Recognized  | |
| mm ² /AWG/kcmil | 22-14 |
| Nominal current I _N | 13 A |
| Nominal voltage U _N | 600 V |

| | |
|--|-------|
| cUL Recognized  | |
| mm ² /AWG/kcmil | 22-14 |
| Nominal current I _N | 13 A |
| Nominal voltage U _N | 600 V |

Terminal adapter - HC-B 10-A-DT-PER-F - 1648416

Approvals



Accessories

Accessories

Coding element

Coding profile - CP-HC - 1686478



Encoding profile, 4 encoding profiles per strip, 40 strips per unit pack, for insertion in encoding grooves

Coding element - HC-CST - 1676857



Coding peg for coding up to 16 connectors

Coding element - HC-CBU - 1676860



Coding socket for coding up to 16 connectors

Coding bolt - HC-CB - 1772722



Coding pin, prevents mismatching of up to six connectors with an identical number of positions

Labeled terminal marker

Terminal adapter - HC-B 10-A-DT-PER-F - 1648416

Accessories

Zack marker strips off the roll, flat - ZBF-U CUS - 0828525



Zack marker strips off the roll, flat, Can be ordered: Strip, white, Labeled according to customer specifications, Mounting type: Snap into flat marker groove, For terminal block width: 5.2 mm, Lettering field: 5.15 x ... mm

Mounting material

Foot element - HC-KA-FE - 1775240



Foot element, for mounting on DIN rail NS 32, DIN rail NS 35/7.5 or DIN rail NS 35/15, can be inserted between basic and side element

Locking screw barrel - HC-VSH - 1660083



Locking screw barrel, for a firm connection of contact inserts and DIN-rail mountable terminal adapters

Mounting material - HC-B-PES - 1604997



PE screw, for contact inserts HC-B / HC-BB / HC-DD / HC-D40 / HC-D64

PE multiplier - HC-B-3PE - 1644326



PE multiplier, for three PE connections, for HC-B (besides HC-B..E..ZZ) / HC-BB / HC-DD / HC-D40 / HC-D64 contact inserts

Terminal adapter - HC-B 10-A-DT-PER-F - 1648416

Accessories

Screwdriver tools

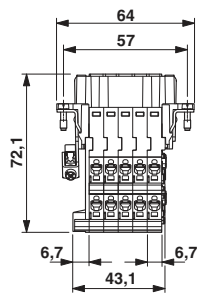
Screwdriver - SZF 0-0,4X2,5 - 1204504



Actuation tool, for ST terminal blocks, also suitable for use as a bladed screwdriver, size: 0.4 x 2.5 x 75 mm, 2-component grip, with non-slip grip

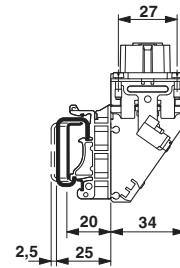
Drawings

Dimensioned drawing



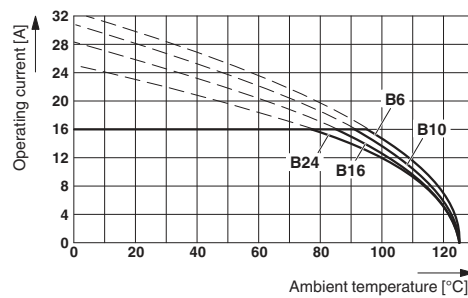
Dimensional drawing

Dimensioned drawing



Dimensional drawing, side view

Diagram



Derating diagram