

SIGN	DATE	DESCRIPTION	APPROVER
△	2014.10.22	Fixed chart for correct pitch	
<i>THIS IS CAD DRAWING, DO NOT REVISE MANUALLY!!!</i>			

Material

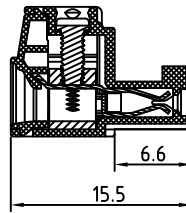
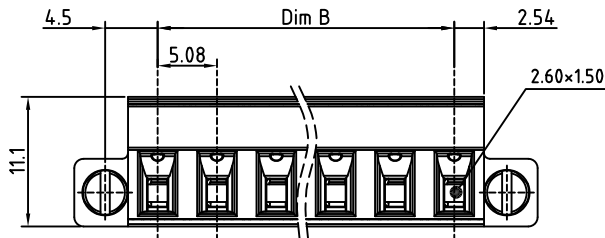
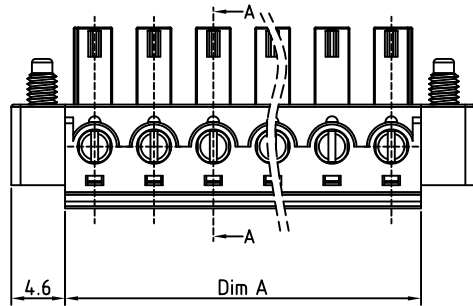
- Insulating body: Thermoplastic (UL94V-0)
- Insulating cover: Thermoplastic (UL94V-0)
- Contact: Brass, Tin plated
- Wire guard: PhBz ,Tin plated
- Terminal screw :Steel Cr3+ Zinc plating "-" slot type

Electrical

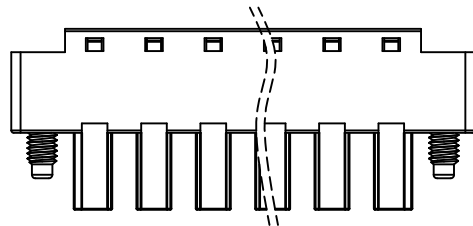
- Voltage rating: 300VAC
- Current rating: 10A
- Wire range:
 - Solid wire(AWG): 14-30
 - Stranded wire(AWG): 14-30
- Torque(Lb-In): 2
- Screw: M2
- Wire strip length: 7-8mm
- Withstanding Voltage: 1.6KV
- Operating temperature: -30°C to +105°C
- Soldering temperature: 250°C±10°C/5 Sec

RoHS Compliant

Poles	02	03	04	05	06	07	08	09
Dim A	10.16	15.24	20.32	25.40	30.48	35.56	40.64	45.72
Dim B	5.08	10.16	15.24	20.32	25.40	30.48	35.56	40.64
TOL	±0.15							
Poles	10	11	12	13	14	15	16	17
Dim A	50.80	55.88	60.96	66.04	71.12	76.20	81.28	86.36
Dim B	45.72	50.80	55.88	60.96	66.04	71.12	76.20	81.28
TOL	±0.25							
Poles	18	19	20	21	22	23	24	
Dim A	91.44	96.52	101.60	106.68	111.76	116.84	121.92	
Dim B	86.36	91.44	96.52	101.60	106.68	111.76	116.84	
TOL	±0.30							



SECTION A-A



PART NUMBER:

OSTVRXX5152

- | | |
|--|---|
| <p>No. of Poles</p> <p>02 2 Poles</p> <p>03 3 Poles</p> <p>... ..</p> <p>24 24 Poles</p> | <p>COLOR</p> <p>0: Black</p> <p>5: Green (Standard)</p> <p>6: Blue</p> <p>8: Grey</p> |
|--|---|



THESE DRAWINGS AND SPECIFICATIONS ARE THE PROPERTY OF ON-SHORE TECHNOLOGY, INC. AND SHALL NOT BE REPRODUCED, COPIED OR USED IN ANY MANNER WITHOUT THE PRIOR WRITTEN CONSENT OF ON-SHORE TECHNOLOGY, INC.

TITLE		OSTVR 5.08 Series w/flange (contact on down side)					
PART NO.		OSTVRXX5152		DWG NO.		OSTVRXX5152.DWG	
APPROVED		CHECKED	DESIGNED	DRAWN	CUST NO.		Tolerance
			Aaron 2007.07.23	Aaron 2007.07.23			X. ±0.50
						UNIT: mm	
				SHEET: 01/01		SCALE: NONE	
				REV.: A1		X.XX ±0.30	
						X° ±0.10	
						X° ±1°	