

Features

- Halogen Free. "Green" Device (Note 1)
- Low Forward Voltage Drop
- Excellent High Temperature Stability
- Lead Free Finish/RoHS Compliant(Note 2)("P" Suffix Designates Compliant. See Ordering Information)
- Epoxy Meets UL 94 V-0 Flammability Rating
- Moisture Sensitivity Level 1

Maximum Ratings

- Operating Junction Temperature Range: -65°C to +150°C
- Storage Temperature Range: -65°C to +150°C
- Maximum Thermal Resistance: 60°C/W Junction to Ambient

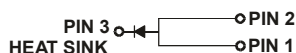
MCC Part Number	Device Marking	Maximum Recurrent Peak Reverse Voltage	Maximum RMS Voltage	Maximum DC Blocking Voltage
MBR510LPS	510L	100V	70V	100V

Electrical Characteristics @ 25°C Unless Otherwise Specified

Average Forward Current	$I_{F(AV)}$	5.0A	$T_C = 110^\circ\text{C}$
Peak Forward Surge Current	I_{FSM}	200A	8.3ms, Half Sine
Maximum Forward Voltage Drop Per Element	V_F	0.72V 0.60V	$I_F=5.0\text{A}; T_A=25^\circ\text{C}$ $I_F=5.0\text{A}; T_A=125^\circ\text{C}$
Maximum DC Reverse Current at Rated DC Blocking Voltage	I_R	0.1mA 100mA	$T_A=25^\circ\text{C}$ $T_A=125^\circ\text{C}$

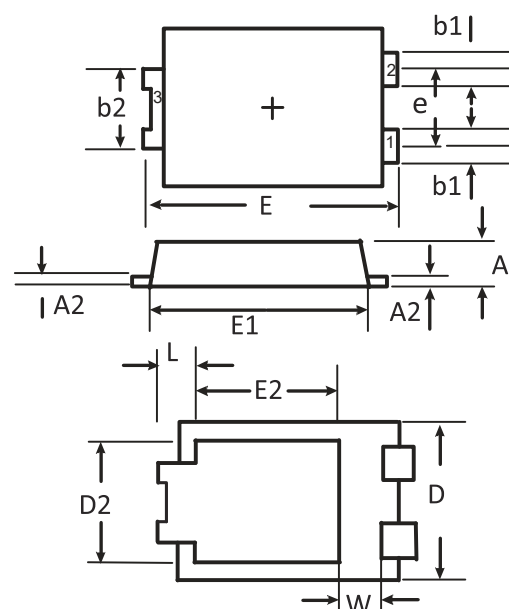
Note: 1. Halogen free "Green" products are defined as those which contain <900ppm bromine, <900ppm chlorine (<1500ppm total Br + Cl) and <1000ppm antimony compounds.
2. High Temperature Solder Exemption Applied, see EU Directive Annex 7a.

Internal Structure



5.0 Amp Low VF Schottky Barrier Rectifier 100 Volts

TO-277B



DIMENSIONS

DIM	INCHES		MM		NOTE
	MIN	MAX	MIN	MAX	
A	0.039	0.047	1.00	1.20	
A2	0.006	0.017	0.15	0.43	
b1	0.030	0.041	0.75	1.05	
b2	0.065	0.077	1.65	1.95	
D	0.148	0.169	3.75	4.30	
D2	0.110	0.126	2.80	3.20	
E	0.250	0.264	6.35	6.70	
e	0.065	0.077	1.65	1.95	
E1	0.207	0.228	5.25	5.80	
E2	0.120	0.142	3.05	3.60	
L	0.028	0.051	0.70	1.30	
W	0.031	0.056	0.80	1.42	

Curve Characteristics

Fig. 1 - Forward Current Derating Curve

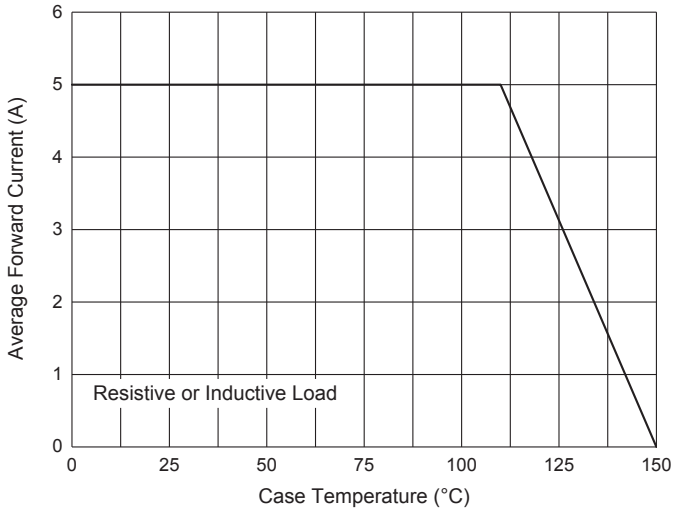


Fig. 2 - Typical Instantaneous Forward Characteristics

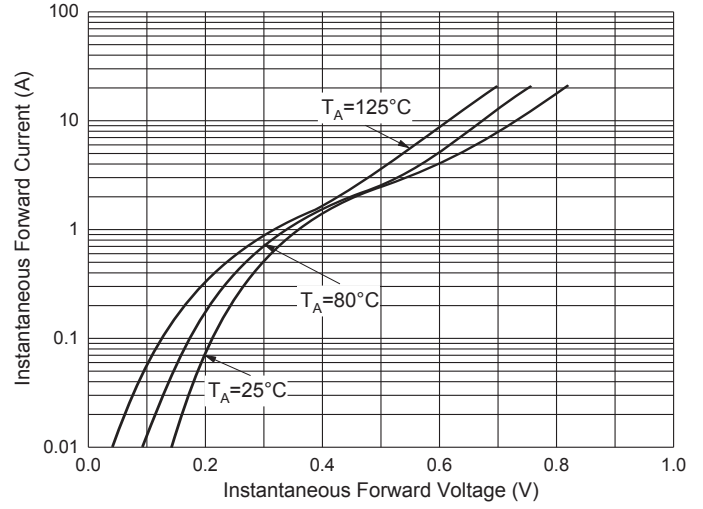
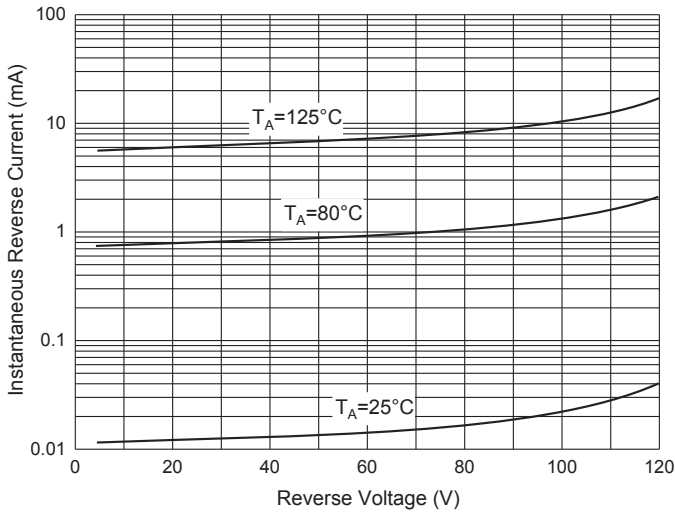


Fig. 3 - Typical Reverse Leakage Characteristics



Ordering Information

Device	Packing
Part Number-TP	Tape&Reel:5Kpcs/Reel

IMPORTANT NOTICE

Micro Commercial Components Corp. reserves the right to make changes without further notice to any product herein to make corrections, modifications , enhancements , improvements , or other changes . **Micro Commercial Components Corp** . does not assume any liability arising out of the application or use of any product described herein; neither does it convey any license under its patent rights ,nor the rights of others . The user of products in such applications shall assume all risks of such use and will agree to hold **Micro Commercial Components Corp** . and all the companies whose products are represented on our website, harmless against all damages.

LIFE SUPPORT

MCC's products are not authorized for use as critical components in life support devices or systems without the express written approval of Micro Commercial Components Corporation.

CUSTOMER AWARENESS

Counterfeiting of semiconductor parts is a growing problem in the industry. Micro Commercial Components (MCC) is taking strong measures to protect ourselves and our customers from the proliferation of counterfeit parts. MCC strongly encourages customers to purchase MCC parts either directly from MCC or from Authorized MCC Distributors who are listed by country on our web page cited below. Products customers buy either from MCC directly or from Authorized MCC Distributors are genuine parts, have full traceability, meet MCC's quality standards for handling and storage. **MCC will not provide any warranty coverage or other assistance for parts bought from Unauthorized Sources.** MCC is committed to combat this global problem and encourage our customers to do their part in stopping this practice by buying direct or from authorized distributors.