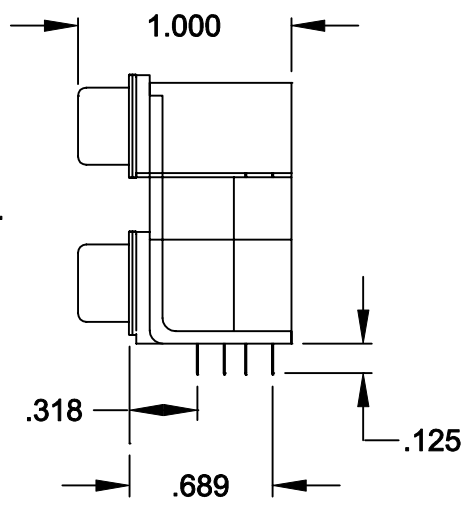
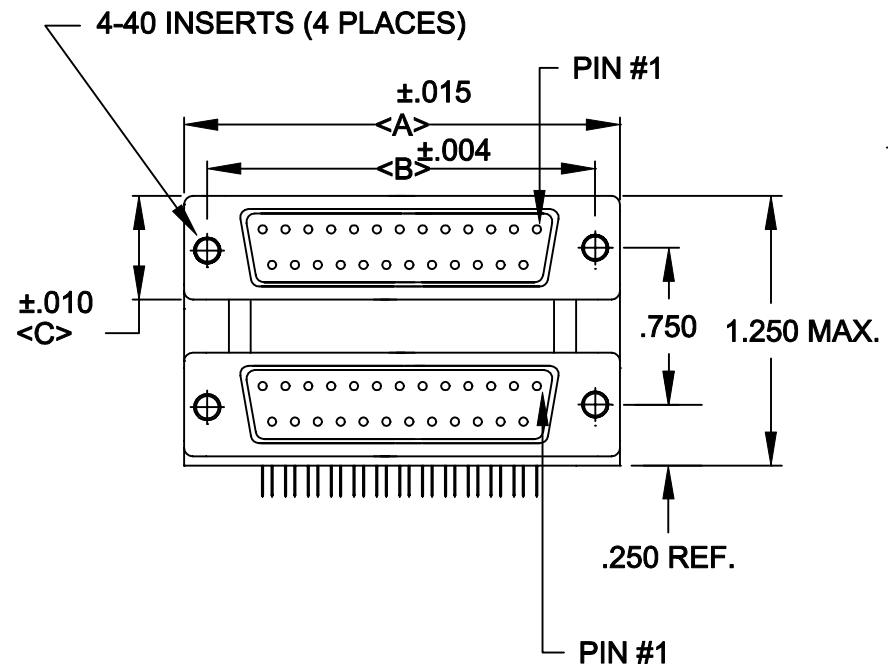


DESCRIPTION: .750 CENTER DUAL PORT D-SUB FEMALE/FEMALE



	A	B	C
9	1.204	.984	.494
	30.6	25.0	12.55
15	1.535	1.312	.494
	39.0	33.3	12.55
25	2.078	1.850	.494
	52.8	47.0	12.55
37	2.724	2.500	.494
	69.2	63.5	12.55

178-XXX-512-451

SERIES \_\_\_\_\_

POSITIONS \_\_\_\_\_

009 \_\_\_\_\_

015 \_\_\_\_\_

025 \_\_\_\_\_

037 \_\_\_\_\_

GENDER \_\_\_\_\_

61 = MALE OVER MALE

41 = MALE OVER FEMALE

51 = FEMALE OVER FEMALE

31 = FEMALE OVER MALE

SHELL PLATING \_\_\_\_\_

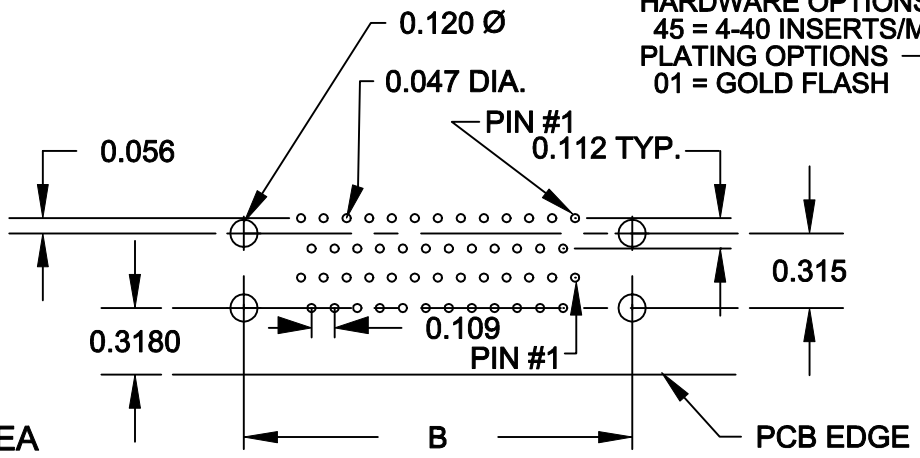
2 = TIN

HARDWARE OPTIONS \_\_\_\_\_

45 = 4-40 INSERTS/METAL BRACKET

PLATING OPTIONS \_\_\_\_\_

01 = GOLD FLASH



SPECIFICATIONS:

MATERIALS:

SHELL: STEEL, TIN PLATED

INSULATOR: UL 94V-0 RATED BLACK GLASS-FILLED POLYESTER

CONTACTS: BRASS - GOLD FLASH IN MATING AREA

TIN/LEAD SOLDER TAILS

ELECTRICALS:

CURRENT RATING: 5 AMPS

DIELECTRIC STRENGTH: 1000V AC RMS

INSULATOR RESISTANCE: 1000 MOHMS MIN

TEMPERATURE: -55°C TO +105°C

	THESE DRAWINGS AND SPECIFICATIONS ARE THE PROPERTY OF NorComp AND SHALL NOT BE REPRODUCED, COPIED OR USED AS THE BASIS FOR THE MANUFACTURE OF SALE OF APPARATUS WITHOUT WRITTEN PERMISSION.		DRAWN: <b>PAM JENKINS</b>	DATE: 9-24-98	
	<h1>NorComp</h1>			CHECKED:	DATE:
SCALE: 1:1				SHEET 1 OF 1	REV 8
DWG NO. 178-XXX-512-451					