

1

2

3

4

5

6

7

A

A

B

B

C

C

D

D

E

E

F

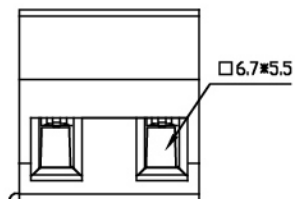
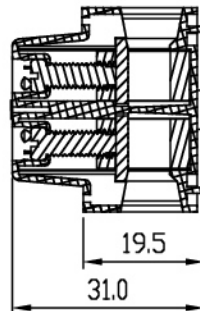
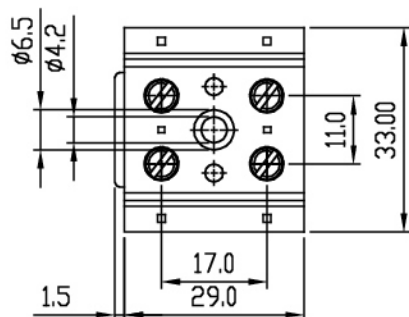
F

G

G

H

H



## Material

- ① Clamp: Brass, Ni plated
- ② Terminal screw: Steel Zinc plating "-" slot type
- ③ Wire guard solder pin: Brass, Tin plated
- ④ Terminal housing: Thermoplastic (UL94V-0), GREY

## Electrical cULus

Voltage rating: 600V  
 Current rating: 65A  
 Wire range:  
 Solid wire (AWG): 6-22  
 Stranded wire (AWG): 6-22  
 Torque (Lb-In): 8.7 Lb-In  
 Screw: M4  
 Wire strip length: 6-7mm  
 Withstanding Voltage: 2.2KV  
 Operating temperature: -40°C to +115°C  
 Soldering temperature: 250°C ± 10°C / 5 Sec  
 Safety Approval: cULus

RoHS compliant



File No.: E349947

| Scale     | 1:1   |     |              |            |          | Date       | Name         | Customer-No.                    |
|-----------|-------|-----|--------------|------------|----------|------------|--------------|---------------------------------|
| TOLERANCE |       |     |              |            |          |            |              |                                 |
| X.        | ±0.50 |     |              |            | Drawn    | 16.12.2010 | Schulz       |                                 |
| X.X       | ±0.30 |     |              |            | Approved | 16.12.2010 | Gerber       | ASSMANN WSW-No.<br>A-TB000-V402 |
| X.XX      | ±0.10 |     |              |            |          |            |              | Drawing-No.                     |
| DIM       | TOL   | ①   | UL Update    | 23.03.2017 | C.Bakula |            |              |                                 |
| X.°       | ±1°   | ②   | Drawn        | 16.12.2010 | Schulz   |            |              |                                 |
| Angle     | TOL   | Id. | Modification | Date       | Name     | Replace    | ASS 4115A CO | rev01                           |
|           |       |     |              |            |          |            | Sheet        |                                 |

1

2

3

4

5

6

7