

SPECIFICATIONS:

ELECTRICAL:

INSULATION RESISTANCE: 1,000 MOhms MIN.
 OPERATING TEMPERATURE: -50°C TO +100°C
 VOLTAGE: 500 VAC FOR 1 MINUTE

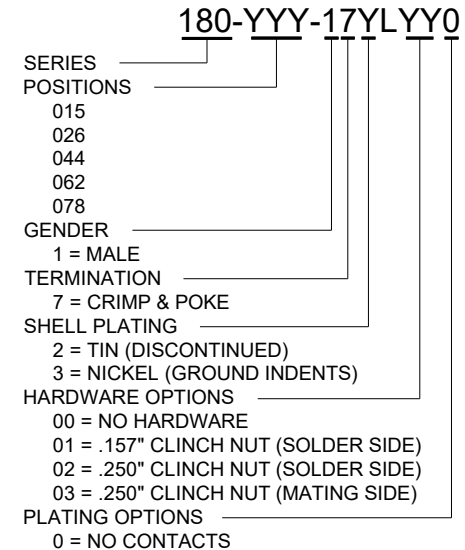
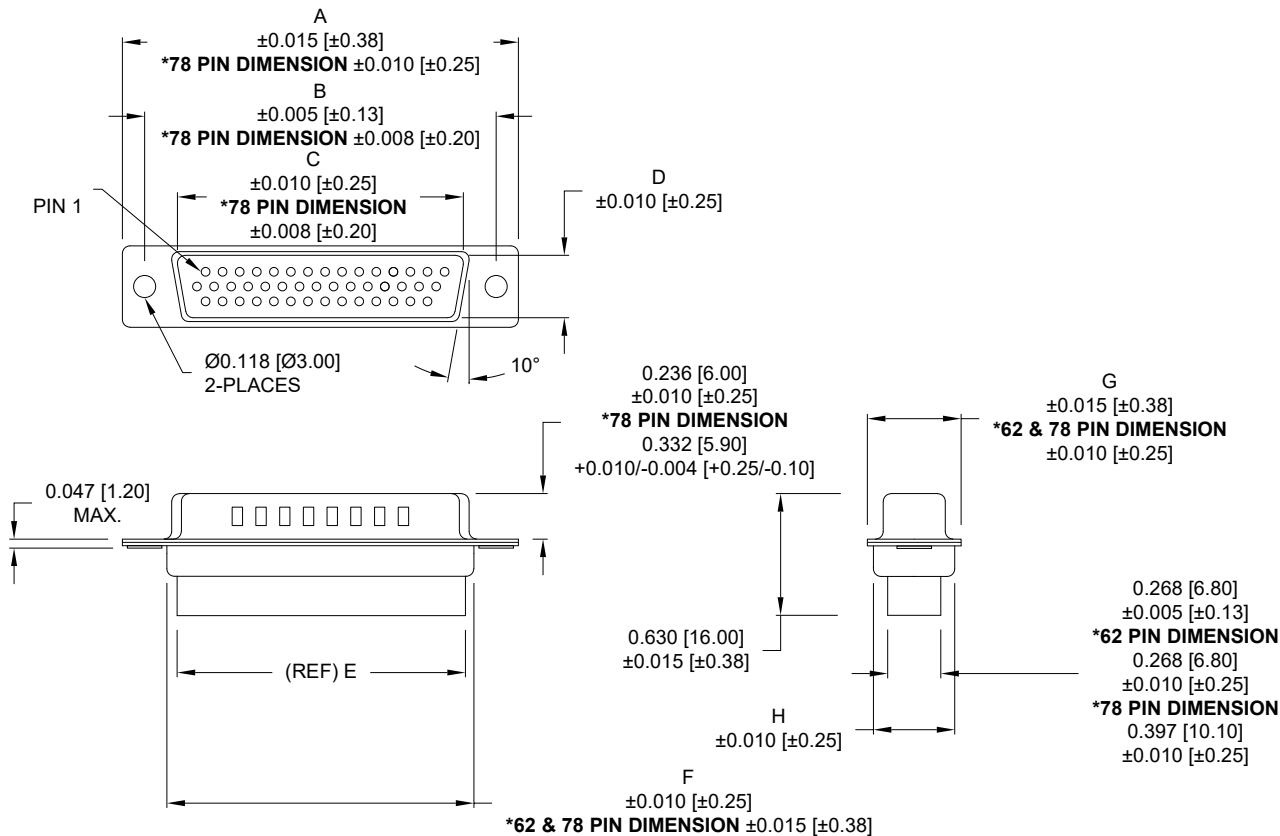
MATERIALS:

INSULATOR: PBT +30% GF, UL94 V-0
 PROCESS TEMP: 230°C
 SHELL: NICKEL PLATED STEEL

COMPATIBLE WITH NORCOMP CONTACT PART NUMBERS BELOW:

180-001-170L001 180-101-170L001

****NOTE: CONTACTS MUST BE PURCHASED SEPARATELY****



		DIMENSIONS							
No. OF PINS	UNITS	A	B	C	D	E	F	G	H
15	inch	1.213	0.984	0.666	0.323	0.610	0.759	0.494	0.421
	mm	30.81	24.99	16.92	8.20	15.50	19.28	12.55	10.70
26	inch	1.541	1.312	0.994	0.323	0.964	1.083	0.494	0.421
	mm	39.14	33.32	25.25	8.20	24.50	27.51	12.55	10.70
44	inch	2.088	1.852	1.534	0.323	1.494	1.618	0.494	0.421
	mm	53.04	47.04	38.96	8.20	37.95	41.10	12.55	10.70
62	inch	2.729	2.500	2.182	0.319	2.142	2.272	0.494	0.421
	mm	69.32	63.50	55.42	8.10	54.40	57.71	12.55	10.70
4 ROWS 78	inch	2.644	2.406	2.081	0.439	2.035	2.169	0.605	0.527
	mm	67.16	61.11	52.86	11.15	51.70	55.10	15.37	13.40

RoHS COMPLIANT

UNITS = inch [mm]

DO NOT SCALE FROM DRAWING



THESE DRAWINGS AND SPECIFICATIONS ARE THE PROPERTY OF NorComp AND SHALL NOT BE REPRODUCED, COPIED OR USED AS THE BASIS FOR THE MANUFACTURE OR SALE OF APPARATUS WITHOUT WRITTEN PERMISSION.

DRAWN:
P. JENKINS

DATE:
07/19/2005

NorComp

SCALE:
NTS

SHEET OF
1 2

REV
24

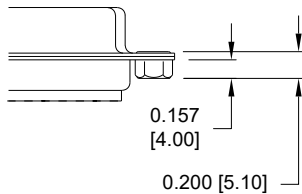
DWG NO.

180-YYY-17YLYY0

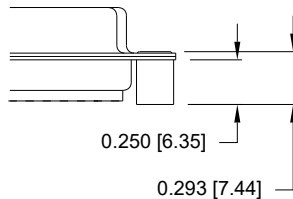
ALL CLINCH-NUTS ARE 4-40 INTERNAL THREADS

TOLERANCE:
ALL DIMENSIONS ARE ±0.010

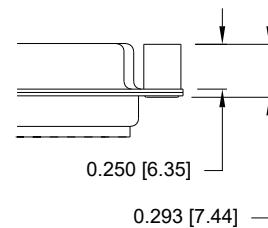
01 0.157" (SOLDER SIDE)



02 0.250" (SOLDER SIDE)



03 0.250" (MATING SIDE)



RoHS COMPLIANT

UNITS = inch [mm]

DO NOT SCALE FROM DRAWING



THESE DRAWINGS AND SPECIFICATIONS ARE THE PROPERTY OF NorComp AND SHALL NOT BE REPRODUCED, COPIED OR USED AS THE BASIS FOR THE MANUFACTURE OR SALE OF APPARATUS WITHOUT WRITTEN PERMISSION.

DRAWN:
P. JENKINS

DATE:
07/19/2005

NorComp

SCALE:
NTS

SHEET OF
2 2

REV
24

DWG NO.

180-YYY-17YLYY0