



Terminals & Splices > PCB Terminals



PCB Terminal Type: **Receptacle**

PCB Hole Diameter: **3.68 mm [.145 in]**

Mating Pin Diameter: **1.47 mm [.058 in]**

Compatible Insulation Diameter (Max): **1.78 mm [.07 in]**

Compatible Insulation Diameter Range: **1.14 – 1.78 mm [.045 – .07 in]**

Features

Product Type Features

Terminal Features	Stud Hole
-------------------	-----------

Contact Features

Contact Mating Area Plating Material Thickness	2.03 – 5.08 μm[80 – 200 μin]
PCB Terminal Type	Receptacle
Mating Pin Diameter	1.47 mm[.058 in]
Terminal Plating Material	Tin
Terminal Orientation	Straight

Termination Features

Termination Method to Printed Circuit Board	Through Hole - Solder
Product Terminates To	Wire & Cable

Mechanical Attachment

Wire Insulation Support	With
-------------------------	------

Dimensions

Terminal Material Thickness	.25 mm[.01 in]
PCB Hole Diameter	3.68 mm[.145 in]

Compatible Insulation Diameter (Max)	1.78 mm[.07 in]
Compatible Insulation Diameter Range	1.14 – 1.78 mm[.045 – .07 in]
Wire Size	.2 – .6 mm ²

Usage Conditions

Insulation Option	Uninsulated
Operating Temperature Range	-55 – 105 °C[-67 – 221 °F]

Packaging Features

Packaging Quantity	15000
Packaging Method	Reel

Other

Terminals & Splices Comment	Machine applied applicator required.
-----------------------------	--------------------------------------

Product Compliance

[For compliance documentation, visit the product page on TE.com>](#)

EU RoHS Directive 2011/65/EU	Compliant
EU ELV Directive 2000/53/EC	Compliant
China RoHS 2 Directive MIIT Order No 32, 2016	No Restricted Materials Above Threshold
EU REACH Regulation (EC) No. 1907/2006	Current ECHA Candidate List: JUNE 2023 (235) Candidate List Declared Against: JAN 2023 (233) Does not contain REACH SVHC
Halogen Content	Low Halogen - Br, Cl, F, I < 900 ppm per homogenous material. Also BFR/CFR/PVC Free
Solder Process Capability	Not applicable for solder process capability


Product Compliance Disclaimer

This information is provided based on reasonable inquiry of our suppliers and represents our current actual knowledge based on the information they provided. This information is subject to change. The part numbers that TE has identified as EU RoHS compliant have a maximum concentration of 0.1% by weight in homogenous materials for lead, hexavalent chromium, mercury, PBB, PBDE, DBP, BBP, DEHP, DIBP, and 0.01% for cadmium, or qualify for an exemption to these limits as defined in the Annexes of Directive 2011/65/EU (RoHS2). Finished electrical and electronic equipment products will be CE marked as required by Directive 2011/65/EU. Components may not be CE marked. Additionally, the part numbers that TE has identified as EU ELV compliant have a maximum concentration of 0.1% by weight in homogenous materials for lead, hexavalent chromium, and mercury, and 0.01% for cadmium, or qualify for an exemption to these limits as defined in the Annexes of Directive 2000/53/EC (ELV). Regarding the REACH Regulation, the information TE provides on SVHC in articles for this part number is based on the latest European Chemicals Agency (ECHA) 'Guidance on requirements for substances in articles' posted at this URL: <https://echa.europa.eu/guidance-documents/guidance-on-reach>

Compatible Parts



TE Part # 2305570-1
Strip Terminal Cutter-Side Feed-No Crimp



TE Part # 91507-1
CCII .058 REC P.C. 24-20 ASSY



TE Part # 170136-2
1.47MM DIA PIN RECEIPT STRIP




TE Part # 170137-1
.058 DIA P.C.B REC LP



TE Part # 452383-1
INSERTION TOOL



TE Part # 2-2151427-1
OCEAN_2.0_Applicator-S-055F0800



TE Part # 2-2151427-2
OCEAN_2.0_Applicator-S-055F0800



TE Part # 2031200-1
CCII .058 DIA REC PC CONT 24 ASSY



TE Part # 2151427-1
OCEAN_2.0_Applicator-S-055F0800



TE Part # 2151427-2
OCEAN_2.0_Applicator-S-055F0800



TE Part # 7-2151427-1
OCEAN_2.0_Applicator-S-055F0800



TE Part # 7-2151427-2
OCEAN_2.0_Applicator-S-055F0800



KIT
REPRESENTATION ONLY

TE Part # 7-2151427-7
OCEAN_2.0_SPARE_PART_KIT-055F0800



TE Part # 60940-2
058 PIN REC 24-20 SN/BECU



TE Part # 61323-2
058 R/A PIN REC 24-20 TPBECU

Customers Also Bought



TE Part #327583
SPLICE BUTT PIDG 16-14/22-18



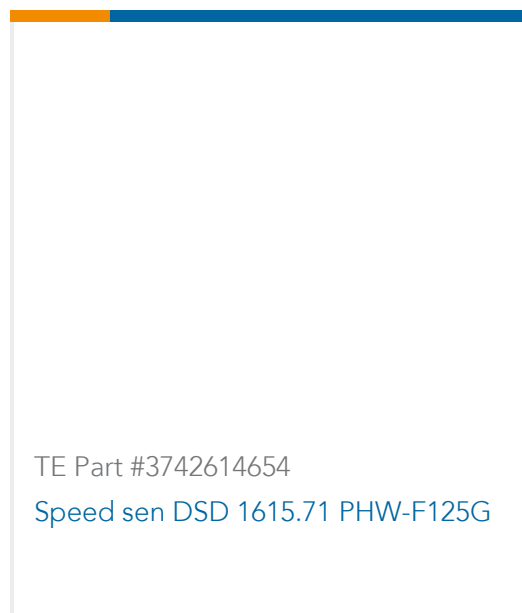
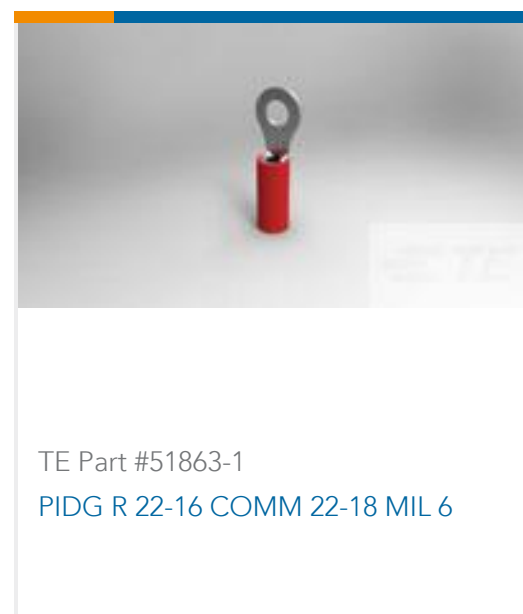
TE Part #178289-8
DYNAMIC D3100 REC HSG 20P



TE Part #1622308-1
LR1 1% 120R



TE Part #350547-6
UMNL PIN 20-14 AU/PHBZ L/P



Documents

CAD Files

3D PDF

English

Customer View Model

[ENG_CVM_60598-4_AH.3d_igs.zip](#)

English

Customer View Model

[ENG_CVM_60598-4_AH.3d_stp.zip](#)

English

Customer View Model

[ENG_CVM_60598-4_AH.2d_dxf.zip](#)

English

3D PDF

3D

Customer View Model

[ENG_CVM_CVM_60598-4_BA.2d_dxf.zip](#)

English

Customer View Model

[ENG_CVM_CVM_60598-4_BA.3d_igs.zip](#)

English

Customer View Model

[ENG_CVM_CVM_60598-4_BA.3d_stp.zip](#)

English

By downloading the CAD file I accept and agree to the [Terms and Conditions](#) of use.

Datasheets & Catalog Pages

[PRINTED CIRCUIT BOARD TERMINALS AND DISCONNECTS](#)



English

[Product Specifications](#)

[Application Specification](#)

English