

- TERM 1: DATA2
- TERM 2: CD/DAT3
- TERM 3: CMD
- TERM 4: VDD
- TERM 5: CLK
- TERM 6: VSS
- TERM 7: DAT0
- TERM 8: DAT1

503182-0892	503182-0812	503182-08**
EMBOSSED TAPE	MATERIAL NO.	MODEL NO.
ORDER No. オーダー番号		

PROPOSED EC NO: J2009-0844 DRWN: YNAITO 2008/10/03 CHKD: MTOMITA 2008/10/06 APPR: MSASAO 2008/10/06	GENERAL TOLERANCES (UNLESS SPECIFIED)		DIMENSION STYLE MM ONLY		SCALE 4:1	DESIGN UNITS METRIC	THIRD ANGLE PROJECTION
	10 UNDER	± 0.2	DRAWN BY YNAITO	DATE 2008/10/06	TITLE MICRO SD CONN. NORMAL ULTRA LOW-PROFILE ASSY		
	10 OVER 30 UNDER	± 0.25	CHECKED BY MTOMITA	DATE 2008/10/06	MOLEX INCORPORATED		
	30 OVER	± 0.3	APPROVED BY MSASAO	DATE 2008/10/06	MATERIAL NO. SEE CHART	DOCUMENT NO. SD-503182-001	SHEET NO. 1 OF 2
ANGULAR ± 1 ° DRAFT WHERE APPLICABLE MUST REMAIN WITHIN DIMENSIONS		THIS DRAWING CONTAINS INFORMATION THAT IS PROPRIETARY TO MOLEX INCORPORATED AND SHOULD NOT BE USED WITHOUT WRITTEN PERMISSION					

F

E

D

C

B

A

F

E

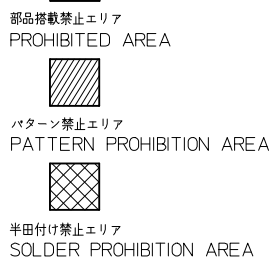
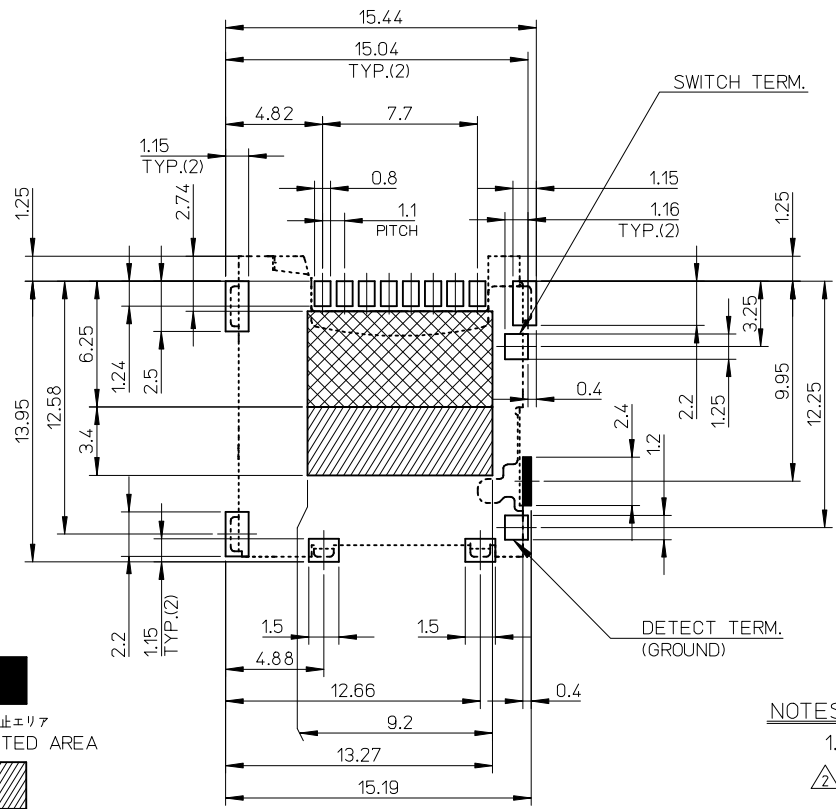
D

C

B

A

CONFIDENTIAL



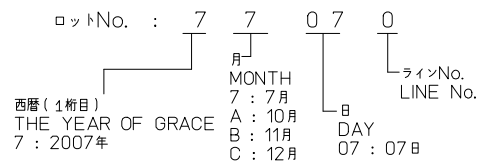
RECOMMENDED PCB PATTERN LAYOUT
 (GENERAL TOLERANCE : ±0.05)

番号 No.	名称 NAME	材料 MATERIAL
①	ハウジング HOUSING	液晶ポリマー(LCP) UL94V-0 LIQUID CRYSTAL POLYMER (LCP), UL94V-0.
②	ターミナル TERMINAL	銅合金、接点部：金めっき 0.5MICROMETER MIN. 半田付部：錫めっき 2.0MICROMETER MIN. 下地：ニッケルめっき 1.0MICROMETER MIN. COPPER ALLOY, CONTACT AREA:GOLD(0.5 MICROMETER MINIMUM) TAIL AREA:TIN(2.0 MICROMETER MINIMUM) UNDER PLATING:NICKEL(1.0 MICROMETER MINIMUM)
③	メタルシェル METAL SHELL	ステンレス鋼、半田付け部：金めっき 0.03MICROMETER MIN. 下地：ニッケルめっき 0.5MICROMETER MIN. STAINLESS STEEL, TAIL AREA:GOLD(0.03 MICROMETER MINIMUM) UNDER PLATING:NICKEL(0.5 MICROMETER MINIMUM)
④	カムスライダー CAM SLIDER	液晶ポリマー(LCP) UL94V-0 LIQUID CRYSTAL POLYMER (LCP), UL94V-0.
⑤	ディテクトネイル DETECT NAIL	銅合金、接点部：金めっき 0.2MICROMETER MIN. 半田付部：金めっき 0.2MICROMETER MIN. 下地：ニッケルめっき 1.0MICROMETER MIN. COPPER ALLOY, CONTACT AREA:GOLD(0.2 MICROMETER MINIMUM) TAIL AREA:GOLD(0.2 MICROMETER MINIMUM) UNDER PLATING:NICKEL(1.0 MICROMETER MINIMUM)
⑥	スイッチネイル SWITCH NAIL	銅合金、接点部：金めっき 0.2MICROMETER MIN. 半田付部：金めっき 0.03MICROMETER MIN. 下地：ニッケルめっき 1.0MICROMETER MIN. COPPER ALLOY, CONTACT AREA:GOLD(0.2 MICROMETER MINIMUM) TAIL AREA:GOLD(0.03 MICROMETER MINIMUM) UNDER PLATING:NICKEL(1.0 MICROMETER MINIMUM)
⑦	スプリング SPRING	ピアノ線 SWP
⑧	カムピン CAM PIN	ステンレス鋼 STAINLESS STEEL

NOTES

- ターミナル及びネイルの平坦度は0.1MAX.とする。
 1. COPLANARITY OF TERMINAL AND NAIL IS TO BE 0.1MAX.
- スタンドオフ寸法 DIMENSIONS OF STAND OFF.
- ロット印字は任意とする
 2. LOT NUMBERING IS TO BE OPTIONAL.
- 肉抜き位置は任意とする。
 3. CAVITY IS TO BE OPTIONAL.
- カード検知スイッチ DETECT SWITCH
- ELV及びRoHS適合品 ELV AND RoHS COMPLIANT.

カード挿入時 CARD INSERTING POSITION	クローズ CLOSED
カード未挿入時 NO CARD POSITION	オープン OPEN



REV	DESCRIPTION	GENERAL TOLERANCES (UNLESS SPECIFIED)		DIMENSION STYLE		SCALE	DESIGN UNITS	THIRD ANGLE PROJECTION	
		10 UNDER	±0.2	MM ONLY	DATE	4:1	METRIC	◎	
A	SEE SHEET 1 OF 2 EC NO: J2009-0844 DRW:YNAITO 2008/10/03 CHKD:MTOMITA 2008/10/06 APPR:MSASAO 2008/10/06	10 OVER	30 UNDER	±0.25	DRAWN BY YNAITO	DATE 2008/10/06	TITLE MICRO SD CONN. NORMAL ULTRA LOW-PROFILE ASSY	MOLEX MOLEX INCORPORATED	
		30 OVER		±0.3	CHECKED BY MTOMITA	DATE 2008/10/06	SD-503182-001		
		ANGULAR ±1 °		APPROVED BY MSASAO		DATE 2008/10/06	SHEET NO. 2 OF 2		
		DRAFT WHERE APPLICABLE MUST REMAIN WITHIN DIMENSIONS		MATERIAL NO. SEE CHART		DOCUMENT NO. SD-503182-001		THIS DRAWING CONTAINS INFORMATION THAT IS PROPRIETARY TO MOLEX INCORPORATED AND SHOULD NOT BE USED WITHOUT WRITTEN PERMISSION	