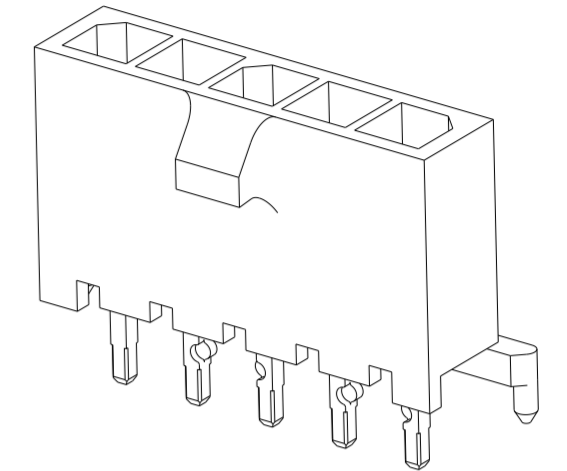
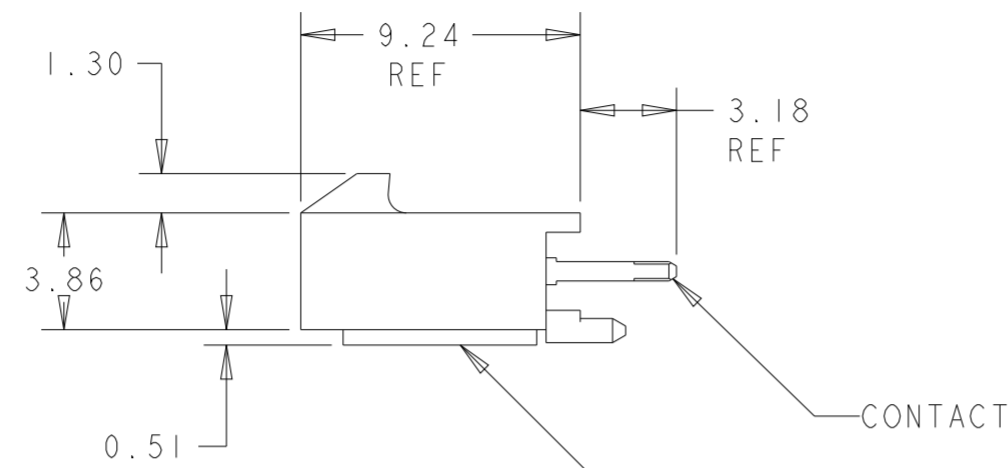
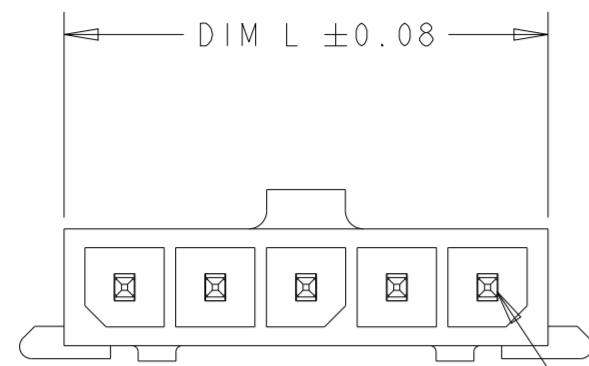


P	LTR	DESCRIPTION	DATE	DWN	APVD
B6		REVISED PER ECN-22-162091	07JUL2022	WLS	VS



CIRCUIT NUMBER 1

HOUSING

1 MATERIAL: HOUSING - UL 94V-0 RATED HIGH TEMP NYLON, COLOR BLACK.  
CONTACTS - BRASS.

2 RECOMMENDED PC BOARD THICKNESS OF 1.57.

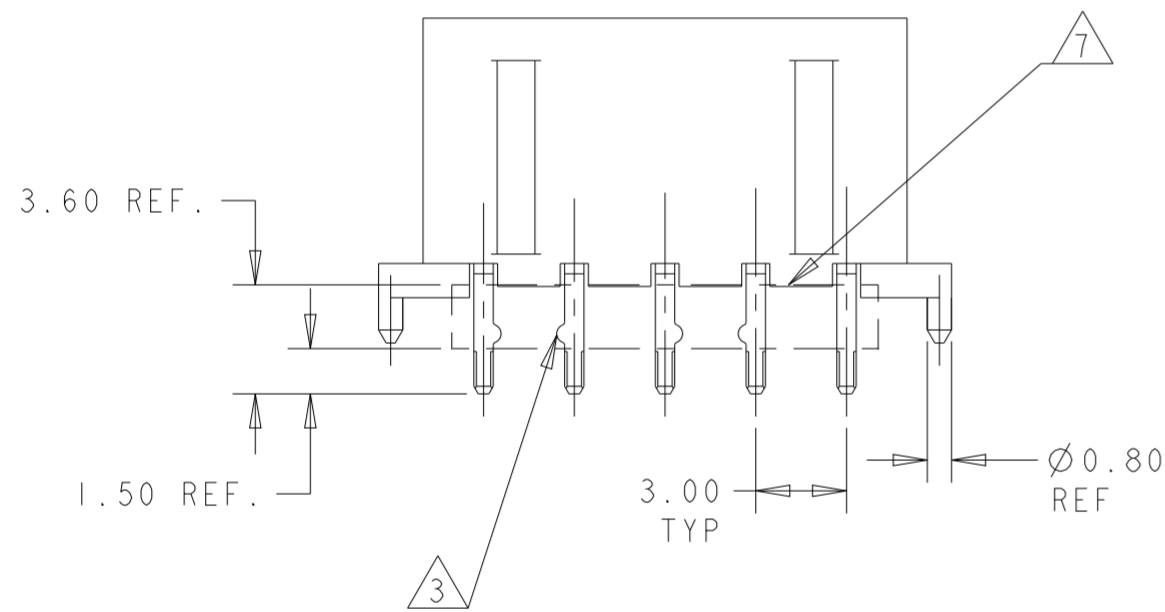
3 RETENTION BUMP FEATURES FACE EACH OTHER, TYPICAL ALL CONFIGURATIONS.

4 PLATING: CONTACTS - 0.76µm MINIMUM GOLD ON MATING AREA.  
2.54µm MINIMUM MATTE TIN ON SOLDER TAILS.  
ALL OVER 1.27µm MINIMUM NICKEL.

5 COUNTERPART RECOMMENDED IS PN 1445022 OR 2008571 (DASH ACCORDING TO NUMBER OF POSITION).

6 FOR REELING DIRECTION AND PACKAGING TYPE, SEE SPECIFICATION 114-13000.

7 CUTTING EDGE, NO PLATING PRESENT IN THE REGION SHOWN.



12,11,2,1	33.00	39.14	37.00	12	3-1445093-2
11,10,3,2	30.00	36.14	34.00	11	3-1445093-1
10,9,2,1	27.00	33.14	31.00	10	3-1445093-0
9,8,3,2	24.00	30.14	28.00	9	2-1445093-9
8,7,2,1	21.00	27.14	25.00	8	2-1445093-8
7,6,3,2	18.00	24.14	22.00	7	2-1445093-7
6,5,2,1	15.00	21.14	19.00	6	2-1445093-6
5,4,3,2	12.00	18.14	16.00	5	2-1445093-5
4,3,2,1	9.00	15.14	13.00	4	2-1445093-4
3,2	6.00	12.14	10.00	3	2-1445093-3
2,1	3.00	9.14	7.00	2	2-1445093-2
CON POS W/RET BUMP 3	DIM Z	DIM V	DIM L	NO. OF POSN	PART NUMBER

THIS DRAWING IS A CONTROLLED DOCUMENT.

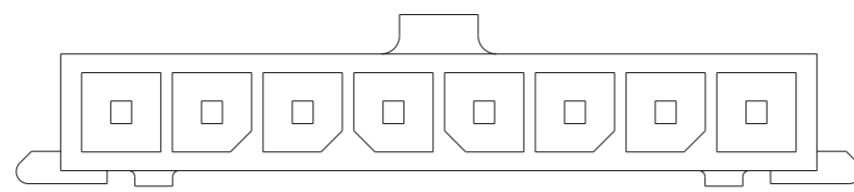
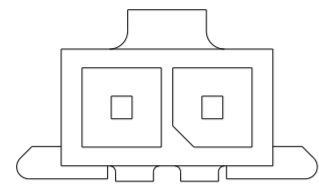
DIMENSIONS: mm	TOLERANCES UNLESS OTHERWISE SPECIFIED: 0 PLC ± 1 PLC ± 2 PLC ±0.20 3 PLC ± 4 PLC ± ANGLES ±1° FINISH	DWN J.ROOT 10OCT2000 CHK K.WHITAKER 17-APR-2001 APVD C.JONES 17-APR-2001 PRODUCT SPEC 108-1836 APPLICATION SPEC 114-13000 WEIGHT -	TE Connectivity NAME VERTICAL THRU HOLE HEADER ASSY, 0.76 MIC GOLD CONTACTS, W/PCB PLZN FEATURE, SGL ROW, MICRO MATE-N-LOK(TM) SIZE A2 CAGE CODE 00779 DRAWING NO C-1445093 RESTRICTED TO - SCALE 4:1 SHEET 1 OF 2 REV B6
-------------------	---	---	---

MATERIAL 1 FINISH 4

CUSTOMER DRAWING

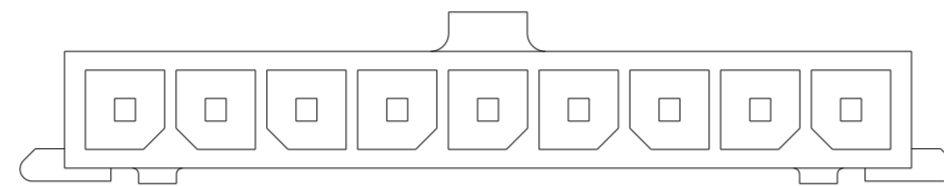
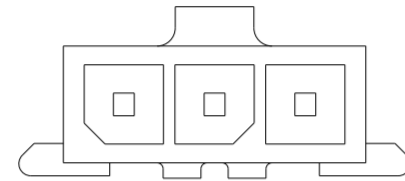
P	LTR	DESCRIPTION	DATE	DWN	APVD
-	-	SEE SHEET 1	-	-	-

2 POS.



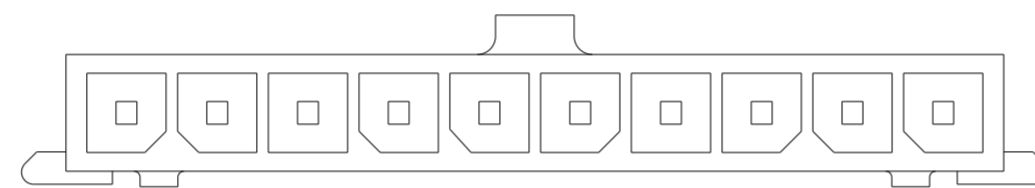
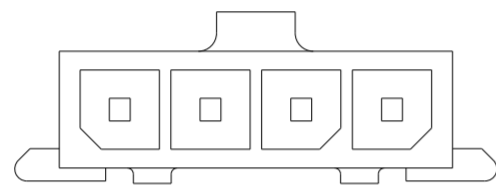
8 POS.

3 POS.



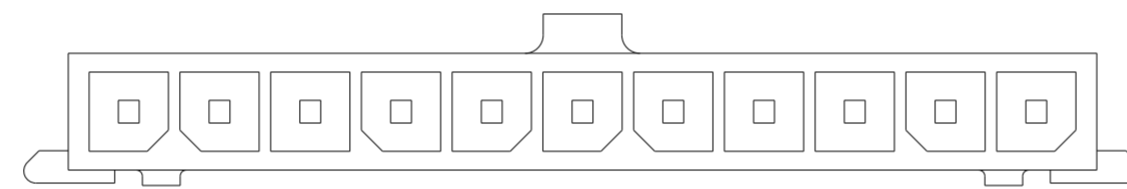
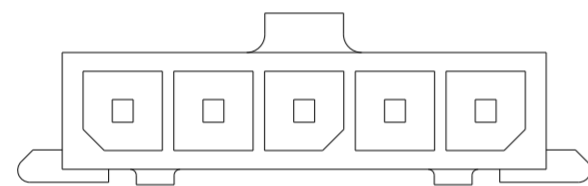
9 POS.

4 POS.



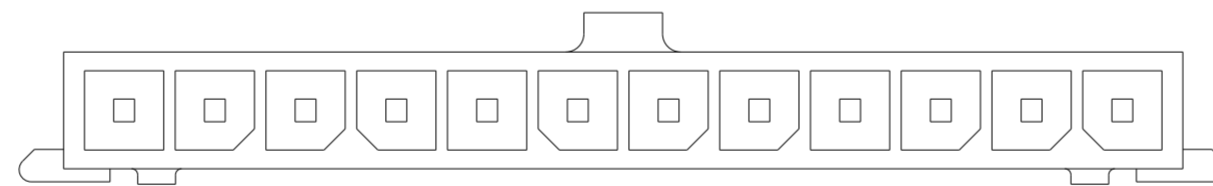
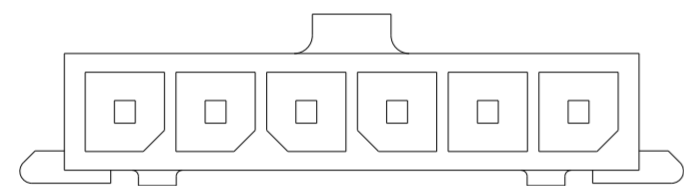
10 POS.

5 POS.



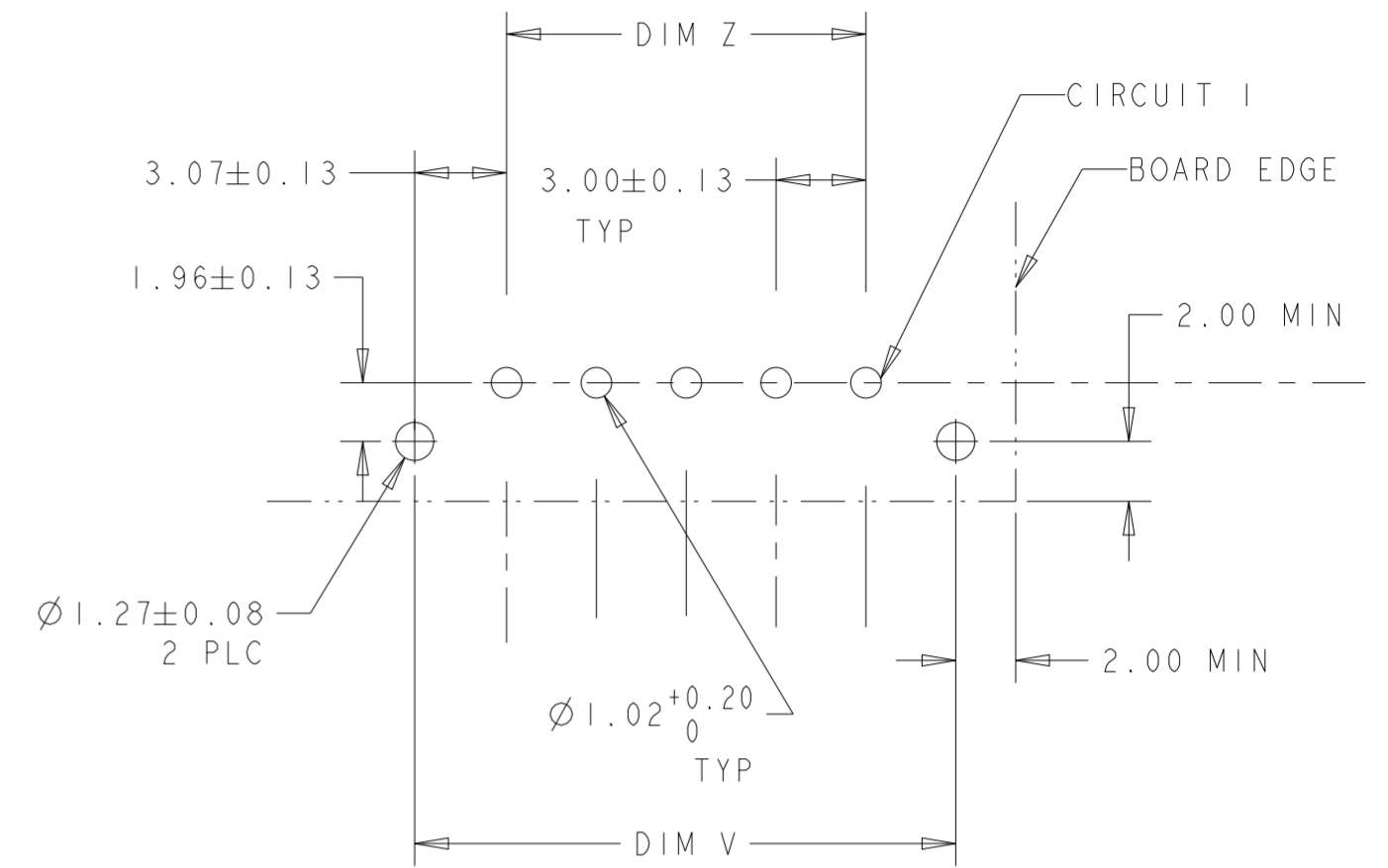
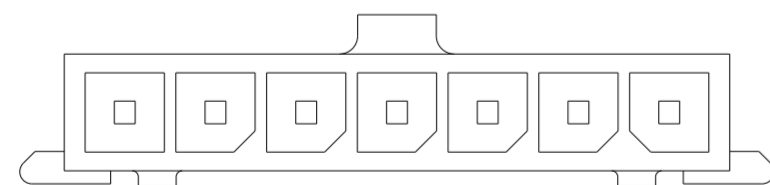
11 POS.

6 POS.



12 POS.

7 POS.



KEYING BY POSITION SIZE

THIS DRAWING IS A CONTROLLED DOCUMENT.		DWN J. ROOT 10OCT2000	TE Connectivity			
DIMENSIONS: mm		CHK K. WHITAKER 17-APR-2001				
TOLERANCES UNLESS OTHERWISE SPECIFIED:		APVD C. JONES 17-APR-2001	NAME VERTICAL THRU HOLE HEADER ASSY, 0.76 MIC GOLD CONTACTS, W/PCB PLZN FEATURE, SGL ROW, MICRO MATE-N-LOK(TM)			
		PRODUCT SPEC 108-1836	SIZE A2	CAGE CODE 00779	DRAWING NO 1445093	RESTRICTED TO -
MATERIAL -		APPLICATION SPEC 114-13000	SCALE 4:1		SHEET 2 OF 2	REV B6
-		WEIGHT -	CUSTOMER DRAWING			