

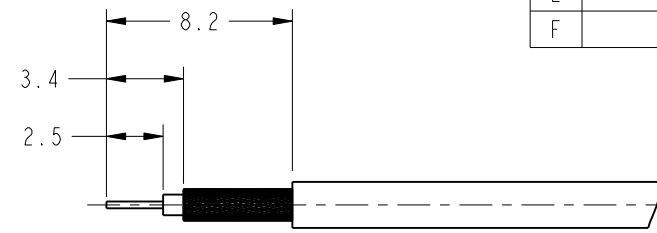
NOTES:

1. MATERIALS AND FINISHES (PLATING THICKNESS IN MICRO-INCHES):
 BODY, FERRULE, RETAINING RING - BERYLLIUM COPPER, WHITE BRONZE PLATED MIN 80 THICK
 CONTACT - BERYLLIUM COPPER, GOLD PLATING MIN 30 THICK
 INSULATOR - PTFE
2. ELECTRICAL:
 A. IMPEDANCE: 50 OHM
 B. DIELECTRIC WITHSTANDING VOLTAGE: 750 VRMS, MIN.
3. MECHANICAL:
 A. DURABILITY: 500 CYCLES MIN.
 B. TEMPERATURE RANGE: -65°C to +165°C
4. CRIMPED FERRULE HEX CRIMP SIZE .105"
5. CENTER CONDUCTOR TO BE SOLDERED TO CENTER CONTACT
6. PACKAGING:
 A. QUANTITY: SINGLE PACK
 B. MARKING: BAG TO BE MARKED
 "AMPHENOL, 902-NM5808, DATE CODE AND REV LEVEL"

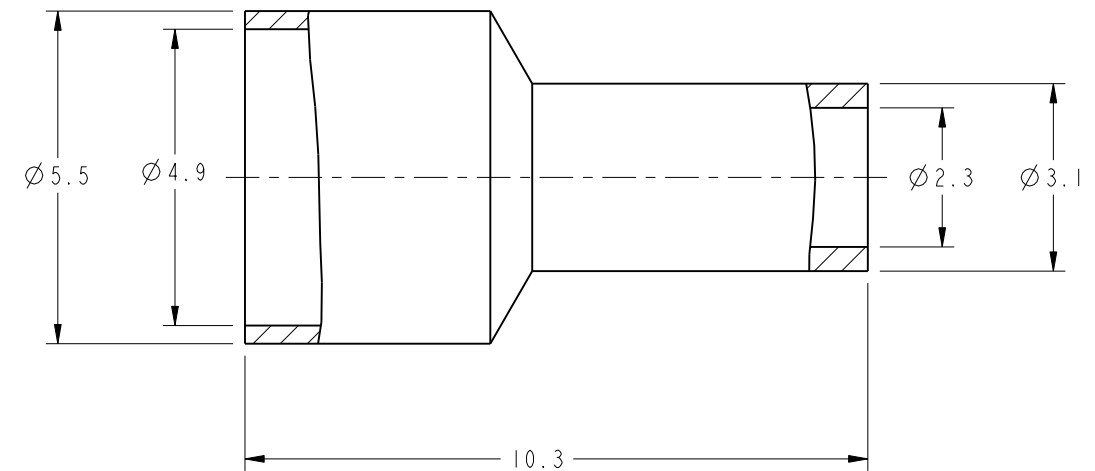
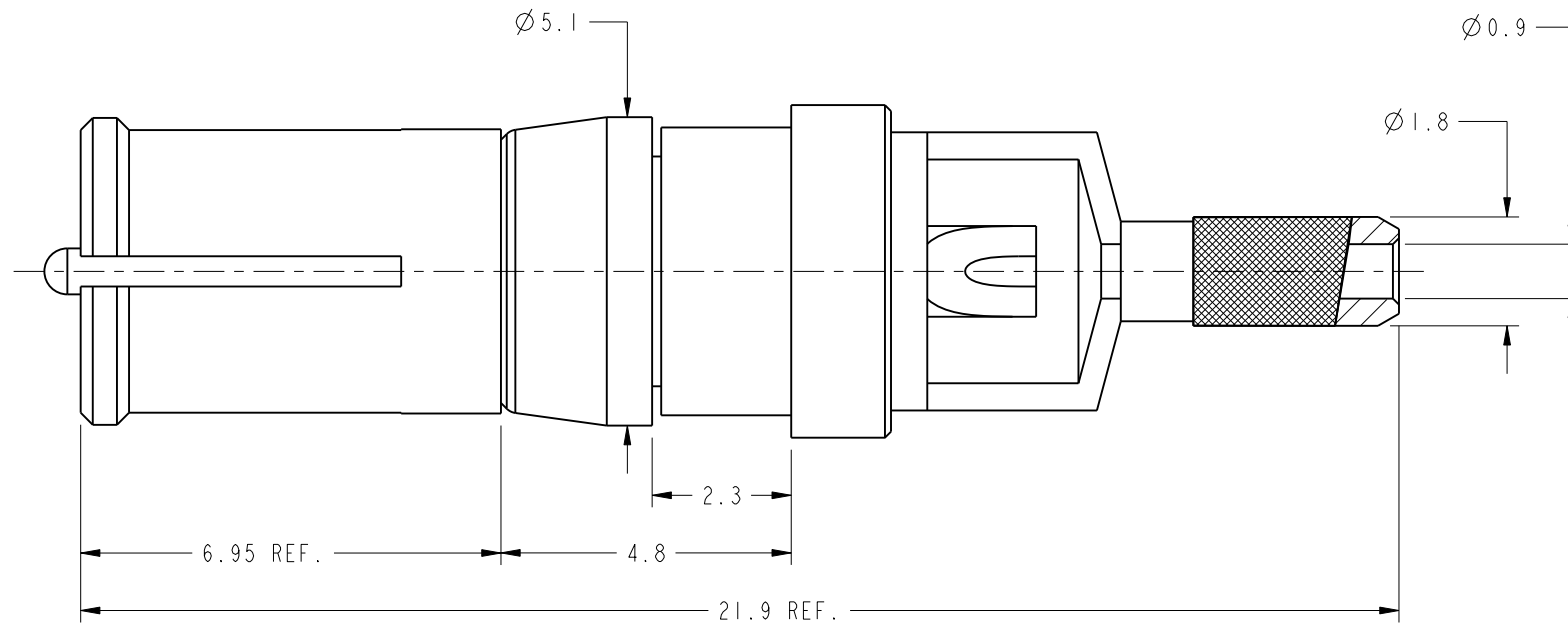
THIRD ANGLE PROJ.

REVISIONS

REV	DESCRIPTION	DATE	ECO	APPR
A	RELEASE TO MFG	8/26/09	47755	RR
B	BODY WAS CHANGED	24-Sep-09		SH
C	CRIMP TOOL'S SIZE WAS CHANGED	27-Jul-10	48184	SH
D	MODIFICATION TO BODY AND RING	14-Sep-12	49236	SH
E	ADDED NOTE 6	09-Nov-12	49306	SH
F	IMPROVED THE STAKING PROCESS	07-Mar-13	49477	SH



RECOMMENDED CABLE STRIPPING DIM'S



CUSTOMER OUTLINE DRAWING

ALL OTHER SHEETS ARE FOR INTERNAL USE ONLY

UNLESS OTHERWISE SPECIFIED, DIMENSIONS ARE IN METRIC AND TOLERANCES ARE: <0.5mm ±0.05mm 0.5 - 6mm ±0.1mm 6 - 30mm ±0.2mm 30 - 120mm ±0.3mm ANGLES ±1°	MATERIAL SEE NOTES	DRAWN T. DENG	DATE 07-Mar-13	TITLE D-SUB CRIMP JACK FOR RG 178 NON-MAGNETIC	Amphenol RF www.amphenolrf.com
	REFERENCE EAR #2800	ENGINEER R. RAJAN	DATE 20-Aug-09		
NOTICE - These drawings, specifications, or other data (1) are, and remain the property of Amphenol corp. (2) must be returned upon request; and (3) are confidential and not to be disclosed to any person other than those to whom they are given by Amphenol Corp. the finishing of these drawings, specifications, or other data by Amphenol Corp., or to any other person to anyone for any purpose is not to be regarded by implication or otherwise in any manner licensing, granting rights to permitting such holder or any other person to manufacture, use or sell any product, process or design, patented or otherwise, that may in any way be related to or disclosed by said drawings, specifications, or other data.	CONFIGURATION LEVEL:	APPROVED S. HSIEH	DATE 07-Mar-13	SCALE: 6.0:1.0 SHEET 2 OF 2	ITEM NO. 902-NM5808
	FINISH	CAD FILE	DWG SIZE B	REV F	PART NO. 902-NM5808