

42486-1 ✓ ACTIVE

FASTON | FASTON 187

TE Internal #: 42486-1

Quick Disconnects, Receptacle, 20 – 16 AWG Wire Size, .51 – 1.31 mm<sup>2</sup> Wire Size, Mating Tab Width 4.75 mm [.187 in], Flag, Brass, FASTON 187

[View on TE.com >](#)



Terminals & Splices > Quick Disconnects



Quick Disconnect Terminal Type: **Receptacle**

Wire Size: .51 – 1.31 mm<sup>2</sup>

Mating Tab Width: 4.75 mm [.187 in]

Mating Tab Thickness: .51 mm [.02 in]

## Features

### Product Type Features

Insertion Force	Low
-----------------	-----

### Configuration Features

Connection Capacity	Single
Compatible With Wire & Cable Type	Discrete Wire

### Contact Features

Quick Disconnect Terminal Type	Receptacle
Mating Tab Width	4.75 mm [.187 in]
Mating Tab Thickness	.51 mm [.02 in]
Terminal Orientation	Flag
Contact Base Material	Brass
Terminal Plating Material	Unplated
Crimp Type	Tab-Lok
Barrel Type	Open

### Termination Features

--	--



Product Terminates To	Wire & Cable
-----------------------	--------------

### Mechanical Attachment

	.035 in
--	---------

Wire Insulation Support	With
-------------------------	------

Mating Retention Type	Dimple
-----------------------	--------

### Dimensions

Terminal Material Thickness	.3 mm [.012 in]
-----------------------------	-----------------

Product Length	13.46 mm [.53 in]
----------------	-------------------

Compatible Insulation Diameter Range	2.79 – 4.32 mm [.11 – .17 in]
--------------------------------------	-------------------------------

Wire Size	.51 – 1.31 mm <sup>2</sup>
-----------	----------------------------

### Usage Conditions

Insulation Option	Uninsulated
-------------------	-------------

Operating Temperature Range	-40 – 110 °C [-40 – 230 °F]
-----------------------------	-----------------------------

### Industry Standards

Agency/Standard	CSA, UL
-----------------	---------

### Packaging Features

Packaging Quantity	6000
--------------------	------

Packaging Method	Strip/Reel
------------------	------------

### Other

Line	Premier
------	---------

## Product Compliance

[For compliance documentation, visit the product page on TE.com>](#)

EU RoHS Directive 2011/65/EU	Compliant
------------------------------	-----------

EU ELV Directive 2000/53/EC	Compliant
-----------------------------	-----------

China RoHS 2 Directive MIIT Order No 32, 2016	No Restricted Materials Above Threshold
---	---

EU REACH Regulation (EC) No. 1907/2006	Current ECHA Candidate List: JUNE 2023 (235) Candidate List Declared Against: JAN 2023 (233) Does not contain REACH SVHC
--	--

Halogen Content	Low Halogen - Br, Cl, F, I < 900 ppm per homogenous material. Also BFR/CFR/PVC Free
-----------------	---

Solder Process Capability

Not applicable for solder process capability

Product Compliance Disclaimer

This information is provided based on reasonable inquiry of our suppliers and represents our current actual knowledge based on the information they provided. This information is subject to change. The part numbers that TE has identified as EU RoHS compliant have a maximum concentration of 0.1% by weight in homogenous materials for lead, hexavalent chromium, mercury, PBB, PBDE, DBP, BBP, DEHP, DIBP, and 0.01% for cadmium, or qualify for an exemption to these limits as defined in the Annexes of Directive 2011/65/EU (RoHS2). Finished electrical and electronic equipment products will be CE marked as required by Directive 2011/65/EU. Components may not be CE marked. Additionally, the part numbers that TE has identified as EU ELV compliant have a maximum concentration of 0.1% by weight in homogenous materials for lead, hexavalent chromium, and mercury, and 0.01% for cadmium, or qualify for an exemption to these limits as defined in the Annexes of Directive 2000/53/EC (ELV). Regarding the REACH Regulation, the information TE provides on SVHC in articles for this part number is based on the latest European Chemicals Agency (ECHA) 'Guidance on requirements for substances in articles' posted at this URL: <https://echa.europa.eu/guidance-documents/guidance-on-reach>

## Compatible Parts



TE Part # 1217027-1  
187 FASTON, FLAG, REC., 18-14 AWG, TPBR



TE Part # 1-480487-2  
FASTON 187 FLAG HSG NYLON NAT LP



TE Part # 1-687392-9  
HB 9EAPR140T140O G




TE Part # 1855654-1  
HDM/FA HBEMPO140T140O LM CUT



TE Part # 565501-1  
STD HBEMPR140T140OK


## Also in the Series | FASTON 187



Crimp Terminal Housings(42)



Insertion & Extraction Tools(1)



Joints & Splices(1)



PCB Terminals(42)

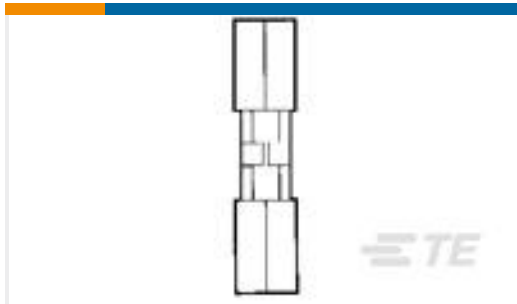


Quick Disconnects(209)



Splices(1)

## Customers Also Bought

TE Part #2-321801-3  
SOLIS BUTT 22-16 COMM 22-18MILTE Part #42168-2  
SPRING SPADE TERMINAL 18-14  
AWG TPBRTE Part #5-160446-6  
FF 250 REC 1.0-2.5MM2 BR SILVER  
PLATEDTE Part #160684-4  
FF 110 REC 0.5-1.0MM2 TPBRTE Part #42742-1  
250 FASTON FLAG REC 18-12 AWG  
BRTE Part #170179-2  
205 FASTON,REC.,18-14 AWG,TPBRTE Part #964310-1  
TAB A 5.8x0.8 CONTACT CF SWS SnTE Part #2302494-1  
SOC CONN CVRASSY,2POS,  
AMPSEAL16,90DEG,MCTE Part #2-380935-0  
MR SPLT GROMET .437 DIA BLK LFTE Part #3-1415419-5  
0419 11 0301 00

## Documents

### Product Drawings

187 FASTON FLAG REC 20-16 AWG BR

English

### CAD Files

Customer View Model

ENG\_CVM\_CVM\_42486-1\_DJ.2d\_dxf.zip

English

3D PDF



3D

Customer View Model

[ENG\\_CVM\\_CVM\\_42486-1\\_DJ.3d\\_igs.zip](#)

English

Customer View Model

[ENG\\_CVM\\_CVM\\_42486-1\\_DJ.3d\\_stp.zip](#)

English

By downloading the CAD file I accept and agree to the [Terms and Conditions](#) of use.

---

### Datasheets & Catalog Pages

[82004 FASTON Terminals \(Insulated and Uninsulated\) Catalog - FASTON Receptacles Section](#)

English

---

### Product Specifications

[Application Specification](#)

English

---

### Product Environmental Compliance

[TE Material Declaration](#)

English

---

### Agency Approvals

[UL Report](#)

English