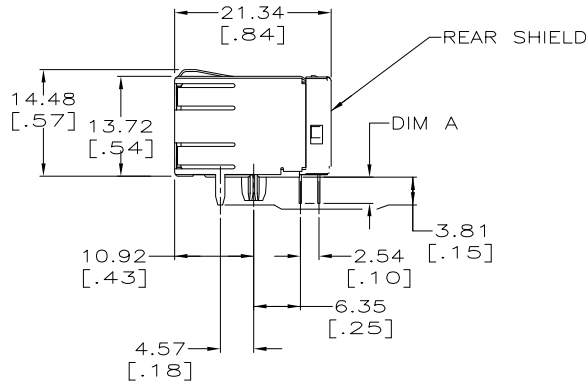
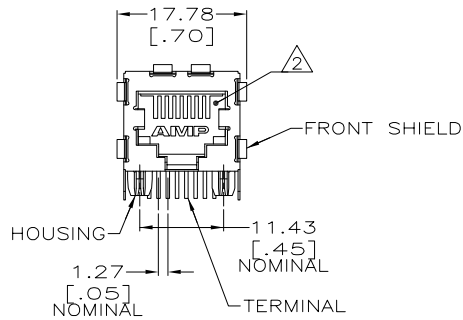
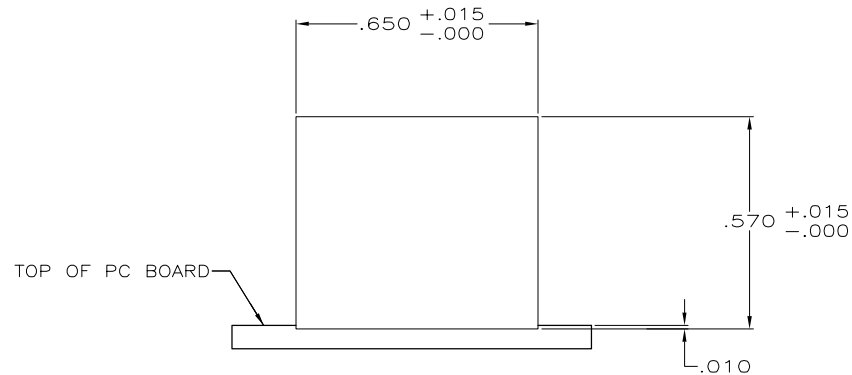
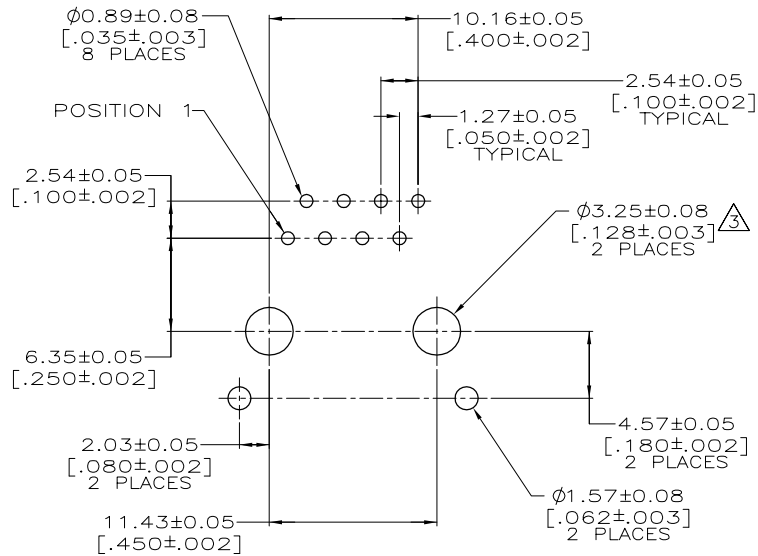


THIS DRAWING IS UNPUBLISHED. RELEASED FOR PUBLICATION
 © COPYRIGHT BY TYCO ELECTRONICS CORPORATION. ALL RIGHTS RESERVED.

LOC	DIST	REVISIONS					
AA	22	P	LTR	DESCRIPTION	DATE	DWN	APVD
		A1		REV PER ECR-09-004284	16APR2009	TY	SY



- ⚠ MATERIAL: HOUSING - NYLON, BLACK, IR REFLOW COMPATIBLE, UL 94V-0.
 TERMINALS - 0.33[.013] THICK PHOS BRONZE PLATED WITH 1.27µm[.000050] MINIMUM THICK HARD GOLD IN LOCALIZED AREA AND 3.81µm [.000150] MINIMUM THICK MATTE TIN IN SOLDER AREA OVER 1.27µm[.000050] MINIMUM THICK NICKEL UNDERPLATE.
 SHIELDS - 0.25[.010] THICK COPPER ALLOY PLATED WITH 1.27µm[.000050] MINIMUM NICKEL AND 2.03 µm[.000080] MINIMUM HOT TIN DIP ON PCB GROUND TABS.
- ⚠ JACK CAVITY CONFORMS TO FCC RULES AND REGULATIONS, PART 68 SUBPART F.
- ⚠ USE #30 DRILL BIT OR 3.25mm DRILL BIT WHEN PRODUCING THESE PCB HOLES.



SUGGESTED PANEL CUTOUT
 SCALE 4:1

SUGGESTED PC BOARD LAYOUT
 COMPONENT SIDE (TOP)
 SCALE 4:1

2.54 [.100]	5406216-2
3.56 [.140]	5406216-1
DIM A	PART NUMBER

THIS DRAWING IS A CONTROLLED DOCUMENT.		DWN J. ALCORTA - 06JUN2005	Tyco Electronics Corporation Harrisburg, PA 17105-3608	
DIMENSIONS: mm[inches]		CHK J. WESTMAN - 06JUN2005	Tyco Electronics	
TOLERANCES UNLESS OTHERWISE SPECIFIED:		APVD S. FLICKINGER - 06JUN2005	NAME	
0 PLC ± -		PRODUCT SPEC		
1 PLC ± -		108-1163		
2 PLC ± 0.25[.01]		APPLICATION SPEC		
3 PLC ± 0.13[.005]		114-2048		
4 PLC ± -		SIZE CAGE CODE DRAWING NO RESTRICTED TO		
MATERIAL		WEIGHT		A2 00779 C=5406216
FINISH		CUSTOMER DRAWING		SCALE 2:1 SHEET 1 OF 1 REV A1