

NOTES:

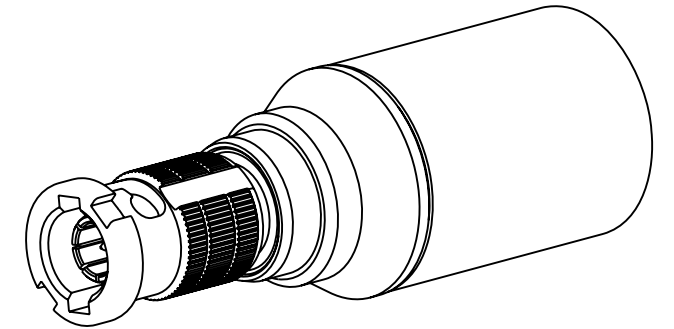
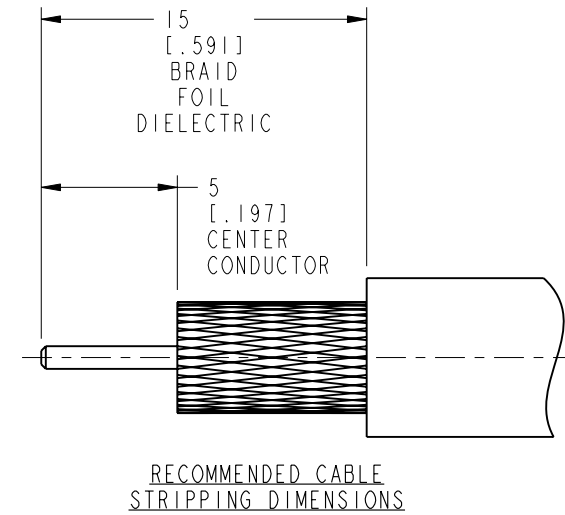
1. MATERIALS AND FINISHES:
 BODY, RETAINING RING, WASHER, FERRULE,
 AND BAYONET SLEEVE - BRASS, NICKEL PLATING
 CONTACT - PHOSPHOR BRONZE, GOLD PLATING
 OUT CONTACT - BERYLLIUM COPPER, NICKEL PLATING
 INSULATOR - PTFE
 INSULATOR DISK - ULTEM
 SPRING - STAINLESS STEEL, PASSIVATED
 GASKET - FLUOROSILICONE, BLACK
2. ELECTRICAL:
 A. IMPEDANCE: 75 OHM
 B. FREQUENCY RANGE: DC - 18 GHz
 C. RETURN LOSS (VSWR): 25 dB MIN (1.11) @ DC - 6 GHz
 20 dB MIN (1.22) @ 6 - 12 GHz
 D. DIELECTRIC WITHSTANDING VOLTAGE: 1000 VRMS, MIN.
 E. INSULATION RESISTANCE: 10,000 MΩ MIN.
3. MECHANICAL:
 A. DURABILITY: 500 CYCLES MIN.
 B. TEMPERATURE RANGE: -30° C TO +85° C

4. ENVIRONMENTAL:
 A. THERMAL SHOCK PER MIL-STD-202 METHOD 107,
 TEST CONDITON B (EXCEPT HIGH TEMP @200°C)
 B. VIBRATION: MIL-STD-202 MTHOD 213 TEST CONDITION B
 C. SHOCK: MIL-STD-202 METHOD 213 TEST CONDITION B
 D. CORROSION: MIL-STD-202 METHOD 101
 TEST CONDITION B 5% SALT SOLUTION
5. PACKAGING:
 A. QUANTITY: SINGLE PACK
 B. MARKING: PACKAGING TO BE MARKED
 "AMPHENOL RF, 34-1132-12G DATE CODE
 U.S. PATENT NO. 7,553,177"
6. CABLE ASSEMBLY INSTRUCTIONS:
 A. TRIM CABLE AS SHOWN.
 B. CRIMP CONTACT TO CABLE CENTER CONDUCTOR
 WITH .068" HEX DIE
 C. CRIMP FERRULE WITH .429" HEX

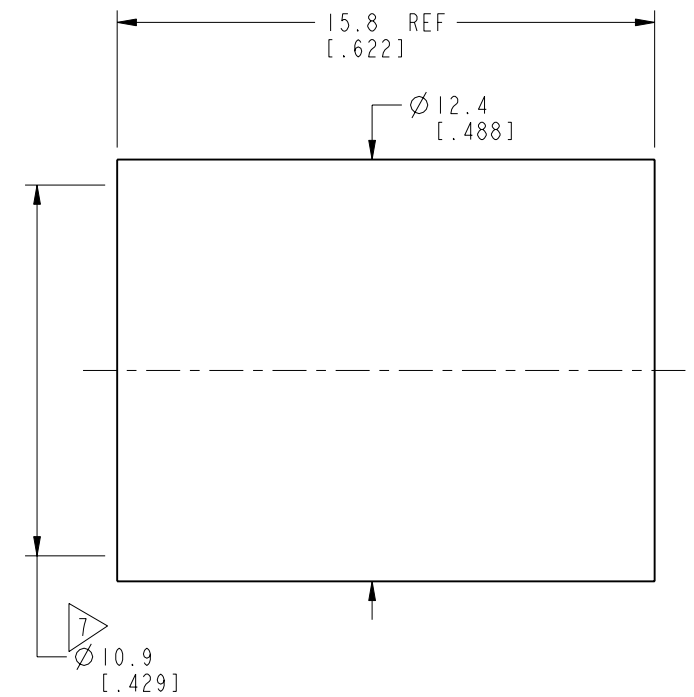
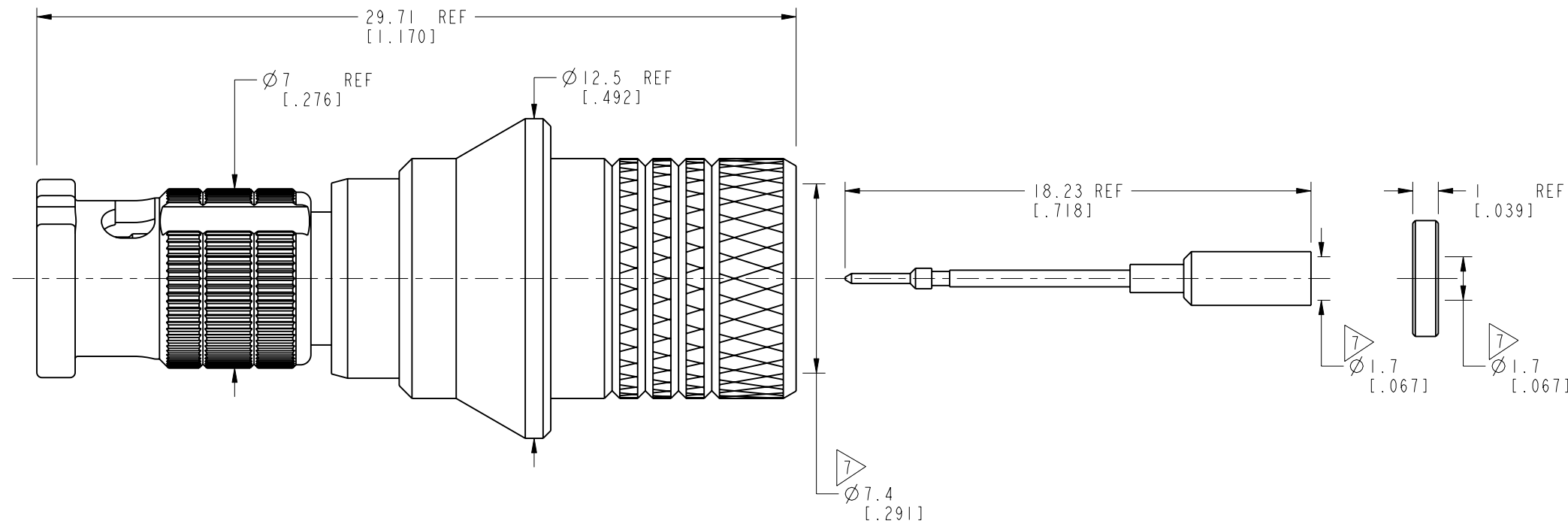
7 SHOWS CABLE ENTRY DIMENSIONS

THIRD ANGLE PROJ.

REVISIONS				
REV	DESCRIPTION	DATE	ECN	APPR
A	RELEASE TO MANUFACTURING	12-Dec-18	09941	CJV



SCALE 2.500



CUSTOMER OUTLINE DRAWING
 ALL OTHER SHEETS ARE FOR INTERNAL USE ONLY

UNLESS OTHERWISE SPECIFIED, DIMENSIONS ARE IN METRIC AND TOLERANCES ARE: <0.5mm ±0.05mm 0.5 - 6mm ±0.1mm 6 - 30mm ±0.2mm 30 - 120mm ±0.3mm ANGLES ±1°	MATERIAL	DRAWN	DATE	TITLE		Amphenol RF www.amphenolrf.com
	SEE NOTES	W. ZENG	13-Dec-18	HD-BNC STR PLUG FOR BELDEN 4731R & 4731P CABLE		
NOTICE - These drawings, specifications, or other data (1) are, and remain the property of Amphenol corp. (2) must be returned upon request; and (3) are confidential and not to be disclosed to any person other than those to whom they are given by Amphenol Corp. the furnishing of these drawings, specifications, or other data by Amphenol Corp., or to any other person to anyone for any purpose is not to be regarded by implication or otherwise in any manner licensing, granting rights to permitting such holder or any other person to manufacture, use or sell any product, process or design, patented or otherwise, that may in any way be related to or disclosed by said drawings, specifications, or other data.	REFERENCE	ENGINEER	DATE	SCALE: 4.5:1.0 SHEET 2 OF 2		DRAWING NO. 34-1132-12G
	EAR# 8542	S. DUAN	18-Dec-18	DWG SIZE B		ITEM NO. 34-1132-12G
	REF:	APPROVED	S. HSIEH	DATE	REV A	PART NO. 34-1132-12G
	CONFIGURATION LEVEL: In Work	CAD FILE		18-Dec-18		
FINISH						